

THE ADMINISTRATOR



11684805



MUNISIPALITEIT - MUNICIPALITY - UMASIPALA-WASE

8/8/2

BEAUFORT-WES/BEAUFORT WEST/BHOBHOFOLO

KANTOOR VAN DIE DIREKTEUR : FINANSIËLE DIENSTE

OFFICE OF THE DIRECTOR : FINANCIAL SERVICES

Rig asseblief alle korrespondensie aan die Munisipale Bestuurder/Kindly address all correspondence to the Municipal Manager/Yonke imbalelwano mayithunyelwe kuMlawuli kaMasipala

Verwysing Reference 5/8/2
 Isalathiso
 Navrae Enquiries R A Eland
 Imibuzo
 Datum Date 2017.10.12
 Umhla



Privaatsak / Private Bag 582
 Faks/Fax: (023) 4148105
 Tel. (023) 4148100

e-pos / e-mail: treasury@beaufortwestmun.co.za
 Kerkstraat 15 Church Street
 BEAUFORT-WES
 BEAUFORT WEST
 BHOBHOFOLO
 6970

MEMORANDUM TO THE MUNICIPAL MANAGER

MFMA : SECTION 11(4) : WITHDRAWALS FROM MUNICIPAL BANK ACCOUNTS

In terms of the MFMA, Section 11(4), the Accounting Officer must table a consolidated report to Council on all the withdrawals made in terms of subsection (1)(b) to (j) during the quarter within 30 days after the end of each quarter.

Attached please find said report for the period July – September 2017.


Also note that we reported the information to Provincial Treasury and we attach proof of this fact.

Kindly submit the report to Council before the end of October 2017.


 DIRECTOR : FINANCIAL SERVICES
 /ek

SIRKULASIE	OPDRAG
2de Spesiale Aem 7	Raadsvergadering. 26.01.18

PROVINCIAL TREASURY
Withdrawals from Municipal Bank Accounts
In accordance with Section 11, Sub-section 1 (b) to (j)

NAME OF MUNICIPALITY:		Beaufort West Municipality		
MUNICIPAL DEMARCATION CODE:		WC053		
QUARTER ENDED:		30-Sep-17		
<p>MFMA section 11. (1) Only the <i>accounting officer</i> or the <i>chief financial officer</i> of a <i>municipality</i>, or any other senior financial <i>official</i> of the <i>municipality</i> acting on the written authority of the <i>accounting officer</i> may withdraw money or authorise the wit</p> <p>(b) to defray expenditure authorised in terms of section 26(4);</p> <p>(c) to defray unforeseeable and unavoidable expenditure authorised in terms of section 29(1);</p> <p>(d) in the case of a bank account opened in terms of section 12. to make payments from the account in accordance with subsection (4) of that section;</p> <p>(e) to pay over to a person or organ of state money received by the <i>municipality</i> on behalf of that person or organ of state, including -</p> <p>(i) money collected by the <i>municipality</i> on behalf of that person or organ of state by agreement; or</p> <p>(ii) any insurance or other payments received by the <i>municipality</i> for that person or organ of state;</p> <p>(f) to refund money incorrectly paid into a bank account;</p> <p>(g) to refund guarantees, sureties and <i>security</i> deposits;</p> <p>(h) for cash management and <i>investment</i> purposes in accordance with section 13;</p> <p>(i) to defray increased expenditure in terms of section 31; or</p> <p>(j) for such other purposes as may be <i>prescribed</i>.</p> <p>(4) The <i>accounting officer</i> must within 30 days after the end of each <i>quarter</i> -</p> <p>(a) table in the <i>municipal council</i> a consolidated report of all withdrawals made in terms of subsection (1)(b) to (j) during that <i>quarter</i>; and</p> <p>(b) submit a copy of the report to the relevant <i>provincial treasury</i> and the <i>Auditor-General</i>.</p>	Amount	Reason for withdrawal		
		R	1,343,490.97	Agency Service: Licensing Fees and RMTC
		R	-	Refund of funds incorrectly deposited into the municipality's account
		R	1,361,615.21	Refund retention fees.
		R	15,382,827.97	Investments withdrawn
			Name and Surname:	C.J Kymdell
		Rank/Position:	Chief Financial Officer	
		Signature:		
Tel number	Fax number	Email Address		
0234148100	0234148105	treasury@beaufortwestmun.co.za		

The completed form must reach Mr Donovan Alexander at the Provincial Treasury, Private Bag x 9165, 7 Wale Street, Cape Town, 8000, Tel: 021 483 5007, Fax 021 483 8623, Email: wbaatjie@pgwc.gov.za on or before the 15th of the month following the end of eac

BEAUFORT WEST MUNICIPALITY
MFMA Section11(4) Quarterly Report
for the 1st Quarter : July - September 2017

S11(1)(e) Funds received on behalf of and paid over to a 3rd Party during the 1st Quarter

DATE	VOUCHER #	BENEFICIARY	DETAILS	AMOUNT
13/07/2017	15076780	PROVINCIAL GOVERNMENT	Agency Services: RTMC Fees	R 10,458.00
27/07/2017	15076948	PROVINCIAL GOVERNMENT	Agency Services: RTMC Fees	R 7,308.00
27/07/2017	15076949	PROVINCIAL GOVERNMENT	Agency Services: RTMC Fees	R 5,880.00
03/08/2017	15077140	PROVINCIAL GOVERNMENT	Agency Services: RTMC Fees	R 7,854.00
03/08/2017	15077141	PROVINCIAL GOVERNMENT	Agency Services: RTMC Fees	R 2,562.00
11/08/2017	15077238	PROVINCIAL GOVERNMENT	Agency Services: RTMC Fees	R 7,644.00
18/08/2017	15077391	PROVINCIAL GOVERNMENT	Agency Services: RTMC Fees	R 5,796.00
04/09/2017	15077864	PROVINCIAL GOVERNMENT	Agency Services: RTMC Fees	R 10,332.00
04/09/2017	15077865	PROVINCIAL GOVERNMENT	Agency Services: RTMC Fees	R 8,358.00
08/09/2017	15078030	PROVINCIAL GOVERNMENT	Agency Services: RTMC Fees	R 1,764.00
11/09/2017	15078100	PROVINCIAL GOVERNMENT	Agency Services: RTMC Fees	R 5,376.00
14/09/2017	15078205	PROVINCIAL GOVERNMENT	Agency Services: RTMC Fees	R 6,972.00
27/09/2017	15078463	PROVINCIAL GOVERNMENT	Agency Services: RTMC Fees	R 7,098.00
28/09/2017	15078483	PROVINCIAL GOVERNMENT	Agency Services: RTMC Fees	R 4,326.00
06/10/2017	15079175	PROVINCIAL GOVERNMENT	Agency Services: RTMC Fees	R 5,334.00
13/07/2017	15076779	PROVINCIAL GOVERNMENT	Agency Services: License Fees	R 110,228.42
27/07/2017	15076946	PROVINCIAL GOVERNMENT	Agency Services: License Fees	R 61,057.82
27/07/2017	15076947	PROVINCIAL GOVERNMENT	Agency Services: License Fees	R 74,909.28
03/08/2017	15077139	PROVINCIAL GOVERNMENT	Agency Services: License Fees	R 75,354.89
03/08/2017	15077142	PROVINCIAL GOVERNMENT	Agency Services: License Fees	R 33,137.19
11/08/2017	15077237	PROVINCIAL GOVERNMENT	Agency Services: License Fees	R 77,400.86
18/08/2017	15077390	PROVINCIAL GOVERNMENT	Agency Services: License Fees	R 52,554.69
08/09/2017	15078031	PROVINCIAL GOVERNMENT	Agency Services: License Fees	R 25,270.62
11/09/2017	15078101	PROVINCIAL GOVERNMENT	Agency Services: License Fees	R 45,033.70
12/09/2017	15078164	PROVINCIAL GOVERNMENT	Agency Services: License Fees	R 205,899.72
12/09/2017	15078165	PROVINCIAL GOVERNMENT	Agency Services: License Fees	R 103,724.98
14/09/2017	15078206	PROVINCIAL GOVERNMENT	Agency Services: License Fees	R 110,927.95
27/09/2017	15078462	PROVINCIAL GOVERNMENT	Agency Services: License Fees	R 104,650.93
28/09/2017	15078484	PROVINCIAL GOVERNMENT	Agency Services: License Fees	R 102,145.98
06/10/2017	15079176	PROVINCIAL GOVERNMENT	Agency Services: License Fees	R 64,131.94
TOTAL				R 1,343,490.97

S11(1)(f) Refund of money incorrectly paid into the municipality's bank account during the 1st Quarter

DATE	VOUCHER #	BENEFICIARY	AMOUNT
TOTAL			R -


S11(1)(g) Retention Fees Refunded during the 1st Quarter

DATE	VOUCHER #	BENEFICIARY	AMOUNT
03/08/2017	15077145	De Jagers Loodgieter	R 368,776.95
24/08/2017	15077554	ASLA Devco	R 123,872.38
30/08/2017	15077703	De Jagers Loodgieter	R 579,826.48
07/09/2017	15077990	A2 Loodgieters	R 289,139.40


TOTAL

R 1,361,615.21

Prepared on:
Prepared by:

23/10/2017	Controller Financial Administration	
Name	Designation	Signature

Checked by:

C.J Kymdell	Chief Financial Officer	
Name	Designation	Signature

BEAUFORT WEST MUNICIPALITY
MFMA Section11(4) Quarterly Report Q1

S11(1)(h) Funds withdrawn for Cash Management and Investment purposes

Fund	2017			Quarter 1
	July	August	September	
VULLISHERWPROJEK		19 304.00		19 304.00
ARTS EN CRAFTS 2		39 610.03		39 610.03
FMG		93 566.59	46 344.39	139 910.98
SONERINGSKEMA		160.53		160.53
SANITASIEPLAN		121.39		121.39
TOERISME TEKENS		88.82		88.82
WEBSITE		98.66		98.66
TOURISM POTENTIAL STUDY NELSP		801.29		801.29
PROJEK VOORSIENING FONDSE		364.33		364.33
OPENBARE BIBL.DIENSTE COND GRANT		1 762.17		1 762.17
OPENBARE BIBL.DIENSTE REPLACEM FUND		418 389.30	414 025.22	832 414.52
VERSKEIE BEPLANNINGSPROJEKTE		1 857.91		1 857.91
CONSUMER HOUSING EDUCATION PRG		1 005.67		1 005.67
SOPKOMBUISE BEAUFORT WES		26.37		26.37
SOPKOMBUISE MERWEVILLE		60.63		60.63
C D W		20 277.27		20 277.27
MSG : INTERN AUDIT RISK		19.84		19.84
MSG : CASEWARE		0.15		0.15
MSG :CAPT OF BTO		14 658.51		14 658.51
MSG : MSCOA		2 046.83		2 046.83
MSG : ASSET MANAGEMENT		3 275.12		3 275.12
MSG: ORG STRUCTURE REVIEW		115.26		115.26
MSG : DEV ANNUAL DEV INPUT		141.54		141.54
MSG : REV MANAGEMENT & CONTROL		23.74		23.74
MSG : SCM MODULE		2 621.57		2 621.57
MSG : INTEREST		34.71		34.71
MIG: BLANCE INVESTIGATION ACQUIFERS				0.00
DEPART. LOCAL GOV. : MISG-GIS		87 886.09		87 886.09
DEPART. LOCAL GOV. : MISG- ELEC MASTER PLAN		16 350.45		16 350.45
WCFMS GRANT: CAPT BTO				0.00
WCFMS GRANT: MSCOA		19 801.98		19 801.98
WCFMS GRANT: ANNUAL REPORT		53 824.46		53 824.46
MB THUSONG CENTRE		7 085.00		7 085.00
EPWP PROGRAM 2		244 880.94	29 036.19	273 917.13
IDP REVIEW		1 241.95		1 241.95
PERFORMANCE MANAGEMENT		23.96		23.96
DISASTER RECOVERY PLAN		2 929.58		2 929.58
MIG FUNDS		2 570 017.29	1 186 013.13	3 756 030.42
MIG 2017/18		3 313 246.91	166 025.50	3 479 272.41
BURSARY PROGRAMME		142 876.61		142 876.61
RETENSIEGELDE		948 603.44	289 139.40	1 237 742.84
BTW - PROJEKTE		547 681.03		547 681.03
UPGRADE PAY POINT	193 791.59	311 436.98	326 734.30	831 962.87
DME FONDSE: ELEKTR SENTRALE KAROO		91 072.91		91 072.91
STREETLIGHTS KM ROAD		348.71		348.71
TOEKOMSTIGE GROOTMAAT VOORS ELEKTR		1 200 000.00		1 200 000.00
NELSPPOORT BESTAANDE BEHUISING		1 249.28		1 249.28
S1 IRDP HOUSING PROJECT			2 549 368.23	2 549 368.23
DIENSTE S3 & S4		1 160.96		1 160.96
XHO XHA WONINGS		199.26		199.26
Total amount Withdrawn	R 193 791.59	R 10 182 350.02	R 5 006 686.36	R 15 382 827.97


Prepared on:

2017/10/12

Prepared by:

PN LANDE

Controller Income



Name

Designation

Signature

LEE02 *** YTD Journal Entries for 8630/1071/0000 SUNDRY CREDITORS:GENERAL

Enquiries - LEDGER

UserID: RANDLE

Directory: S:\Munex\Ledger\current

8630/1071/0000 SUNDRY CREDITORS:GENERAL

R T M C-FEES PAWC;

CEN Range from 00 to ZZ

Year Journals	CE Vend CrAcct	Document	Date	Amount	Vat	Cumulative	MM	Year	Description	OrderNo
10	8730/1560/0000	00085755	17-07-05	-840.00	0.00	-840.00	01	2018	RTMC FEES;VERKEER	: 29
10	8730/1560/0000	00085754	17-07-05	-2898.00	0.00	-3738.00	01	2018	RTMC FEES;VERKEER	: 3/
10	8730/1560/0000	00085752	17-07-05	-1848.00	0.00	-5586.00	01	2018	RTMC FEES;VERKEER	: 30
10	8730/1560/0000	00086083	17-07-06	-1806.00	0.00	-7392.00	01	2018	RTMC FEES;VERKEER	: 4/
15	PGWC 8980/2500/0000	15076780	17-07-13	10458.00	0.00	3066.00	01	2018	PROVINCIAL GOVERNMENT	
10	8730/1560/0000	00086653	17-07-07	-2478.00	0.00	588.00	01	2018	RTMC FEES;VERKEER	: 5/
10	8730/1560/0000	00088126	17-07-13	-924.00	0.00	-336.00	01	2018	RTMC FEES;VERKEER	: 12
10	8730/1560/0000	00088127	17-07-13	-924.00	0.00	-1344.00	01	2018	RTMC FEES;VERKEER	: 11
10	8730/1560/0000	00088126	17-07-13	-1008.00	0.00	-3234.00	01	2018	RTMC FEES;VERKEER	: 10
10	8730/1560/0000	00088125	17-07-13	-1890.00	0.00	-5670.00	01	2018	RTMC FEES;VERKEER	: 19
10	8730/1560/0000	00090494	17-07-21	-2436.00	0.00	-8022.00	01	2018	RTMC FEES;VERKEER	: 6/
10	8730/1560/0000	00090486	17-07-21	-2352.00	0.00	-9114.00	01	2018	RTMC FEES;VERKEER	: 21
10	8730/1560/0000	00090819	17-07-25	-1092.00	0.00	-9954.00	01	2018	RTMC FEES;VERKEER	: 18
10	8730/1560/0000	00090818	17-07-25	-840.00	0.00	-11172.00	01	2018	RTMC FEES;VERKEER	: 17
10	8730/1560/0000	00090817	17-07-25	-1218.00	0.00	-12852.00	01	2018	RTMC FEES;VERKEER	: 14
10	8730/1560/0000	00090816	17-07-25	-1680.00	0.00	-13230.00	01	2018	RTMC FEES;VERKEER	: 13
10	8730/1560/0000	00090815	17-07-25	-378.00	0.00	-14952.00	01	2018	RTMC FEES;VERKEER	: 20
10	8730/1560/0000	00090814	17-07-25	-1722.00	0.00	-15918.00	01	2018	RTMC FEES;VERKEER	: 24
10	8730/1560/0000	00091711	17-07-26	-966.00	0.00	-17220.00	01	2018	RTMC FEES;VERKEER	: 25
10	8730/1560/0000	00091710	17-07-26	-1302.00	0.00	-18144.00	01	2018	RTMC FEES;VERKEER	: 7/
10	8730/1560/0000	00091373	17-07-26	-924.00	0.00	-10836.00	01	2018	PROVINCIAL GOVERNMENT	
15	PGWC 8980/2500/0000	15076948	17-07-27	7308.00	0.00	-4956.00	01	2018	PROVINCIAL GOVERNMENT	
15	PGWC 8980/2500/0000	15076949	17-07-27	5880.00	0.00	-6384.00	01	2018	RTMC FEES;VERKEER	: 26
10	8730/1560/0000	00091987	17-07-27	-1428.00	0.00	-8106.00	01	2018	RTMC FEES;VERKEER	: 27
10	8730/1560/0000	00092273	17-07-28	-1722.00	0.00	-252.00	02	2018	PROVINCIAL GOVERNMENT	
15	PGWC 8980/2500/0000	15077140	17-08-03	7854.00	0.00	2310.00	02	2018	PROVINCIAL GOVERNMENT	
15	PGWC 8980/2500/0000	15077141	17-08-03	2562.00	0.00	0.00	02	2018	RTMC FEES;VERKEER	: 2/
10	8730/1560/0000	00093305	17-08-03	-2310.00	0.00	-2436.00	02	2018	RTMC FEES;VERKEER	: 28
10	8730/1560/0000	00093176	17-08-03	-2436.00	0.00	-4998.00	02	2018	RTMC FEES;VERKEER	: 31
10	8730/1560/0000	00093153	17-08-03	-2562.00	0.00	-6594.00	02	2018	RTMC FEES;VERKEER	: 1/
10	8730/1560/0000	00093152	17-08-03	-1596.00	0.00	-8400.00	02	2018	RTMC FEES;VERKEER	: 3/
10	8730/1560/0000	00094477	17-08-08	-1806.00	0.00	-10206.00	02	2018	RTMC FEES;VERKEER	: 7/
10	8730/1560/0000	00094476	17-08-08	-1806.00	0.00	-11550.00	02	2018	RTMC FEES;VERKEER	: 8/
10	8730/1560/0000	00095056	17-08-10	-1344.00	0.00	-3906.00	02	2018	PROVINCIAL GOVERNMENT	
15	PGWC 8980/2500/0000	15077238	17-08-11	7644.00	0.00	-5460.00	02	2018	RTMC FEES;VERKEER	: 10
10	8730/1560/0000	00095178	17-08-11	-1554.00	0.00	-6552.00	02	2018	RTMC FEES;VERKEER	: 11
10	8730/1560/0000	00096012	17-08-15	-1092.00	0.00	-8484.00	02	2018	RTMC FEES;VERKEER	: 4/
10	8730/1560/0000	00096011	17-08-15	-1932.00	0.00	-10878.00	02	2018	RTMC FEES;VERKEER	: 14
10	8730/1560/0000	00097074	17-08-16	-2394.00	0.00	-5082.00	02	2018	PROVINCIAL GOVERNMENT	
15	PGWC 8980/2500/0000	15077391	17-08-18	5796.00	0.00	-6762.00	02	2018	RTMC FEES;VERKEER	: 17
10	8730/1560/0000	00098509	17-08-22	-1680.00	0.00	-7854.00	02	2018	RTMC FEES;VERKEER	: 16
10	8730/1560/0000	00098508	17-08-22	-1092.00	0.00	-9366.00	02	2018	RTMC FEES;VERKEER	: 15
10	8730/1560/0000	00098507	17-08-22	-1512.00	0.00	-11466.00	02	2018	RTMC FEES;VERKEER	: 21
10	8730/1560/0000	00098506	17-08-22	-2100.00	0.00	-13188.00	02	2018	RTMC FEES;VERKEER	: 23
10	8730/1560/0000	00100176	17-08-28	-1722.00	0.00	-16380.00	02	2018	RTMC FEES;VERKEER	: 22
10	8730/1560/0000	00100175	17-08-28	-3192.00	0.00	-18060.00	02	2018	RTMC FEES;VERKEER	: 18
10	8730/1560/0000	00100174	17-08-28	-1680.00	0.00	-19362.00	02	2018	RTMC FEES;VERKEER	: 28
10	8730/1560/0000	00100900	17-08-30	-1302.00	0.00	-21252.00	02	2018	RTMC FEES;VERKEER	: 25
10	8730/1560/0000	00100899	17-08-30	-1890.00	0.00	-22680.00	02	2018	RTMC FEES;VERKEER	: 24
10	8730/1560/0000	00100898	17-08-30	-1428.00	0.00	-23478.00	02	2018	RTMC FEES;VERKEER	: 29
10	8730/1560/0000	00100897	17-08-30	-798.00	0.00	-25662.00	03	2018	RTMC FEES;VERKEER	: 31
10	8730/1560/0000	00101753	17-09-01	-2184.00	0.00	-26754.00	03	2018	RTMC FEES;VERKEER	: 30
10	8730/1560/0000	00101752	17-09-01	-1092.00	0.00	-16422.00	03	2018	PROVINCIAL GOVERNMENT	
15	PGWC 8980/2500/0000	15077864	17-09-04	10332.00	0.00	-8064.00	03	2018	PROVINCIAL GOVERNMENT	
15	PGWC 8980/2500/0000	15077865	17-09-04	8358.00	0.00	-9450.00	03	2018	RTMC FEES;VERKEER	: 4/
10	8730/1560/0000	00102798	17-09-05	-1386.00	0.00	-11214.00	03	2018	RTMC FEES;VERKEER	: 1/
10	8730/1560/0000	00102535	17-09-05	-1764.00	0.00	-12432.00	03	2018	RTMC FEES;VERKEER	: 5/
10	8730/1560/0000	00103377	17-09-06	-1218.00	0.00	-13692.00	03	2018	RTMC FEES;VERKEER	: 6/
10	8730/1560/0000	00103718	17-09-07	-1260.00	0.00	-11928.00	03	2018	PROVINCIAL GOVERNMENT	
15	PGWC 8980/2500/0000	15078030	17-09-08	1764.00	0.00	-13230.00	03	2018	RTMC FEES;VERKEER	: 7/
10	8730/1560/0000	00103968	17-09-08	-1302.00	0.00	-7854.00	03	2018	PROVINCIAL GOVERNMENT	
15	PGWC 8980/2500/0000	15078100	17-09-11	5376.00	0.00	-9660.00	03	2018	RTMC FEES;VERKEER	: 8/
10	8730/1560/0000	00104395	17-09-11	-1806.00	0.00	-10500.00	03	2018	RTMC FEES;VERKEER	: 12
10	8730/1560/0000	00105518	17-09-13	-840.00	0.00	-3528.00	03	2018	PROVINCIAL GOVERNMENT	
15	PGWC 8980/2500/0000	15078205	17-09-14	6972.00	0.00	-4662.00	03	2018	RTMC FEES;VERKEER	: 11
10	8730/1560/0000	00105771	17-09-14	-1134.00	0.00	-5292.00	03	2018	RTMC FEES;VERKEER	: 14
10	8730/1560/0000	00106284	17-09-15	-630.00	0.00	-5880.00	03	2018	RTMC FEES;VERKEER	: 13
10	8730/1560/0000	00106283	17-09-15	-588.00	0.00					

LEE02 *** YTD Journal Entries for 8630/1071/0000 SUNDRY CREDITORS:GENERAL

Enquiries - LEDGER

UserID: RANDLE

Directory: S:\Munex\Ledger\current

8630/1071/0000 SUNDRY CREDITORS:GENERAL

R T M C-FEES PAWC;

CEN Range from 00 to ZZ

10	8730/1560/0000	00106789	17-09-18	-1134.00	0.00	-7014.00	03	2018	RTMC FEES;VERKEER	: 15
10	8730/1560/0000	00107156	17-09-19	-1722.00	0.00	-8736.00	03	2018	RTMC FEES;VERKEER	: 18
15	PGWC 8980/2500/0000	15078278	17-09-20	0.00	0.00	-8736.00	03	2018	**cancelled**	
10	8730/1560/0000	00107509	17-09-20	-1092.00	0.00	-9828.00	03	2018	RTMC FEES;VERKEER	: 19
10	8730/1560/0000	00107769	17-09-21	-1596.00	0.00	-11424.00	03	2018	RTMC FEES;VERKEER	: 20
10	8730/1560/0000	00108413	17-09-26	-1680.00	0.00	-13104.00	03	2018	RTMC FEES;VERKEER	: 21
15	PGWC 8980/2500/0000	15078463	17-09-27	7098.00	0.00	-6006.00	03	2018	PROVINCIAL GOVERNMENT	
10	8730/1560/0000	00108923	17-09-27	-1344.00	0.00	-7350.00	03	2018	RTMC FEES;VERKEER	: 26
10	8730/1560/0000	00108668	17-09-27	-1008.00	0.00	-8358.00	03	2018	RTMC FEES;VERKEER	: 22
15	PGWC 8980/2500/0000	15078483	17-09-28	4326.00	0.00	-4032.00	03	2018	PROVINCIAL GOVERNMENT	
10	8730/1560/0000	00109658	17-09-29	-1134.00	0.00	-5166.00	03	2018	RTMC FEES;VERKEER	: 27
15	PGWC 8980/2500/0000	15079175	17-10-06	5334.00	0.00	168.00	03	2018	PROVINCIAL GOVERNMENT	

Year Total: 168.00

Month Journals

CE	Vend	CrAcct	Document	Date	Amount	Vat	Cumulative	MM	Description	OrderNo	Comm
10	8730/1560/0000	00110352	17-10-02	-1302.00	0.00	-1302.00	04	RTMC FEES;VERKEER	: 28	000000	
10	8730/1560/0000	00111252	17-10-04	-966.00	0.00	-2268.00	04	RTMC FEES;VERKEER	: 2/	000000	
10	8730/1560/0000	00110951	17-10-04	-1932.00	0.00	-4200.00	04	RTMC FEES;VERKEER	: 2/	000000	
10	8730/1560/0000	00110950	17-10-04	-1554.00	0.00	-5754.00	04	RTMC FEES;VERKEER	: 29	000000	
10	8730/1560/0000	00111537	17-10-05	-2100.00	0.00	-7854.00	04	RTMC FEES;VERKEER	: 4/	000000	
10	8730/1560/0000	00111858	17-10-06	-1638.00	0.00	-9492.00	04	RTMC FEES;VERKEER	: 5/	000000	
10	8730/1560/0000	00112161	17-10-09	-1554.00	0.00	-11046.00	04	RTMC FEES;VERKEER	: 6/	000000	
10	8730/1560/0000	00112617	17-10-10	-1638.00	0.00	-12684.00	04	RTMC FEES;VERKEER	: 9/	000000	
10	8730/1560/0000	00112983	17-10-11	-1386.00	0.00	-14070.00	04	RTMC FEES;VERKEER	: 10	000000	
15	PGWC 8980/2500/0000	15079315	17-10-12	8190.00	0.00	-5880.00	04	PROVINCIAL GOVERNMENT		000000	
10	8730/1560/0000	00114215	17-10-13	-1890.00	0.00	-7770.00	04	RTMC FEES;VERKEER	: 12	000000	
10	8730/1560/0000	00113582	17-10-13	-924.00	0.00	-8694.00	04	RTMC FEES;VERKEER	: 11	000000	
10	8730/1560/0000	00114681	17-10-16	-1722.00	0.00	-10416.00	04	RTMC FEES;VERKEER	: 13	000000	
10	8730/1560/0000	00115097	17-10-17	-1974.00	0.00	-12390.00	04	RTMC FEES;VERKEER	: 16	000000	
10	8730/1560/0000	00115393	17-10-18	-798.00	0.00	-13188.00	04	RTMC FEES;VERKEER	: 17	000000	
10	8730/1560/0000	00372089	17-10-19	-1176.00	0.00	-14364.00	04	RTMC;VERKEER ; VERKE		000000	

Month Total: -14364.00

MM + YY Total: -14196.00

Commitments

Vend Order	Document	Comm	T	CEN	Qty	Amount	Description	Job	Req
Total						0.00			

Totals

Budget	
Actual To Date	R-14,196.00
Commitments not shown	R 0.00
Available	R 14,196.00

LEE02 *** YTD Journal Entries for 8730/1511/0000 SUSPENCE ACCOUNT:GENERAL

Enquiries - LEDGER

UserID: RANDLE

Directory: S:\Munex\Ledger\current

8730/1511/0000 SUSPENCE ACCOUNT:GENERAL

MOTOR VEHICLE REGISTRATION;

CEN Range from 00 to ZZ

Year Journals	CE Vend CrAcct	Document	Date	Amount	Vat Cumulative	MM	Year	Description	OrderNo
10	8730/1560/0000	00085746	17-07-04	-7951.50	0.00	-7951.50	01	2018 PAWK;VERKEER : 29/6/17	
10	8730/1560/0000	00085755	17-07-05	-1537.66	0.00	-9489.16	01	2018 PAWK;VERKEER : 29/6/17	
10	8730/1560/0000	00085754	17-07-05	-36468.34	0.00	-45957.50	01	2018 PAWK;VERKEER : 3/7/17	
10	8730/1560/0000	00085752	17-07-05	-30608.88	0.00	-76566.38	01	2018 PAWK;VERKEER : 30/6/17	
10	8730/1560/0000	00086083	17-07-06	-14081.51	0.00	-90647.89	01	2018 PAWK;VERKEER : 4/7/17	
15	PGWC 8980/2500/0000	15076779	17-07-13	110228.42	0.00	19580.53	01	2018 PROVINCIAL GOVERNMENT	
10	8730/1560/0000	00086653	17-07-07	-25063.18	0.00	-5482.65	01	2018 PAWK;VERKEER : 5/7/17	
10	8730/1560/0000	00088127	17-07-13	-7829.97	0.00	-13312.62	01	2018 PAWK;VERKEER : 12/7/17	
10	8730/1560/0000	00088126	17-07-13	-9385.76	0.00	-22698.38	01	2018 PAWK;VERKEER : 11/7/17	
10	8730/1560/0000	00088125	17-07-13	-25164.86	0.00	-47863.24	01	2018 PAWK;VERKEER : 10/7/17	
10	8730/1560/0000	00090494	17-07-21	-32278.67	0.00	-80141.91	01	2018 PAWK;VERKEER : 19/7/17	
10	8730/1560/0000	00090486	17-07-21	-19416.67	0.00	-99558.58	01	2018 PAWK;VERKEER : 6/7/17	
10	8730/1560/0000	00090819	17-07-25	-9277.17	0.00	-108835.75	01	2018 PAWK;VERKEER : 21/7/17	
10	8730/1560/0000	00090818	17-07-25	-8339.89	0.00	-117175.64	01	2018 PAWK;VERKEER : 18/7/17	
10	8730/1560/0000	00090817	17-07-25	-8256.75	0.00	-125432.39	01	2018 PAWK;VERKEER : 17/7/17	
10	8730/1560/0000	00090816	17-07-25	-14090.85	0.00	-139523.24	01	2018 PAWK;VERKEER : 14/7/17	
10	8730/1560/0000	00090815	17-07-25	-4586.38	0.00	-144109.62	01	2018 PAWK;VERKEER : 13/7/17	
10	8730/1560/0000	00090814	17-07-25	-16756.80	0.00	-160866.42	01	2018 PAWK;VERKEER : 20/7/17	
10	8730/1560/0000	00091711	17-07-26	-7837.15	0.00	-168703.57	01	2018 PAWK;VERKEER : 24/7/17	
10	8730/1560/0000	00091710	17-07-26	-14576.48	0.00	-183280.05	01	2018 PAWK;VERKEER : 25/7/17	
10	8730/1560/0000	00091373	17-07-26	-15198.72	0.00	-198478.77	01	2018 PAWK;VERKEER : 7/7/17	
15	PGWC 8980/2500/0000	15076946	17-07-27	61057.82	0.00	-137420.95	01	2018 PROVINCIAL GOVERNMENT	
15	PGWC 8980/2500/0000	15076947	17-07-27	74909.28	0.00	-62511.67	01	2018 PROVINCIAL GOVERNMENT	
10	8730/1560/0000	00091987	17-07-27	-14233.14	0.00	-76744.81	01	2018 PAWK;VERKEER : 26/7/17	
10	8730/1560/0000	00092273	17-07-28	-17787.59	0.00	-94532.40	01	2018 PAWK;VERKEER : 27/7/17	
15	PGWC 8980/2500/0000	15077139	17-08-03	75354.89	0.00	-19177.51	02	2018 PROVINCIAL GOVERNMENT	
15	PGWC 8980/2500/0000	15077142	17-08-03	33137.19	0.00	13959.68	02	2018 PROVINCIAL GOVERNMENT	
10	8730/1560/0000	00093305	17-08-03	-23917.93	0.00	-9958.25	02	2018 PAWK;VERKEER : 2/8/17	
10	8730/1560/0000	00093176	17-08-03	-20920.52	0.00	-30878.77	02	2018 PAWK;VERKEER : 28/7/17	
10	8730/1560/0000	00093153	17-08-03	-33137.19	0.00	-64015.96	02	2018 PAWK;VERKEER : 31/7/17	
10	8730/1560/0000	00093152	17-08-03	-13426.20	0.00	-77442.16	02	2018 PAWK;VERKEER : 1/8/17	
10	8730/1560/0000	00094477	17-08-08	-20309.90	0.00	-97752.06	02	2018 PAWK;VERKEER : 3/8/17	
10	8730/1560/0000	00094477	17-08-08	-17796.01	0.00	-115548.07	02	2018 PAWK;VERKEER : 7/8/17	
10	8730/1560/0000	00095056	17-08-10	-11057.59	0.00	-126605.66	02	2018 PAWK;VERKEER : 8/8/17	
15	PGWC 8980/2500/0000	15077237	17-08-11	77400.86	0.00	-49204.80	02	2018 PROVINCIAL GOVERNMENT	
10	8730/1560/0000	00095178	17-08-11	-15700.61	0.00	-64905.41	02	2018 PAWK;VERKEER : 10/8/17	
10	8730/1560/0000	00096012	17-08-15	-8000.49	0.00	-72905.90	02	2018 PAWK;VERKEER : 11/8/17	
10	8730/1560/0000	00096011	17-08-15	-19746.84	0.00	-92652.74	02	2018 PAWK;VERKEER : 4/8/17	
10	8730/1560/0000	00097074	17-08-16	-37508.81	0.00	-130161.55	02	2018 PAWK;VERKEER : 14/8/17	
15	PGWC 8980/2500/0000	15077390	17-08-18	52554.69	0.00	-77606.86	02	2018 PROVINCIAL GOVERNMENT	
10	8730/1560/0000	00098509	17-08-22	-30174.42	0.00	-107781.28	02	2018 PAWK;VERKEER : 17/8/17	
10	8730/1560/0000	00098508	17-08-22	-9199.62	0.00	-116980.90	02	2018 PAWK;VERKEER : 16/8/17	
10	8730/1560/0000	00098507	17-08-22	-11579.11	0.00	-128560.01	02	2018 PAWK;VERKEER : 15/8/17	
10	8730/1560/0000	00098506	17-08-22	-94737.79	0.00	-223297.80	02	2018 PAWK;VERKEER : 21/8/17	
10	8730/1560/0000	00100176	17-08-28	-41729.59	0.00	-265027.39	02	2018 PAWK;VERKEER : 23/8/17	
10	8730/1560/0000	00100175	17-08-28	-30258.25	0.00	-295285.64	02	2018 PAWK;VERKEER : 22/8/17	
10	8730/1560/0000	00100174	17-08-28	-15263.02	0.00	-310548.66	02	2018 PAWK;VERKEER : 18/8/17	
10	8730/1560/0000	00100900	17-08-30	-10859.40	0.00	-321408.06	02	2018 PAWK;VERKEER : 28/8/17	
10	8730/1560/0000	00100899	17-08-30	-26236.59	0.00	-347644.65	02	2018 PAWK;VERKEER : 25/8/17	
10	8730/1560/0000	00100898	17-08-30	-12937.50	0.00	-360582.15	02	2018 PAWK;VERKEER : 24/8/17	
10	8730/1560/0000	00100897	17-08-30	-6918.12	0.00	-367500.27	02	2018 PAWK;VERKEER : 29/8/17	
10	8730/1560/0000	00101753	17-09-01	-17886.64	0.00	-385386.91	03	2018 PAWK;VERKEER : 31/8/17	
10	8730/1560/0000	00101752	17-09-01	-9369.54	0.00	-394756.45	03	2018 PAWK;VERKEER : 30/8/17	
10	8730/1560/0000	00102798	17-09-05	-9686.52	0.00	-404442.97	03	2018 PAWK;VERKEER : 4/9/17	
10	8730/1560/0000	00102535	17-09-05	-25270.62	0.00	-429713.59	03	2018 PAWK;VERKEER : 1/9/17	
10	8730/1560/0000	00103377	17-09-06	-45036.78	0.00	-474750.37	03	2018 PAWK;VERKEER : 5/9/17	
10	8730/1560/0000	00103718	17-09-07	-16885.52	0.00	-491635.89	03	2018 PAWK;VERKEER : 6/9/17	
15	PGWC 8980/2500/0000	15078031	17-09-08	25270.62	0.00	-466365.27	03	2018 PROVINCIAL GOVERNMENT	
10	8730/1560/0000	00103968	17-09-08	-13496.75	0.00	-479862.02	03	2018 PAWK;VERKEER : 7/9/17	
15	PGWC 8980/2500/0000	15078101	17-09-11	45033.70	0.00	-434828.32	03	2018 PROVINCIAL GOVERNMENT	
10	8730/1560/0000	00104395	17-09-11	-25822.38	0.00	-460650.70	03	2018 PAWK;VERKEER : 8/9/17	
15	PGWC 8980/2500/0000	15078164	17-09-12	205899.72	0.00	-254750.98	03	2018 PROVINCIAL GOVERNMENT	
15	PGWC 8980/2500/0000	15078165	17-09-12	103724.98	0.00	-151026.00	03	2018 PROVINCIAL GOVERNMENT	
10	8730/1560/0000	00105518	17-09-13	-38823.99	0.00	-189849.99	03	2018 PAWK;VERKEER : 12/9/17	
15	PGWC 8980/2500/0000	15078206	17-09-14	110927.95	0.00	-78922.04	03	2018 PROVINCIAL GOVERNMENT	
10	8730/1560/0000	00105771	17-09-14	-9358.96	0.00	-88281.00	03	2018 PAWK;VERKEER : 11/9/17	
10	8730/1560/0000	00106284	17-09-15	-19736.96	0.00	-108017.96	03	2018 PAWK;VERKEER : 14/9/17	

LEE02 *** YTD Journal Entries for 8730/1511/0000 SUSPENCE ACCOUNT:GENERAL

Enquiries - LEDGER

UserID: RANDLE

Directory: S:\Munex\Ledger\current

8730/1511/0000 SUSPENCE ACCOUNT:GENERAL

MOTOR VEHICLE REGISTRATION;

CEN Range from 00 to ZZ

10	8730/1560/0000	00106283	17-09-15	-25393.52	0.00	-133411.48	03	2018	PAWK;VERKEER : 13/9/17	
10	8730/1560/0000	00106789	17-09-18	-8832.56	0.00	-142244.04	03	2018	PAWK;VERKEER : 15/9/17	
10	8730/1560/0000	00107156	17-09-19	-14580.65	0.00	-156824.69	03	2018	PAWK;VERKEER : 18/9/17	
15	PGWC	8980/2500/0000	15078277	17-09-20	0.00	0.00			**cancelled**	
10	8730/1560/0000	00107509	17-09-20	-33555.94	0.00	-190380.63	03	2018	PAWK;VERKEER : 19/9/17	
10	8730/1560/0000	00107769	17-09-21	-31852.85	0.00	-222233.48	03	2018	PAWK;VERKEER : 20/9/17	
10	8730/1560/0000	00108413	17-09-26	-15874.64	0.00	-238108.12	03	2018	PAWK;VERKEER : 21/9/17	
15	PGWC	8980/2500/0000	15078462	17-09-27	104650.93	0.00	-133457.19	03	2018	PROVINCIAL GOVERNMENT
10	8730/1560/0000	00108923	17-09-27	-12954.60	0.00	-146411.79	03	2018	PAWK;VERKEER : 26/9/17	
10	8730/1560/0000	00108668	17-09-27	-8786.86	0.00	-155198.65	03	2018	PAWK;VERKEER : 22/9/17	
15	PGWC	8980/2500/0000	15078484	17-09-28	102145.98	0.00	-53052.67	03	2018	PROVINCIAL GOVERNMENT
10	8730/1560/0000	00109658	17-09-29	-10898.06	0.00	-63950.73	03	2018	PAWK;VERKEER : 27/9/17	
15	PGWC	8980/2500/0000	15079176	17-10-06	64131.94	0.00	181.21	03	2018	PROVINCIAL GOVERNMENT

Year Total: 181.21

Month Journals		Document	Date	Amount	Vat	Cumulative	MM	Description	OrderNo	Comm
CE	Vend CrAcct									
10	8730/1560/0000	00110352	17-10-02	-12935.78	0.00	-12935.78	04	PAWK;VERKEER : 28/9/17	000000	
10	8730/1560/0000	00111252	17-10-04	-10842.73	0.00	-23778.51	04	PAWK;VERKEER : 2/10/17	000000	
10	8730/1560/0000	00110951	17-10-04	-26764.10	0.00	-50542.61	04	PAWK;VERKEER : 2/10/17	000000	
10	8730/1560/0000	00110950	17-10-04	-27343.50	0.00	-77886.11	04	PAWK;VERKEER : 29/9/17	000000	
10	8730/1560/0000	00111537	17-10-05	-19411.31	0.00	-97297.42	04	PAWK;VERKEER : 4/10/17	000000	
10	8730/1560/0000	00111858	17-10-06	-15796.56	0.00	-113093.98	04	PAWK;VERKEER : 5/10/17	000000	
10	8730/1560/0000	00112161	17-10-09	-13797.93	0.00	-126891.91	04	PAWK;VERKEER : 6/1/17	000000	
10	8730/1560/0000	00112617	17-10-10	-13983.53	0.00	-140875.44	04	PAWK;VERKEER : 9/10/17	000000	
10	8730/1560/0000	00112983	17-10-11	-27087.32	0.00	-167962.76	04	PAWK;VERKEER : 10/10/1	000000	
15	PGWC	8980/2500/0000	15079316	17-10-12	86612.62	0.00	-81350.14	04	PROVINCIAL GOVERNMENT	000000
10	8730/1560/0000	00114215	17-10-13	-16555.82	0.00	-97905.96	04	PAWK;VERKEER : 12/10/1	000000	
10	8730/1560/0000	00113582	17-10-13	-8413.81	0.00	-106319.77	04	PAWK;VERKEER : 11/10/1	000000	
10	8730/1560/0000	00114681	17-10-16	-15281.18	0.00	-121600.95	04	PAWK;VERKEER : 13/10/1	000000	
10	8730/1560/0000	00115097	17-10-17	-22613.20	0.00	-144214.15	04	PAWK;VERKEER : 16/10/1	000000	
10	8730/1560/0000	00115393	17-10-18	-7221.44	0.00	-151435.59	04	PAWK;VERKEER : 17/11/1	000000	
10	8730/1560/0000	00372089	17-10-19	-9669.33	0.00	-161104.92	04	PAWK M/VOERTUIG REG;VE	000000	

Month Total: -161104.92

MM + YY Total: -160923.71

Commitments

Vend Order	Document	Comm	T	CEN	Qty	Amount	Description	Job	Req
------------	----------	------	---	-----	-----	--------	-------------	-----	-----

Total 0.00

Totals

Budget	
Actual To Date	R-160,923.71
Commitments not shown	R 0.00
Available	R 160,923.71

BEAUFORT WEST MUNICIPALITY

2017-10-23 10:57:27 AM

LEE02 *** YTD Journal Entries for 8630/1060/0000 SUNDRY CREDITORS:GENERAL

Enquiries - LEDGER

UserID: RANDLE

Directory: S:\Munex\Ledger\current

8630/1060/0000 SUNDRY CREDITORS:GENERAL

RETENTION FEES;

CEN Range from 00 to ZZ

Year Journals	CE Vend CrAcct	Document Date	Amount	Vat Cumulative	MM	Year	Description	OrderNo
15 D006	8980/2500/0000	15076894	17-07-25	-45720.78	0.00	-45720.78	01 2018 DE JAGERS LOODGIETER	
15 A094	8980/2500/0000	15076895	17-07-25	-287709.68	0.00	-333430.46	01 2018 ASLA DEVCO	
15 D006	8980/2500/0000	15076896	17-07-25	-104455.89	0.00	-437886.35	01 2018 DE JAGERS LOODGIETER	
15	8980/2500/0000	15077137	17-08-03	-21332.46	0.00	-459218.81	02 2018 SLYAHLANGANA CONSTRUCT	
15 D006	8980/2500/0000	15077145	17-08-03	368776.95	0.00	-90441.86	02 2018 DE JAGERS LOODGIETER	
15	8980/2500/0000	15077419	17-08-21	-20487.82	0.00	-110929.68	02 2018 RETENSIE	
15	8980/2500/0000	15077550	17-08-24	0.00	0.00	-110929.68	02 2018 **cancelled**	
15 A094	8980/2500/0000	15077552	17-08-24	0.00	0.00	-110929.68	02 2018 **cancelled**	
15	8980/2500/0000	15077553	17-08-24	-35799.59	0.00	-146729.27	02 2018 BAY PROJECTS CONTRACTO	
15 A094	8980/2500/0000	15077554	17-08-24	123872.38	0.00	-22856.89	02 2018 ASLA DEVCO	
15 D006	8980/2500/0000	15077703	17-08-30	579826.48	0.00	556969.59	02 2018 DE JAGERS LOODGIETER	
15	8980/2500/0000	15077990	17-09-07	289139.40	0.00	846108.99	03 2018 A2 LOODGIETERS	
15	8980/2500/0000	15077991	17-09-07	-23685.97	0.00	822423.02	03 2018 SLYAHLANGANA CONSTRUCT	
15 A094	8980/2500/0000	15078589	17-09-29	-160566.51	0.00	661856.51	03 2018 ASLA DEVCO	
15	8980/2500/0000	15078591	17-09-29	0.00	0.00	661856.51	03 2018 **cancelled**	
15	8980/2500/0000	15078619	17-09-29	-50357.75	0.00	611498.76	03 2018 BAY PROJECTS	
Year Total:			611498.76					

Month Journals	CE Vend CrAcct	Document Date	Amount	Vat Cumulative	MM	Description	OrderNo	Comm
15	8980/2500/0000	15079146	17-10-19	0.00	0.00	0.00 04 **cancelled**		000000
15	8980/2500/0000	15079410	17-10-19	-16283.21	0.00	-16283.21 04 SLYAHLANGANA CONSTRUCT		000000
Month Total:			-16283.21					

MM + YY Total: 595215.55

Commitments	Vend Order	Document	Comm	T CEN Qty	Amount	Description	Job	Req
Total 0.00								

Totals

Budget
 Actual To Date R 595,215.55
 Commitments not shown R 0.00
 Available R-595,215.55