

BEAUFORT WEST MUNICIPALITY



Monthly Budget Statement FOR THE MONTH ENDING SEPTEMBER 2024

TABLE OF CONTENTS

PART 1 – IN-YEAR REPORT

1. Mayor’s Report2
2. Resolutions2 - 3
3. Executive Summary4 - 6
4. In-year budget statement tables7 - 13

PART 2 – SUPPORTING DOCUMENTATION

5. Debtors analysis14
6. Creditors analysis14
7. Investment portfolio analysis15 - 16
8. Allocation and grant receipts and expenditure17 - 19
9. Expenditure on councillor and board members allowances and employee benefits20-21
10. Capital programme performance 22 - 29
11. Material variances to the SDBIP30
12. Annexure A: Compliance with the conditions for Municipal Debt Relief.....30
13. Municipal Manager’s quality certification.....31

PART 1 – IN-YEAR REPORT

1. Mayor's Report

1.1 In-Year Report – Monthly Budget Statement

1.1.1 Implementation of the budget in accordance with the SDBIP

Details will be provided in the section 52 report of September 2024.

1.1.2 Financial problems or risks facing the municipality

The current financial position of the municipality remains under pressure. The Western Cape Provincial Government approved an intervention in Beaufort West Municipality in terms of section 139(5) of the Constitution. A mandatory Financial Recovery Plan (FRP) was approved and are now being implemented. Directors are urged to identify and promote effectiveness and efficiencies within their respective directorates and to keep their expenditure within the approved budget.

1.1.3 Other relevant information

This report contains the pre-audit figures relating to the 2023/24 financial year that was submitted to the Auditor General for audit purposes at the end of August 2024.

2. Resolutions

IN-YEAR REPORT 2024/2025

This is the report will be presented to Council at their next meeting:

RECOMMENDATION:

- a) That Council notes the monthly budget statement and any supporting documentation for September 2024;
- b) The non-compliance emanating from the municipality's debt relief self-assessment as well as the Provincial Treasury's independent assessment set-out in **Section 12 of Annexure A**;

- c) The remedial actions necessary and / or undertaken to improve the municipality's monthly compliance in terms of the Debt relief Conditions set-out in **Section 12.7 of Annexure A**; and
- d) The balance of the bulk Eskom and water accounts and the municipality's reconciliation of these accounts as set-out in **Section 12.6 of Annexure A**.

3. Executive Summary

3.1 Introduction

Section 71 of the MFMA states that the Accounting Officer of a Municipality must by no later than 10 working days after the end of each month submit to the mayor of the Municipality and the relevant Provincial Treasury in the prescribe format on the state of the Municipality's budget.

This report presents the current state of the budget implementation and reasons for variances and possible action to be taken.

3.2 Consolidated performance

3.2.1 Against annual budget

Total Revenue

The total revenue (excluding capital transfers and contributions) year-to-date accrued amounted to R 111,268 million at the end of September 2024. This was R 13,590 million or 11% below the year-to-date budget of R 124,857 million at the end of September 2024. The main reason for the overperformance in transfers and subsidies – operational was due to the first equitable share tranche that the municipality received during the month of July. Other revenue items are expected to increase as the year progress. Another revenue item that affected the performance of September was the fines, penalties and forfeits that were R 13,905 million or 76% below the year-to-date target R 18,297 million. This relate specifically to traffic fines and the iGRAP 1 treatment thereof.

The transfers and subsidies - capital (monetary allocations) year-to-date amounted to R 12,239 million at the end of September 2024. This was R 5,697 million above the year-to-date target of R 6,543 million at the end of September 2024. The main reason for the overperformance is due to the accelerated capital expenditure relating to the Municipal Infrastructure Grant (MIG). Transfers and subsidies - capital are expected to further increase once the capital budget gains momentum during financial year.

Refer to Table C4 for more detail on revenue by source.

Operating expenditure by type

The year to date total operational expenditure at the end of September 2024 amounted to R 107,283 million. This was R 5,067 million or 5% below year-to-date budget projections for September 2024.

Expenditure such as depreciation and amortization as well as debt impairment are only accounted for on a quarterly basis. The over expenditure on other expenditure is due to internal departmental consumption changes amounting to R 4,442 million as well as annual expenditure invoices that was raised in July. Although year-to-date expenditure is lower than expected at the end of September, expenditure is expected to increase as the financial year progress. The variance in debt impairment relate to traffic fines and the treatment of traffic fines in terms of iGRAP 1.

Refer to Table C4 for further details on expenditure by type.

Capital expenditure

Council approved a capital budget amounting to R 25,575 million for the 2024/2025 financial year. The capital expenditure for the month of September 2024 amounted to R 842 thousand. The year to date capital expenditure amounted to R 12,875 or 50% of the approved budget at the end of September 2024. The main reason for the high year to date expenditure is due to the accelerated capital expenditure relating to the Municipal Infrastructure Grant (MIG) projects. The capital budget is mostly funded from national grant allocations and as a result the expenditure is driven by the timing when the funding are received by the municipality. With supply chain process that are currently under way, expenditure is expected to further increase as the year progress.

Refer to Table C5 and SC12 for more detail on capital expenditure.

Cash flows

The municipality started the month of September with a positive net cash position of R 42,656.05 and an investment balance of R 31,163,838.91 million. The net cash position at the end of September 2024 amounted to R 2,492,904.99 positive as per bank statement and the investment balance amounted to R 25,694,836.58.

Refer to Table C7 for more detail on cash flows.

3.3 Material variances from SDBIP

Detailed / comments with be provided as part of the section 52 report of September 2024.

3.4 Remedial or corrective steps

- Revenue should be improved by fully implementing the adopted credit control and debt collection policies of the municipality as well as the revenue improvement initiatives outlined in the Financial Recovery Plan;
- Limit non-priority spending and implement stringent cost-containment measures;
- Reducing budget spent on cost of employment, specifically overtime and standby cost.

4. In-year budget statement tables

4.1 Monthly budget statements

4.1.1 Table C1 s71 Monthly Budget Statement Summary

WC053 Beaufort West - Table C1 Monthly Budget Statement Summary - M03 September									
Description	2023/24	Budget Year 2024/25							
	Audited Outcome	Original Budget	Adjusted Budget	Monthly actual	YearTD actual	YearTD budget	YTD variance	YTD variance %	Full Year Forecast
R thousands									
Financial Performance									
Property rates	46,614	55,152	–	4,087	12,432	13,788	(1,356)	-10%	55,152
Service charges	107,695	182,465	–	11,894	40,283	45,616	(5,333)	-12%	182,465
Investment revenue	2,684	2,221	–	758	856	555	301	54%	2,221
Transfers and subsidies - Operational	115,122	102,942	–	929	40,121	25,736	14,386	0	102,942
Other own revenue	134,252	156,649	–	5,768	17,575	39,162	(21,587)	-55%	–
Total Revenue (excluding capital transfers and contributions)	406,366	499,429	–	23,437	111,268	124,857	(13,590)	-11%	499,429
Employee costs	124,332	138,817	–	10,623	30,122	34,704	(4,582)	-13%	138,817
Remuneration of Councilors	6,018	7,133	–	528	1,598	1,783	(185)	-10%	7,133
Depreciation and amortisation	26,493	29,266	–	7,316	7,316	7,316	–	–	29,266
Interest	4,464	1,847	–	118	238	462	(223)	-48%	1,847
Inventory consumed and bulk purchases	107,283	130,821	–	14,258	29,599	32,705	(3,107)	-9%	130,821
Transfers and subsidies	–	–	–	–	–	–	–	–	–
Other expenditure	136,701	141,513	–	26,106	38,405	35,378	3,027	9%	141,513
Total Expenditure	405,290	449,398	–	58,949	107,279	112,350	(5,070)	-5%	449,398
Surplus/(Deficit)	1,076	50,031	–	(35,513)	3,988	12,508	(8,519)	-68%	50,031
Transfers and subsidies - capital (monetary allocations)	15,945	26,171	–	968	12,239	6,543	5,697	87%	26,171
Transfers and subsidies - capital (in-kind)	285	–	–	–	–	–	–	–	–
Surplus/(Deficit) after capital transfers & contributions	17,306	76,202	–	(34,544)	16,228	19,050	(2,823)	-15%	76,202
Share of surplus/ (deficit) of associates	–	–	–	–	–	–	–	–	–
Surplus/ (Deficit) for the year	17,306	76,202	–	(34,544)	16,228	19,050	(2,823)	-15%	76,202
Capital expenditure & funds sources									
Capital expenditure	15,307	25,575	–	11,244	12,033	4,263	7,770	182%	25,575
Capital transfers recognised	14,117	22,757	–	842	10,643	5,689	4,954	87%	22,757
Borrowing	–	–	–	–	–	–	–	–	–
Internally generated funds	1,190	2,818	–	–	2,232	704	1,528	217%	2,818
Total sources of capital funds	15,307	25,575	–	842	12,875	6,394	6,481	101%	25,575
Financial position									
Total current assets	84,297	202,574	–	–	135,976	–	–	–	202,574
Total non current assets	456,936	452,782	–	–	459,435	–	–	–	452,782
Total current liabilities	134,472	148,918	–	–	172,449	–	–	–	148,918
Total non current liabilities	81,256	86,953	–	–	81,256	–	–	–	86,953
Community wealth/Equity	325,505	419,485	–	–	341,706	–	–	–	419,485
Cash flows									
Net cash from (used) operating	18,228	62,645	–	(2,670)	23,266	15,661	(7,604)	-49%	62,645
Net cash from (used) investing	(16,016)	(25,575)	–	(744)	(12,755)	(6,394)	6,361	-99%	(25,575)
Net cash from (used) financing	(1,182)	(1,102)	–	13	31	(275)	(307)	111%	(1,102)
Cash/cash equivalents at the month/year end	15,890	55,906	–	(3,401)	28,718	28,930	212	1%	55,906
Debtors & creditors analysis									
	0-30 Days	31-60 Days	61-90 Days	91-120 Days	121-150 Dys	151-180 Dys	181 Dys-1 Yr	Over 1Yr	Total
Debtors Age Analysis									
Total By Income Source	23,813	5,312	4,436	4,971	3,981	3,439	3,685	164,988	214,624
Creditors Age Analysis									
Total Creditors	975	752	1,310	272	618	832	139	112,530	117,429

4.1.2 Table C2 Monthly Budget Statement - Financial Performance (standard classification)

This table reflects the operating budget (Financial Performance) in the standard classifications which are the Government Finance Statistics Functions and Sub-functions. These are used by National Treasury to assist the compilation of national and international accounts for comparison purposes, regardless of the unique organizational structures used by the different institutions.

The main functions are Governance and administration; Community and public safety; Economic and environmental services; and Trading services. It is for this reason that Financial Performance is reported in standard classification, Table C2, and by municipal vote, Table C3.

WC053 Beaufort West - Table C2 Monthly Budget Statement - Financial Performance (functional classification) - M03 September										
Description	Ref	2023/24			Budget Year 2024/25					
		Audited Outcome	Original Budget	Adjusted Budget	Monthly actual	YearTD actual	YearTD budget	YTD variance	YTD variance %	Full Year Forecast
R thousands	1									
Revenue - Functional										
<i>Governance and administration</i>		153,526	133,492	-	6,679	27,095	33,373	(6,278)	-19%	133,492
Executive and council		11,946	18,170	-	21	5,085	4,542	543	12%	18,170
Finance and administration		141,580	115,323	-	6,658	22,010	28,831	(6,821)	-24%	115,323
Internal audit		-	-	-	-	-	-	-	-	-
<i>Community and public safety</i>		40,048	91,729	-	2,903	8,621	22,032	(14,311)	-62%	91,729
Community and social services		8,495	9,820	-	698	1,985	2,455	(469)	-20%	9,820
Sport and recreation		2,530	5,612	-	968	2,683	1,403	1,180	84%	5,612
Public safety		27,952	74,770	-	1,236	4,073	18,692	(14,620)	-78%	74,770
Housing		1,071	1,527	-	-	-	382	(382)	-100%	1,527
Health		-	-	-	-	-	-	-	-	-
<i>Economic and environmental services</i>		6,066	1,411	-	109	302	353	(50)	-14%	1,411
Planning and development		1,859	1,411	-	109	302	353	(50)	-14%	1,411
Road transport		6,207	-	-	-	-	-	-	-	-
Environmental protection		-	-	-	-	-	-	-	-	-
<i>Trading services</i>		220,957	298,968	-	14,714	87,459	74,742	12,717	17%	298,968
Energy sources		126,566	162,952	-	10,806	41,916	40,713	1,203	3%	162,952
Water management		39,921	54,182	-	601	14,339	13,546	793	6%	54,182
Waste water management		32,556	43,353	-	2,068	12,564	10,638	1,726	16%	43,353
Waste management		24,895	38,581	-	1,240	18,670	9,645	9,024	94%	38,581
Other	4	-	-	-	-	-	-	-	-	-
Total Revenue - Functional	2	422,597	526,600	-	24,405	123,607	131,400	(7,893)	-6%	526,600
Expenditure - Functional										
<i>Governance and administration</i>		132,784	108,416	-	18,275	33,818	27,104	6,715	25%	108,416
Executive and council		18,676	22,910	-	2,480	7,987	5,727	2,260	39%	22,910
Finance and administration		112,805	84,056	-	13,685	25,542	21,014	4,528	22%	84,056
Internal audit		1,302	1,449	-	110	289	362	(73)	-20%	1,449
<i>Community and public safety</i>		64,104	102,144	-	4,698	10,912	25,536	(14,624)	-57%	102,144
Community and social services		12,868	13,163	-	1,164	2,651	3,291	(640)	-19%	13,163
Sport and recreation		9,544	9,527	-	775	1,977	2,382	(405)	-17%	9,527
Public safety		39,567	76,519	-	2,637	5,958	19,130	(13,172)	-69%	76,519
Housing		2,124	2,936	-	122	327	734	(407)	-55%	2,936
Health		-	-	-	-	-	-	-	-	-
<i>Economic and environmental services</i>		29,994	31,656	-	3,844	6,917	7,914	(997)	-13%	31,656
Planning and development		11,787	9,850	-	1,083	2,201	2,462	(261)	-11%	9,850
Road transport		16,207	21,807	-	2,761	4,716	5,452	(736)	-14%	21,807
Environmental protection		-	-	-	-	-	-	-	-	-
<i>Trading services</i>		178,409	207,183	-	34,138	55,636	61,796	3,841	7%	207,183
Energy sources		109,909	135,228	-	19,029	34,925	33,807	1,118	3%	135,228
Water management		30,861	37,062	-	6,433	9,163	9,265	(103)	-1%	37,062
Waste water management		19,550	16,697	-	5,078	6,246	4,174	2,071	50%	16,697
Waste management		18,089	18,196	-	3,596	5,303	4,549	754	17%	18,196
Other		-	-	-	-	-	-	-	-	-
Total Expenditure - Functional	3	405,290	449,398	-	55,953	107,283	112,350	(6,067)	-5%	449,398
Surplus/ (Deficit) for the year		17,306	76,202	-	(34,548)	16,224	19,050	(2,826)	-0.14837	76,202

4.1.3 Table C3 Monthly Budget Statement - Financial Performance (revenue and expenditure by municipal vote)

The operating expenditure budget is approved by Council on the municipal vote level. The municipal votes reflect the organizational structure of the municipality which is made up of the following directorates: Municipal Manager; Corporate Services; Financial Services; Infrastructure Services and Community Services.

WC053 Beaufort West - Table C3 Monthly Budget Statement - Financial Performance (revenue and expenditure by municipal vote) - M03 September										
Vote Description	Ref	2023/24	Budget Year 2024/25							
		Audited Outcome	Original Budget	Adjusted Budget	Monthly actual	YearTD actual	YearTD budget	YTD variance	YTD variance %	Full Year Forecast
R thousands										
Revenue by Vote	1									
Vote 1 - MUNICIPAL MANAGER		8,725	9,073	-	16	3,736	2,268	1,468	64.7%	9,073
Vote 2 - DIRECTORATE: INFRASTRUCTURE SERVICES		204,212	262,795	-	13,583	69,121	65,699	3,423	5.2%	262,795
Vote 3 - DIRECTORATE: ELECTRO-TECHNICAL SERVICES		-	-	-	-	-	-	-	-	-
Vote 4 - DIRECTORATE: CORPORATE SERVICES		14,499	19,144	-	693	3,495	4,786	(1,291)	-27.0%	19,144
Vote 5 - DIRECTORATE: FINANCIAL SERVICES		127,205	102,362	-	6,649	17,098	25,590	(8,492)	-33.2%	102,362
Vote 6 - DIRECTORATE: COMMUNITY SERVICES		67,957	132,225	-	3,463	30,056	33,056	(3,000)	-9.1%	132,225
Vote 7 - COMMUNITY & SOCIAL SERVICES		-	-	-	-	-	-	-	-	-
Total Revenue by Vote	2	422,597	525,600	-	24,405	123,507	131,400	(7,893)	-6.0%	525,600
Expenditure by Vote	1									
Vote 1 - MUNICIPAL MANAGER		8,335	7,544	-	1,856	5,850	1,886	3,964	210.2%	7,544
Vote 2 - DIRECTORATE: INFRASTRUCTURE SERVICES		232,888	230,051	-	35,290	59,036	57,513	1,524	2.6%	230,051
Vote 3 - DIRECTORATE: ELECTRO-TECHNICAL SERVICES		-	-	-	-	-	-	-	-	-
Vote 4 - DIRECTORATE: CORPORATE SERVICES		43,412	49,555	-	2,955	9,535	12,389	(2,853)	-23.0%	49,555
Vote 5 - DIRECTORATE: FINANCIAL SERVICES		42,989	48,007	-	10,884	17,659	12,002	5,657	47.1%	48,007
Vote 6 - DIRECTORATE: COMMUNITY SERVICES		77,666	114,241	-	7,968	15,202	28,560	(13,358)	-46.8%	114,241
Vote 7 - COMMUNITY & SOCIAL SERVICES		-	-	-	-	-	-	-	-	-
Total Expenditure by Vote	2	405,290	449,398	-	58,953	107,283	112,350	(5,067)	-4.5%	449,398
Surplus/ (Deficit) for the year	2	17,306	76,202	-	(34,548)	16,224	19,050	(2,826)	-14.8%	76,202

4.1.4 Table C4 Monthly Budget Statement - Financial Performance (revenue and expenditure)

WC053 Beaufort West - Table C4 Monthly Budget Statement - Financial Performance (revenue and expenditure) - M03 September										
Description	Ref	2023/24	Budget Year 2024/25							
		Audited Outcome	Original Budget	Adjusted Budget	Monthly actual	YearTD actual	YearTD budget	YTD variance	YTD variance %	Full Year Forecast
R thousands										
Revenue										
Exchange Revenue										
Service charges - Electricity		66,275	120,473	-	8,681	29,310	30,118	(808)	-3%	120,473
Service charges - Water		10,977	20,853	-	434	2,410	5,213	(2,803)	-54%	20,853
Service charges - Waste Water Management		19,654	24,740	-	1,792	5,507	6,185	(678)	-11%	24,740
Service charges - Waste management		10,788	16,399	-	987	3,056	4,100	(1,044)	-25%	16,399
Sale of Goods and Rendering of Services		675	942	-	38	137	236	(98)	-42%	942
Agency services		1,356	1,766	-	121	347	442	(95)	-22%	1,766
Interest		-	-	-	-	-	-	-	-	-
Interest earned from Receivables		9,075	11,992	-	740	2,344	2,998	(654)	-22%	11,992
Interest from Current and Non Current Assets		2,684	2,221	-	758	858	555	301	54%	2,221
Dividends		-	-	-	-	-	-	-	-	-
Rent on Land		-	-	-	-	-	-	-	-	-
Rental from Fixed Assets		1,715	2,022	-	125	415	506	(90)	-18%	2,022
Licence and permits		219	316	-	19	52	79	(27)	-35%	316
Operational Revenue		2,437	1,351	-	134	422	338	85	25%	1,351
Non-Exchange Revenue										
Property rates		46,614	55,152	-	4,087	12,432	13,788	(1,356)	-10%	55,152
Surcharges and Taxes		-	-	-	-	-	-	-	-	-
Fines, penalties and forfeits		75,692	73,189	-	1,319	4,393	18,297	(13,905)	-76%	73,189
Licence and permits		170	203	-	15	46	51	(5)	-10%	203
Transfers and subsidies - Operational		115,122	102,942	-	929	40,121	25,736	14,386	56%	102,942
Interest		3,211	3,449	-	221	674	862	(188)	-22%	3,449
Fuel Levy		-	-	-	-	-	-	-	-	-
Operational Revenue		39,467	35,832	-	3,036	8,745	8,958	(213)	-2%	35,832
Gains on disposal of Assets		-	-	-	-	-	-	-	-	-
Other Gains		234	25,587	-	-	-	6,397	(6,397)	-100%	25,587
Discontinued Operations										
Total Revenue (excluding capital transfers and contributions)		406,366	499,429	-	23,437	111,268	124,857	(13,590)	-11%	499,429
Expenditure By Type										
Employee related costs		124,332	138,817	-	10,623	30,122	34,704	(4,582)	-13%	138,817
Remuneration of councillors		6,018	7,133	-	528	1,599	1,783	(185)	-10%	7,133
Bulk purchases - electricity		90,529	105,318	-	12,845	26,749	26,330	419	2%	105,318
Inventory consumed		16,754	25,503	-	1,412	2,850	6,376	(3,526)	-55%	25,503
Debt impairment		23,055	75,382	-	19,278	19,278	18,846	433	2%	75,382
Depreciation and amortisation		26,493	29,266	-	7,316	7,316	7,316	-	-	29,266
Interest		4,464	1,847	-	118	238	462	(223)	-48%	1,847
Contracted services		26,247	27,528	-	2,705	6,270	6,882	(612)	-9%	27,528
Transfers and subsidies		-	-	-	-	-	-	-	-	-
Irrecoverable debts written off		52,235	-	-	-	-	-	-	-	-
Operational costs		32,888	38,604	-	4,127	12,861	9,651	3,210	33%	38,604
Losses on Disposal of Assets		1,317	-	-	-	-	-	-	-	-
Other Losses		959	-	-	-	-	-	-	-	-
Total Expenditure		405,290	449,398	-	58,953	107,283	112,350	(5,067)	-5%	449,398
Surplus/(Deficit)										
Transfers and subsidies - capital (monetary allocations)		15,945	26,171	-	968	12,239	6,543	5,697	0	26,171
Transfers and subsidies - capital (in-kind)		285	-	-	-	-	-	-	-	-
Surplus/(Deficit) after capital transfers & contributions		17,306	76,202	-	(34,548)	16,224	19,050	(2,826)	(0)	76,202
Income Tax		-	-	-	-	-	-	-	-	-
Surplus/(Deficit) after income tax		17,306	76,202	-	(34,548)	16,224	19,050	(2,826)	(0)	76,202
Share of Surplus/Deficit attributable to Joint Venture		-	-	-	-	-	-	-	-	-
Share of Surplus/Deficit attributable to Minorities		-	-	-	-	-	-	-	-	-
Surplus/(Deficit) attributable to municipality		17,306	76,202	-	(34,548)	16,224	19,050	(2,826)	(0)	76,202
Share of Surplus/Deficit attributable to Associates		-	-	-	-	-	-	-	-	-
Intra-company/Parent subsidiary transactions		-	-	-	-	-	-	-	-	-
Surplus/ (Deficit) for the year		17,306	76,202	-	(34,548)	16,224	19,050	(2,826)	(0)	76,202

4.1.5 Table C5 Monthly Budget Statement - Capital Expenditure (municipal vote, standard classification and funding)

WC053 Beaufort West - Table C5 Monthly Budget Statement - Capital Expenditure (municipal vote, functional classification and funding) - M03 September										
Vote Description	Ref	2023/24		Budget Year 2024/25						
		Audited Outcome	Original Budget	Adjusted Budget	Monthly actual	YearTD actual	YearTD budget	YTD variance	YTD variance %	Full Year Forecast
R thousands	1									
Multi-Year expenditure appropriation	2									
Vote 1 - MUNICIPAL MANAGER		-	-	-	-	-	-	-	-	-
Vote 2 - DIRECTORATE: INFRASTRUCTURE SERVICES		5,867	6,480	-	-	-	1,620	(1,620)	-100%	6,480
Vote 3 - DIRECTORATE: ELECTRO-TECHNICAL SERVICES		-	-	-	-	-	-	-	-	-
Vote 4 - DIRECTORATE: CORPORATE SERVICES		-	-	-	-	-	-	-	-	-
Vote 5 - DIRECTORATE: FINANCIAL SERVICES		-	-	-	-	-	-	-	-	-
Vote 6 - DIRECTORATE: COMMUNITY SERVICES		6,663	4,666	-	842	2,246	1,167	1,080	93%	4,666
Vote 7 - COMMUNITY & SOCIAL SERVICES		-	-	-	-	-	-	-	-	-
Total Capital Multi-year expenditure	4,7	12,530	11,146	-	842	2,246	2,787	(540)	-19%	11,146
Single Year expenditure appropriation	2									
Vote 1 - MUNICIPAL MANAGER		-	-	-	-	-	-	-	-	-
Vote 2 - DIRECTORATE: INFRASTRUCTURE SERVICES		1,694	2,174	-	-	-	543	(543)	-100%	2,174
Vote 3 - DIRECTORATE: ELECTRO-TECHNICAL SERVICES		-	-	-	-	-	-	-	-	-
Vote 4 - DIRECTORATE: CORPORATE SERVICES		710	1,804	-	-	-	451	(451)	-100%	1,804
Vote 5 - DIRECTORATE: FINANCIAL SERVICES		13	-	-	-	-	-	-	-	-
Vote 6 - DIRECTORATE: COMMUNITY SERVICES		361	10,451	-	-	10,629	2,613	8,016	307%	10,451
Vote 7 - COMMUNITY & SOCIAL SERVICES		-	-	-	-	-	-	-	-	-
Total Capital single-year expenditure	4	2,778	14,429	-	-	10,629	3,607	7,022	185%	14,429
Total Capital Expenditure		15,307	25,575	-	842	12,875	6,394	6,481	101%	25,575
Capital Expenditure - Functional Classification										
Governance and administration		985	500	-	-	-	125	(125)	-100%	500
Executive and council		-	-	-	-	-	-	-	-	-
Finance and administration		985	500	-	-	-	125	(125)	-100%	500
Internal audit		-	-	-	-	-	-	-	-	-
Community and public safety		2,473	5,971	-	842	2,246	1,493	753	50%	5,971
Community and social services		35	1,304	-	-	-	326	(326)	-100%	1,304
Sport and recreation		2,438	4,666	-	842	2,246	1,167	1,080	93%	4,666
Public safety		-	-	-	-	-	-	-	-	-
Housing		-	-	-	-	-	-	-	-	-
Health		-	-	-	-	-	-	-	-	-
Economic and environmental services		5,757	-	-	-	-	-	-	-	-
Planning and development		151	-	-	-	-	-	-	-	-
Road transport		5,606	-	-	-	-	-	-	-	-
Environmental protection		-	-	-	-	-	-	-	-	-
Trading services		6,092	19,104	-	-	10,629	4,776	5,853	123%	19,104
Energy sources		16	6,480	-	-	-	1,620	(1,620)	-100%	6,480
Water management		1,056	2,174	-	-	-	543	(543)	-100%	2,174
Waste water management		435	-	-	-	-	-	-	-	-
Waste management		4,586	10,451	-	-	10,629	2,613	8,016	307%	10,451
Other		-	-	-	-	-	-	-	-	-
Total Capital Expenditure - Functional Classification	3	15,307	25,575	-	842	12,875	6,394	6,481	101%	25,575
Funded by:										
National Government		12,116	19,279	-	842	10,643	4,820	5,823	121%	19,279
Provincial Government		1,753	3,478	-	-	-	870	(870)	-100%	3,478
District Municipality Transfers and subsidies - capital (monetary allocations) (Nat/ Prov Deparm Agencies, Households, Non-profit Institutions, Private Enterprises, Public Corporations, Higher Educ Institutions)		248	-	-	-	-	-	-	-	-
Transfers recognised - capital		14,117	22,757	-	842	10,643	5,689	4,954	87%	22,757
Borrowing	6	-	-	-	-	-	-	-	-	-
Internally generated funds		1,190	2,818	-	-	2,232	704	1,528	217%	2,818
Total Capital Funding		15,307	25,575	-	842	12,875	6,394	6,481	101%	25,575

4.1.6 Table C6 Monthly Budget Statement - Financial Position

WC053 Beaufort West - Table C6 Monthly Budget Statement - Financial Position - M03 September						
Description	Ref	2023/24	Budget Year 2024/25			
		Audited Outcome	Original Budget	Adjusted Budget	YearTD actual	Full Year Forecast
R thousands	1					
ASSETS						
Current assets						
Cash and cash equivalents		15,890	55,906	–	30,736	55,906
Trade and other receivables from exchange transactions		24,700	14,932	–	14,113	14,932
Receivables from non-exchange transactions		33,531	62,436	–	26,479	62,436
Current portion of non-current receivables		186	1,154	–	1,599	1,154
Inventory		3,058	4,491	–	3,787	4,491
VAT		5,332	54,150	–	49,141	54,150
Other current assets		1,599	9,505	–	10,121	9,505
Total current assets		84,297	202,574	–	135,976	202,574
Non current assets						
Investments		–	–	–	(2,319)	–
Investment property		5,963	5,739	–	5,907	5,739
Property, plant and equipment		445,959	439,474	–	451,576	439,474
Biological assets		–	–	–	–	–
Living and non-living resources		–	–	–	–	–
Heritage assets		3,340	3,340	–	3,340	3,340
Intangible assets		1,362	1,705	–	1,360	1,705
Trade and other receivables from exchange transactions		229	2,030	–	(511)	2,030
Non-current receivables from non-exchange transactions		83	495	–	83	495
Other non-current assets		–	–	–	–	–
Total non current assets		456,936	452,782	–	459,435	452,782
TOTAL ASSETS		541,233	655,357	–	595,411	655,357
LIABILITIES						
Current liabilities						
Bank overdraft		–	–	–	–	–
Financial liabilities		1,181	1,084	–	1,181	1,084
Consumer deposits		2,682	2,490	–	2,693	2,490
Trade and other payables from exchange transactions		75,879	83,552	–	58,834	83,552
Trade and other payables from non-exchange transactions		(4,011)	1	–	51,219	1
Provision		15,172	15,136	–	14,399	15,136
VAT		43,568	46,655	–	44,123	46,655
Other current liabilities		–	–	–	–	–
Total current liabilities		134,472	148,918	–	172,449	148,918
Non current liabilities						
Financial liabilities		3,741	2,558	–	3,741	2,558
Provision		21,300	22,735	–	26,264	22,735
Long term portion of trade payables		22,470	36,085	–	22,470	36,085
Other non-current liabilities		33,744	25,575	–	28,780	25,575
Total non current liabilities		81,256	86,953	–	81,256	86,953
TOTAL LIABILITIES		215,728	235,872	–	253,705	235,872
NET ASSETS	2	325,505	419,485	–	341,706	419,485
COMMUNITY WEALTH/EQUITY						
Accumulated surplus/(deficit)		321,401	415,381	–	337,602	415,381
Reserves and funds		4,104	4,104	–	4,104	4,104
Other		–	–	–	–	–
TOTAL COMMUNITY WEALTH/EQUITY	2	325,505	419,485	–	341,706	419,485

4.1.7 Table C7 Monthly Budget Statement - Cash Flow

WC053 Beaufort West - Table C7 Monthly Budget Statement - Cash Flow - M03 September										
Description	Ref	2023/24	Budget Year 2024/25							
		Audited Outcome	Original Budget	Adjusted Budget	Monthly actual	YearTD actual	YearTD budget	YTD variance	YTD variance %	Full Year Forecast
R thousands										
1										
CASH FLOW FROM OPERATING ACTIVITIES										
Receipts										
Property rates		60,489	52,741	-	3,948	9,187	13,185	(3,999)	-30%	52,741
Service charges		124,247	210,414	-	13,056	39,830	52,604	(12,773)	-24%	210,414
Other revenue		22,183	17,912	-	11,610	16,295	4,478	11,817	264%	17,912
Transfers and Subsidies - Operational		101,214	102,942	-	226	44,611	25,736	18,876	73%	102,942
Transfers and Subsidies - Capital		16,124	26,171	-	2,500	18,692	6,543	12,149	186%	26,171
Interest		14,970	2,221	-	-	190	555	(365)	-66%	2,221
Dividends		-	-	-	-	-	-	-	-	-
Payments										
Suppliers and employees		(315,544)	(347,909)	-	(33,893)	(105,416)	(86,977)	18,439	-21%	(347,909)
Interest		(1,796)	(1,847)	-	(117)	(122)	(462)	(339)	74%	(1,847)
Transfers and Subsidies		(3,659)	-	-	-	-	-	-	-	-
NET CASH FROM/(USED) OPERATING ACTIVITIES		18,228	62,645	-	(2,670)	23,266	15,661	(7,604)	-49%	62,645
CASH FLOWS FROM INVESTING ACTIVITIES										
Receipts										
Proceeds on disposal of PPE		-	-	-	-	-	-	-	-	-
Decrease (increase) in non-current receivables		-	-	-	-	-	-	-	-	-
Decrease (increase) in non-current investments		-	-	-	-	-	-	-	-	-
Payments										
Capital assets		(16,016)	(25,575)	-	(744)	(12,755)	(6,394)	6,361	-99%	(25,575)
NET CASH FROM/(USED) INVESTING ACTIVITIES		(16,016)	(25,575)	-	(744)	(12,755)	(6,394)	6,361	-99%	(25,575)
CASH FLOWS FROM FINANCING ACTIVITIES										
Receipts										
Short term loans		-	-	-	-	-	-	-	-	-
Borrowing long term/financing		-	-	-	-	-	-	-	-	-
Increase (decrease) in consumer deposits		-	-	-	13	31	-	31	#DIV/0!	-
Payments										
Repayment of borrowing		(1,182)	(1,102)	-	-	-	(275)	(275)	100%	(1,102)
NET CASH FROM/(USED) FINANCING ACTIVITIES		(1,182)	(1,102)	-	13	31	(275)	(307)	111%	(1,102)
NET INCREASE/ (DECREASE) IN CASH HELD		1,030	35,968	-	(3,401)	10,542	8,992			35,968
Cash/cash equivalents at beginning:		14,860	19,938	-	-	18,176	19,938			19,938
Cash/cash equivalents at month/year end:		15,890	55,906	-	(3,401)	28,718	28,930			55,906

The table below indicate the bank statement and investment balances movement for September 2024.

Bank and Investment Balances Movement - September 2024							
	Opening Balance	Revenue	Expenditure	Investment Deposits	Interest Earned	Investment Withdrawals	Closing Balance
Nedbank Account	- 100,409.24	40,491,206.92	- 38,254,996.35	-	-	-	2,135,801.33
ABSA Account	143,065.29	2,842,254.99	- 2,628,216.62	-	-	-	357,103.66
Investment Balances	31,163,838.91	-	-	2,726,000.00	707,928.23	- 8,902,930.56	25,694,836.58
Balance	31,206,494.96	43,333,461.91	- 40,883,212.97	2,726,000.00	707,928.23	- 8,902,930.56	28,187,741.57

Table C7 includes the balance of the Cashbook and Current Investment Deposits.

PART 2 – SUPPORTING DOCUMENTATION

5. Debtors' analysis

5.1 Supporting Table SC3

Debtors' age analysis

WC053 Beaufort West - Supporting Table SC3 Monthly Budget Statement - aged debtors - M03 September												
Description	NT Code	Budget Year 2024/25									Total	Total over 90 days
		0-30 Days	31-60 Days	61-90 Days	91-120 Days	121-150 Dys	151-180 Dys	181 Dys-1 Yr	Over 1Yr			
R thousands												
Debtors Age Analysis By Income Source												
Trade and Other Receivables from Exchange Transactions - Water	1200	4,176	1,288	738	1,210	1,223	847	934	23,008	33,422	27,221	
Trade and Other Receivables from Exchange Transactions - Electricity	1300	7,799	582	1,089	293	289	283	482	3,961	14,759	5,288	
Receivables from Non-exchange Transactions - Property Rates	1400	5,888	1,518	939	1,035	794	752	726	38,436	50,988	41,743	
Receivables from Exchange Transactions - Waste Water Management	1500	3,493	1,100	949	1,479	898	880	881	37,868	47,526	41,984	
Receivables from Exchange Transactions - Waste Management	1600	1,971	837	585	833	582	565	558	23,361	29,080	25,887	
Receivables from Exchange Transactions - Property Rental Debtors	1700	3	1	1	1	1	1	1	53	82	58	
Interest on Arrear Debtor Accounts	1810	-	-	-	-	-	-	-	1,058	1,058	1,058	
Recoverable unauthorised, irregular, fruitless and wasteful expenditure	1820	-	-	-	-	-	-	-	-	-	-	
Other	1900	504	185	134	120	198	131	125	37,256	38,650	37,828	
Total By Income Source	2000	23,813	5,312	4,436	4,971	3,981	3,439	3,685	184,988	214,624	181,064	
2022/23 - totals only												
Debtors Age Analysis By Customer Group												
Organs of State	2200	3,653	523	561	348	264	273	200	9,479	15,301	10,564	
Commercial	2300	5,034	768	592	336	362	368	577	18,038	28,077	19,682	
Households	2400	14,566	3,929	3,229	4,204	3,248	2,731	2,846	135,081	189,814	148,080	
Other	2500	566	90	55	82	107	67	61	2,409	3,432	2,728	
Total By Customer Group	2600	23,813	5,312	4,436	4,971	3,981	3,439	3,685	184,988	214,624	181,064	

6. Creditors analysis

6.1 Supporting Table SC4

Creditors' age analysis

WC053 Beaufort West - Supporting Table SC4 Monthly Budget Statement - aged creditors - M03 September										
Description	NT Code	Budget Year 2024/25								
		0 - 30 Days	31 - 60 Days	61 - 90 Days	91 - 120 Days	121 - 150 Days	151 - 180 Days	181 Days - 1 Year	Over 1 Year	Total
R thousands										
Creditors Age Analysis By Customer Type										
Bulk Electricity	0100	395	98	-	-	-	-	1	75,076	75,570
Bulk Water	0200	-	-	-	-	-	-	-	10,439	10,439
PAYE deductions	0300	-	-	-	-	-	-	-	-	-
VAT (output less input)	0400	-	-	-	-	-	-	-	-	-
Pensions / Retirement deductions	0500	-	-	-	-	-	-	-	-	-
Loan repayments	0600	-	-	-	-	-	-	-	-	-
Trade Creditors	0700	474	97	1,194	159	499	716	15	18,384	19,538
Auditor General	0800	106	556	116	114	119	116	123	10,631	11,881
Other	0900	-	-	-	-	-	-	-	0	0
Medical Aid deductions										
Total By Customer Type	1000	975	752	1,310	272	618	832	139	112,530	117,429

7. Investment portfolio analysis

7.1 Supporting Table SC5

WC053 Beaufort West - Supporting Table SC5 Monthly Budget Statement - investment portfolio - M03 September					
Investments by maturity Name of institution & Investment ID	Opening balance	Interest to be realised	Partial / Premature Withdrawal (4)	Investment Top Up	Closing Balance
R thousands					
Municipality					
Standard Bank	2,566	85	-	-	2,651
ABSA Bank	26,398	578	(8,903)	2,726	20,800
Nedbank	903	19	-	-	921
Inveslec	1,297	26	-	-	1,323
					-
					-
Municipality sub-total	31,164	708	(8,903)	2,726	25,695
Entities					
					-
					-
Entities sub-total	-	-	-	-	-
TOTAL INVESTMENTS AND INTEREST	31,164	708	(8,903)	2,726	25,695

The total investment balance of the Municipality at the end of September 2024 amounted to R 25,695 million. The municipality invested an amount of R 2,726 million during the month of September and made a withdrawal of R 8,903 million over the same period.

The investment deposit of R 2,276 million related to the follow grants that were received from the Department of Local Government:

- Community Development Workers (CDW) Operational Support Grant – R 226,000 and
- Municipal Water Resilience Grant – R 2,500,000.

The investment withdrawal of R 8,902,330.56 related to:

- Equitable Share – R 7 million;
- Municipal Infrastructure Grant (MIG) – R 855,563.79 ;
- Retention fees – R 515,941.23 ;
- Library Service - Replacement Funding – R 530,825.54

Interest earned on investments are capitalized on a quarterly basis by the municipality.

Durning the 1st quarter (July to September) of the 2024/25 financial year the municipality earned interest of R 707,928.23.

Included in the balance of R 25,694,836.58 is the unspent conditional grants amounting to R 13,241,448.88 that are cash backed on investment.

8. Allocation and grant receipts and expenditure

8.1 Supporting Table SC6 – Grant receipts

WC053 Beaufort West - Supporting Table SC6 Monthly Budget Statement - transfers and grant receipts - M03 September										
Description	Ref	Budget Year 2024/25								
		2023/24 Audited Outcome	Original Budget	Adjusted Budget	Monthly actual	YearTD actual	YearTD budget	YTD variance	YTD variance %	Full Year Forecast
R thousands										
RECEIPTS:										
Operating Transfers and Grants										
National Government:		87,870	92,857	-	-	39,973	23,214	16,759	72.2%	92,857
Equitable share		83,574	88,849	-	-	37,020	22,212	14,808	66.7%	88,849
Municipal Infrastructure Grant (MIG)		739	782	-	-	646	196	451	230.6%	782
Local Government Financial Management Grant (FMG)		2,185	2,000	-	-	2,000	500	1,500	300.0%	2,000
Expanded Public Works Programme Integrated Grant (EPWIP)		1,372	1,226	-	-	307	307	1	0.2%	1,226
Other transfers and grants [insert description]		-	-	-	-	-	-	-	-	-
Provincial Government:		10,815	9,413	-	226	4,680	2,353	2,327	98.9%	9,413
Provincial Treasury -Western Cape Financial Management Capacity Building Grant		-	600	-	-	600	150	450	300.0%	600
Provincial Treasury : Western Cape Municipal Financial Recovery Services Grant		1,000	-	-	-	-	-	-	-	-
Department of Infrastructure - Title Deeds Restoration Grant		-	90	-	-	-	23	(23)	-100.0%	90
Department of Infrastructure - Human Settlements Development Grant (Beneficiaries)		1,071	1,437	-	-	-	359	(359)	-100.0%	1,437
Department Cultural Affairs & Sport Replacement Funding for most vulnerable B3 Municipalities		7,118	7,060	-	-	3,854	1,765	2,089	118.4%	7,060
Department of Local Government - Community Development Workers (CDW) Operational Support Grant	4	226	226	-	226	226	57	170	300.0%	226
Department of Local Government - Western Cape Municipal Interventions Grant		800	-	-	-	-	-	-	-	-
Department of Local Government - Municipal Energy Resilience Grant		600	-	-	-	-	-	-	-	-
Other transfers and grants [insert description]		-	-	-	-	-	-	-	-	-
District Municipality:		86	-	-	-	100	-	100	#DIV/0!	-
Central Karoo District Municipality		86	-	-	-	100	-	100	#DIV/0!	-
Other grant providers:		2,443	672	-	-	403	168	235	139.9%	672
Chemical Industries Education & Training Authority		2,128	672	-	-	396	168	228	135.7%	672
Local Government Sector Education and Training Authority		315	-	-	-	7	-	7	#DIV/0!	-
Total Operating Transfers and Grants	5	101,214	102,942	-	226	45,156	25,736	19,421	75.5%	102,942
Capital Transfers and Grants										
National Government:		14,050	22,171	-	-	15,582	5,543	10,049	181.3%	22,171
Municipal Infrastructure Grant (MIG)		14,050	14,861	-	-	12,282	3,715	8,566	230.6%	14,861
Integrated National Electrification Programme (Municipal) Grant		-	7,310	-	-	3,310	1,828	1,483	81.1%	7,310
Other capital transfers [insert description]		-	-	-	-	-	-	-	-	-
Provincial Government:		2,075	4,000	-	2,500	2,500	1,000	1,500	150.0%	4,000
Department Cultural Affairs & Sport-Community Library Services Grant		-	1,500	-	-	-	375	(375)	-100.0%	1,500
Department of Local Government - Municipal Water Resilience Grant		-	2,500	-	2,500	2,500	625	1,875	300.0%	2,500
Department of Local Government - Western Cape Municipal Interventions Grant		835	-	-	-	-	-	-	-	-
Department of Local Government - Municipal Water Resilience Grant		1,200	-	-	-	-	-	-	-	-
Department Cultural Affairs & Sport- Replacement Funding for most vulnerable B3 Municipalities		40	-	-	-	-	-	-	-	-
District Municipality:		-	-	-	-	-	-	-	-	-
Other capital transfers [insert description]		-	-	-	-	-	-	-	-	-
Other grant providers:		-	-	-	-	-	-	-	-	-
Other capital transfers [insert description]		-	-	-	-	-	-	-	-	-
Total Capital Transfers and Grants	5	16,124	26,171	-	2,500	18,092	6,543	11,549	176.5%	26,171
TOTAL RECEIPTS OF TRANSFERS & GRANTS	5	117,338	129,113	-	2,726	63,248	32,279	30,970	95.9%	129,113

8.2 Supporting Table SC7 (1) – Grant expenditure

WC053 Beaufort West - Supporting Table SC7(1) Monthly Budget Statement - transfers and grant expenditure - 03 September										
Description	Ref	2023/24		Budget Year 2024/25						
		Audited Outcome	Original Budget	Adjusted Budget	Monthly actual	YearTD actual	YearTD budget	YTD variance	YTD variance %	Full Year Forecast
R thousands										
EXPENDITURE										
Operating expenditure of Transfers and Grants										
National Government:		87,796	92,857	-	345	39,384	23,214	15,170	65.3%	92,857
Equitable share		83,574	88,849	-	-	37,020	22,212	14,808	68.7%	88,849
Municipal Infrastructure Grant (MIG)		728	782	-	67	192	196	(3)	-1.6%	782
Local Government Financial Management Grant (FMG)		2,185	2,000	-	158	840	500	340	68.1%	2,000
Expended Public Works Programme Integrated Grant (EPWP)		1,309	1,226	-	120	332	307	25	8.3%	1,226
Other transfers and grants [insert description]		-	-	-	-	-	-	-	-	-
Provincial Government:		9,619	9,413	-	575	1,515	2,353	(838)	-35.6%	9,413
Provincial Treasury -Western Cape Financial Management Capacity Building Grant		-	800	-	-	-	150	(150)	-100.0%	800
Provincial Treasury : Western Cape Municipal Financial Recovery Services Grant		200	-	-	-	-	-	-	-	-
Department of Infrastructure - Title Deeds Restoration Grant		-	90	-	-	-	23	(23)	-100.0%	90
Department of Infrastructure - Human Settlements Development Grant (Beneficiaries)		1,071	1,437	-	-	-	358	(358)	-100.0%	1,437
Department Cultural Affairs & Sport- Replacement Funding for most vulnerable B3 Municipalities		6,743	7,060	-	569	1,465	1,766	(300)	-17.0%	7,060
Department of Local Government -Community Development Workers (CDW) Operational Support Grant		218	226	-	16	50	57	(6)	-11.4%	226
Department of Local Government - Western Cape Municipal Interventions Grant		787	-	-	-	-	-	-	-	-
Department of Local Government - Municipal Energy Resilience Grant		600	-	-	-	-	-	-	-	-
Other transfers and grants [insert description]		-	-	-	-	-	-	-	-	-
District Municipality:		76	-	-	8	17	-	17	#DIV/0!	-
Central Karoo District Municipality		76	-	-	8	17	-	17	#DIV/0!	-
Other grant providers:		2,577	672	-	-	205	168	37	22.0%	672
Chemical Industries Education & Training Authority		2,179	672	-	-	198	168	30	17.9%	672
Local Government Sector Education and Training Authority		315	-	-	-	7	-	7	#DIV/0!	-
Services SETA		83	-	-	-	-	-	-	-	-
Total operating expenditure of Transfers and Grants:		100,068	102,942	-	929	40,121	25,736	14,386	55.9%	102,942
Capital expenditure of Transfers and Grants										
National Government:		13,929	22,171	-	968	12,239	5,543	6,697	120.8%	22,171
Municipal Infrastructure Grant (MIG)		13,929	14,861	-	968	12,239	3,715	8,524	229.4%	14,861
Integrated National Electrification Programme (Municipal) Grant		-	7,310	-	-	-	1,828	(1,828)	-100.0%	7,310
Other capital transfers [insert description]		-	-	-	-	-	-	-	-	-
Provincial Government:		2,016	4,000	-	-	-	1,000	(1,000)	-100.0%	4,000
Department Cultural Affairs & Sport-Community Library Services Grant		-	1,500	-	-	-	375	(375)	-100.0%	1,500
Department Cultural Affairs & Sport- Replacement Funding for most vulnerable B3 Municipalities		40	-	-	-	-	-	-	-	-
Department of Local Government -Municipal Water Resilience Grant		1,200	2,500	-	-	-	625	(625)	-100.0%	2,500
Department of Local Government - Western Cape Municipal Interventions Grant		777	-	-	-	-	-	-	-	-
Other capital transfers [insert description]		-	-	-	-	-	-	-	-	-
District Municipality:		-	-	-	-	-	-	-	-	-
Other capital transfers [insert description]		-	-	-	-	-	-	-	-	-
Other grant providers:		285	-	-	-	-	-	-	-	-
Services SETA		285	-	-	-	-	-	-	-	-
Total capital expenditure of Transfers and Grants		16,230	26,171	-	968	12,239	6,543	5,697	87.1%	26,171
TOTAL EXPENDITURE OF TRANSFERS AND GRANTS		116,299	129,113	-	1,897	52,361	32,278	20,082	62.2%	129,113

The table below provide a summary of the movements on the conditional grants from July to September 2024

Summary of Unspent Conditional Grants - July till September 2024	
Conditional Grants - Opening Balance 1 July 2024	2,354,143.00
Grants Received During July 2024	46,925,000.00
Less : Grant Expenditure During July 2024	- 38,599,223.72
Closing Balance - 31 July 2024	10,679,919.28
Grants Received During August 2024	13,597,012.00
Less : Grant Expenditure During August 2024	- 11,864,404.00
Closing Balance - 31 August 2024	12,412,527.28
Grants Received During September 2024	2,726,000.00
Less : Grant Expenditure During September 2024	- 1,897,078.40
Closing Balance - 30 September 2024	13,241,448.88

The unspent conditional grant balance at the end of September 2024 amounted to R 13,241,448.88.

All unspent conditional grants were cash backed and on investment as at the end of September 2024.

9. Expenditure on councillor and board members allowances and employee benefits

9.1 Supporting Table SC8

WC053 Beaufort West - Supporting Table SC8 Monthly Budget Statement - councillor and staff benefits - M03 September										
Summary of Employee and Councillor remuneration	Ref	2023/24	Budget Year 2024/25							
		Audited Outcome	Original Budget	Adjusted Budget	Monthly actual	YearTD actual	YearTD budget	YTD variance	YTD variance %	Full Year Forecast
R thousands		A	B	C						D
Councillors (Political Office Bearers plus Other)	1									
Basic Salaries and Wages		5,208	6,158	-	486	1,407	1,539	(132)	-9%	6,158
Pension and UIF Contributions		99	182	-	-	-	46	(46)	-100%	182
Medical Aid Contributions		5	-	-	-	-	-	-	-	-
Motor Vehicle Allowance		136	155	-	11	34	39	(5)	-12%	155
Cellphone Allowance		525	586	-	47	144	148	(2)	-2%	586
Housing Allowances		-	-	-	-	-	-	-	-	-
Other benefits and allowances		46	52	-	4	13	13	(0)	-2%	52
Sub Total - Councillors		6,018	7,133	-	528	1,598	1,783	(185)	-10%	7,133
Senior Managers of the Municipality	3									
Basic Salaries and Wages		2,734	3,358	-	265	794	839	(45)	-5%	3,358
Pension and UIF Contributions		422	801	-	48	144	200	(57)	-28%	801
Medical Aid Contributions		184	390	-	25	75	98	(22)	-23%	390
Overtime		-	-	-	-	-	-	-	-	-
Performance Bonus		57	455	-	-	56	114	(58)	-51%	455
Motor Vehicle Allowance		200	261	-	25	75	65	10	15%	261
Cellphone Allowance		63	72	-	6	18	18	-	-	72
Housing Allowances		-	-	-	-	-	-	-	-	-
Other benefits and allowances		71	0	-	7	20	0	20	18833%	0
Payments in lieu of leave		49	-	-	-	-	-	-	-	-
Long service awards		-	-	-	-	-	-	-	-	-
Post-retirement benefit obligations		-	-	-	-	-	-	-	-	-
Entertainment		-	-	-	-	-	-	-	-	-
Scarcity		249	330	-	25	76	83	(7)	-8%	330
Acting and post related allowance		83	-	-	-	-	-	-	-	-
In kind benefits		-	-	-	-	-	-	-	-	-
Sub Total - Senior Managers of Municipality		4,112	5,668	-	401	1,259	1,417	(158)	-11%	5,668
Other Municipal Staff										
Basic Salaries and Wages		80,237	95,736	-	7,591	20,989	23,934	(2,945)	-12%	95,736
Pension and UIF Contributions		13,789	16,583	-	1,205	3,480	4,146	(666)	-16%	16,583
Medical Aid Contributions		2,176	2,274	-	212	616	569	48	8%	2,274
Overtime		4,116	3,344	-	435	1,119	836	283	34%	3,344
Performance Bonus		5,973	6,902	-	31	54	1,725	(1,671)	-97%	6,902
Motor Vehicle Allowance		169	162	-	20	61	41	20	50%	162
Cellphone Allowance		148	160	-	12	35	40	(4)	-11%	160
Housing Allowances		405	420	-	38	102	105	(3)	-3%	420
Other benefits and allowances		5,326	5,055	-	449	1,414	1,264	150	12%	5,055
Payments in lieu of leave		1,068	-	-	36	172	-	172	#DIV/0!	-
Long service awards		455	598	-	-	52	150	(97)	-65%	598
Post-retirement benefit obligations		4,191	1,630	-	12	237	407	(171)	-42%	1,630
Entertainment		-	-	-	-	-	-	-	-	-
Scarcity		-	-	-	-	-	-	-	-	-
Acting and post related allowance		2,166	285	-	180	533	71	461	647%	285
In kind benefits		-	-	-	-	-	-	-	-	-
Sub Total - Other Municipal Staff		120,220	133,150	-	10,222	28,864	33,288	(4,424)	-13%	133,150
TOTAL SALARY, ALLOWANCES & BENEFITS		130,350	145,950	-	11,151	31,721	36,488	(4,767)	-13%	145,950
TOTAL MANAGERS AND STAFF		124,332	138,817	-	10,623	30,122	34,704	(4,582)	-13%	138,817

The total overtime and standby budget for the 2024/25 financial year amounts to R 5,211,180. The year to date expenditure on these two items at the end of September 2024 amounted to R 1,768,329 or 33.9% of the total budget.

	Budget	Actual - July 2024	Actual - August 2024	Actual - September 2024	Year to date Total	% of the budget spent
Overtime	3,343,960	341,782	342,003	434,781	1,118,567	33.5%
Standby Allowances	1,867,220	202,886	225,576	221,301	649,763	34.8%
Total	5,211,180	544,668	567,580	656,082	1,768,329	33.9%

The overtime and standby expenditure needs to be closely managed and monitored during the financial to ensure that these costs remain within the budget allocated.

10. Capital programme performance

10.1 Supporting Table SC12

WC053 Beaufort West - Supporting Table SC12 Monthly Budget Statement - capital expenditure trend - M03 September									
Month	2023/24	Budget Year 2024/25							
	Audited Outcome	Original Budget	Adjusted Budget	Monthly actual	YearTD actual	YearTD budget	YTD variance	YTD variance %	% spend of Original Budget
R thousands									
Monthly expenditure performance trend									
July	1,407	2,131	-	789	789	2,131	1,342	63.0%	3%
August	1,407	2,131	-	11,244	12,033	4,263	(7,770)	-182.3%	47%
September	1,407	2,131	-	842	12,875	6,394	(6,481)	-101.4%	50%
October	1,407	2,131	-	-	-	8,525	-		
November	1,407	2,131	-	-	-	10,856	-		
December	1,407	2,131	-	-	-	12,788	-		
January	1,407	2,131	-	-	-	14,919	-		
February	1,407	2,131	-	-	-	17,050	-		
March	1,407	2,131	-	-	-	19,181	-		
April	1,407	2,131	-	-	-	21,313	-		
May	1,407	2,131	-	-	-	23,444	-		
June	1,407	2,131	-	-	-	25,575	-		
Total Capital expenditure	16,889	25,575	-	12,875					

Council approved a capital budget amounting to R 25,575 million for the 2024/25 financial year. The 2024/25 capital budget is mainly funded by the national and provincial grant allocations. The capital expenditure programme is dependent on the timing of the transfers from national and provincial government. The total year-to-date capital expenditure at the end of September 2024 amounted to R 12,875 (excluding VAT) or 50% of the approved capital budget. Expenditure is expected to increase as the year progresses.

Chart C1 2024/25 Capital Expenditure Monthly Trend: actual v target

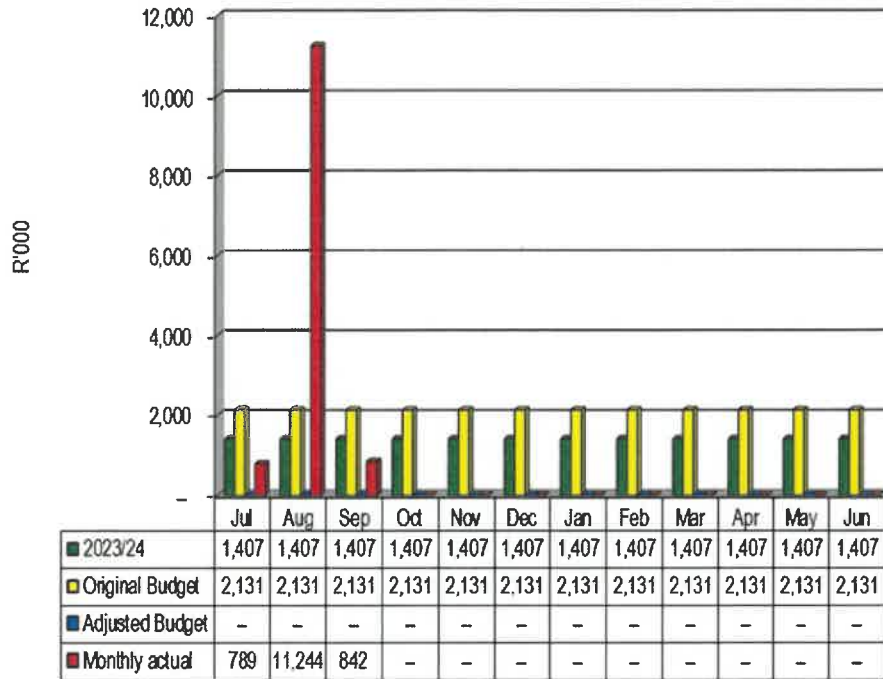
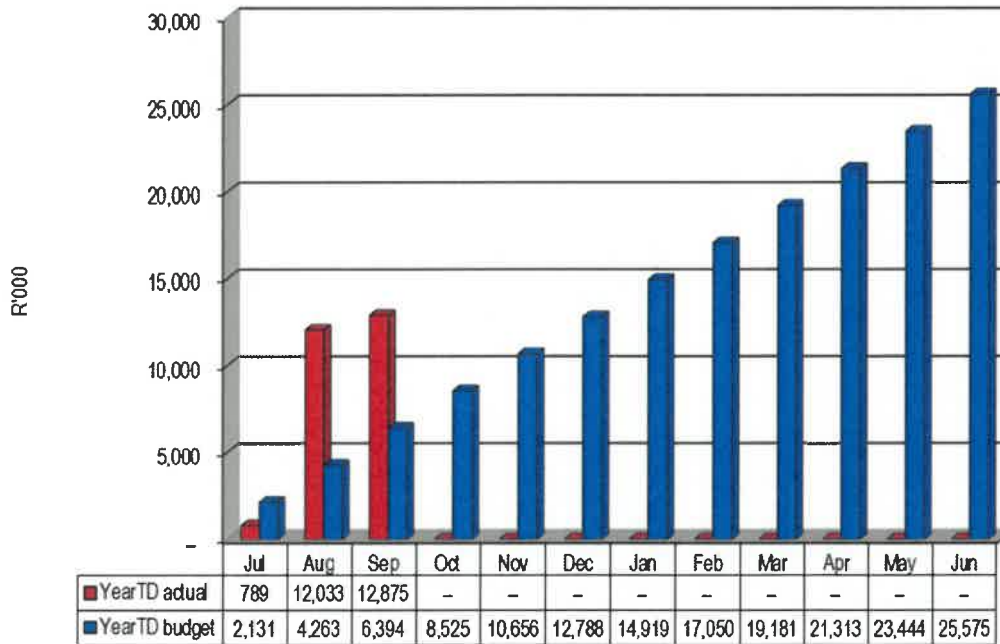


Chart C2 2024/25 Capital Expenditure: YTD actual v YTD target



10.2 Supporting Table SC13

10.2.1 Supporting Table SC13a

WC053 Beaufort West - Supporting Table SC13a Monthly Budget Statement - capital expenditure on new assets by asset class - M03 September										
Description	Ref	Budget Year 2024/25								
		2023/24 Audited Outcome	Original Budget	Adjusted Budget	Monthly actual	YearTD actual	YearTD budget	YTD variance	YTD variance %	Full Year Forecast
R thousands	1									
Capital expenditure on new assets by Asset Class/Sub-class										
Infrastructure			667				167	167	100.0%	667
Roads Infrastructure										
Roads										
Road Structures										
Road Furniture										
Capital Spares										
Stormwater Infrastructure										
Drainage Collection										
Storm water Conveyance										
Attenuation										
Electrical Infrastructure			667				167	167	100.0%	667
Power Plants										
HV Substations										
HV Switching Station										
HV Transmission Conductors										
MV Substations										
MV Switching Stations										
MV Networks			543				136	136	100.0%	543
LV Networks			123				31	31	100.0%	123
Capital Spares										
Water Supply Infrastructure										
Dams and Weirs										
Boreholes										
Reservoirs										
Pump Stations										
Water Treatment Works										
Bulk Mains										
Distribution										
Distribution Points										
PRV Stations										
Capital Spares										
Sanitation Infrastructure										
Pump Station										
Reticalation										
Waste Water Treatment Works										
Outfall Sewers										
Toilet Facilities										
Capital Spares										
Solid Waste Infrastructure										
Landfill Sites										
Waste Transfer Stations										
Waste Processing Facilities										
Waste Drop-off Points										
Waste Separation Facilities										
Electricity Generation Facilities										
Capital Spares										
Rail Infrastructure										
Rail Lines										
Rail Structures										
Rail Furniture										
Drainage Collection										
Storm water Conveyance										
Attenuation										
MV Substations										
LV Networks										
Capital Spares										
Coastal Infrastructure										
Sand Pumps										
Piers										
Revolments										
Promenades										
Capital Spares										
Information and Communication Infrastructure										
Data Centres										
Core Layers										
Distribution Layers										
Capital Spares										

WC053 Beaufort West - Supporting Table SC13a Monthly Budget Statement - capital expenditure on new assets by asset class - M03 September										
Description	Ref 1	Budget Year 2024/25								
		2023/24 Audited Outcome	Original Budget	Adjusted Budget	Monthly actual	YearTD actual	YearTD budget	YTD variance	YTD variance %	Full Year Forecast
R thousands										
Capital expenditure on new assets by Asset Class/Sub-class										
Community Assets										
Community Facilities										
Halls										
Centres										
Crèches										
Clinic/Care Centres										
Fire/Ambulance Stations										
Testing Stations										
Museums										
Galleries										
Theatres										
Libraries										
Cemeteries/Crematoria										
Police										
Parks										
Public Open Space										
Nature Reserves										
Public Ablution Facilities										
Markets										
Stalls										
Abattoirs										
Airports										
Taxi Ranks/Bus Terminals										
Capital Spares										
Sport and Recreation Facilities										
Indoor Facilities										
Outdoor Facilities										
Capital Spares										
Heritage assets										
Monuments										
Historic Buildings										
Works of Art										
Conservation Areas										
Other Heritage										
Investment properties										
Revenue Generating										
Improved Property										
Unimproved Property										
Non-revenue Generating										
Improved Property										
Unimproved Property										
Other assets										
Operational Buildings										
Municipal Offices										
Pay/Enquiry Points										
Building Plan Offices										
Workshops										
Yards										
Stores										
Laboratories										
Training Centres										
Manufacturing Plant										
Depots										
Capital Spares										
Housing										
Staff Housing										
Social Housing										
Capital Spares										
Biological or Cultivated Assets										
Biological or Cultivated Assets										
Intangible Assets										
Services		498								
Licences and Rights		498								
Water Rights										
Effluent Licences										
Solid Waste Licences										
Computer Software and Applications		498								
Load Settlement Software Applications										
Unspecified										
Computer Equipment										
Computer Equipment		268	600				125	125	100.0%	600
		268	600				125	125	100.0%	600
Furniture and Office Equipment										
Furniture and Office Equipment		13								
		13								
Machinery and Equipment										
Machinery and Equipment										
Transport Assets										
Transport Assets		4,588	10,451			10,629	2,613	(8,015)	-306.6%	10,451
		4,588	10,451			10,629	2,613	(8,016)	-306.6%	10,451
Land										
Land										
Zoo's, Marine and Non-biological Animals										
Zoo's, Marine and Non-biological Animals										
Living resources										
Mature										
Polling and Protection										
Zoological plants and animals										
Immature										
Polling and Protection										
Zoological plants and animals										
Total Capital Expenditure on new assets	1	5,368	11,618			10,629	2,904	(7,725)	-266.0%	11,618

10.2.2 Supporting Table SC13b

WC053 Beaufort West - Supporting Table SC13b Monthly Budget Statement - capital expenditure on renewal of existing assets by asset class - M03 September										
Description	Ref	2023/24	Budget Year 2024/25							
		Audited Outcome	Original Budget	Adjusted Budget	Monthly actual	YearTD actual	YearTD budget	YTD variance	YTD variance %	Full Year Forecast
R thousands	1									
Capital expenditure on renewal of existing assets by Asset Class/Sub-class										
Infrastructure		6,662	-	-	-	-	-	-	-	-
Roads Infrastructure		5,606	-	-	-	-	-	-	-	-
Roads		5,606	-	-	-	-	-	-	-	-
Road Structures		-	-	-	-	-	-	-	-	-
Road Furniture		-	-	-	-	-	-	-	-	-
Capital Spares		-	-	-	-	-	-	-	-	-
Storm water Infrastructure		-	-	-	-	-	-	-	-	-
Drainage Collection		-	-	-	-	-	-	-	-	-
Storm water Conveyance		-	-	-	-	-	-	-	-	-
Attenuation		-	-	-	-	-	-	-	-	-
Electrical Infrastructure		-	-	-	-	-	-	-	-	-
Power Plants		-	-	-	-	-	-	-	-	-
HV Substations		-	-	-	-	-	-	-	-	-
HV Switching Station		-	-	-	-	-	-	-	-	-
HV Transmission Conductors		-	-	-	-	-	-	-	-	-
MV Substations		-	-	-	-	-	-	-	-	-
MV Switching Stations		-	-	-	-	-	-	-	-	-
MV Networks		-	-	-	-	-	-	-	-	-
LV Networks		-	-	-	-	-	-	-	-	-
Capital Spares		-	-	-	-	-	-	-	-	-
Water Supply Infrastructure		1,056	-	-	-	-	-	-	-	-
Dams and Weirs		-	-	-	-	-	-	-	-	-
Boreholes		1,056	-	-	-	-	-	-	-	-
Reservoirs		-	-	-	-	-	-	-	-	-
Pump Stations		-	-	-	-	-	-	-	-	-
Water Treatment Works		-	-	-	-	-	-	-	-	-
Bulk Mains		-	-	-	-	-	-	-	-	-
Distribution		-	-	-	-	-	-	-	-	-
Distribution Points		-	-	-	-	-	-	-	-	-
PRV Stations		-	-	-	-	-	-	-	-	-
Capital Spares		-	-	-	-	-	-	-	-	-
Sanitation Infrastructure		-	-	-	-	-	-	-	-	-
Pump Station		-	-	-	-	-	-	-	-	-
Reticulation		-	-	-	-	-	-	-	-	-
Waste Water Treatment Works		-	-	-	-	-	-	-	-	-
Outfall Sewers		-	-	-	-	-	-	-	-	-
Toilet Facilities		-	-	-	-	-	-	-	-	-
Capital Spares		-	-	-	-	-	-	-	-	-
Solid Waste Infrastructure		-	-	-	-	-	-	-	-	-
Landfill Sites		-	-	-	-	-	-	-	-	-
Waste Transfer Stations		-	-	-	-	-	-	-	-	-
Waste Processing Facilities		-	-	-	-	-	-	-	-	-
Waste Drop-off Points		-	-	-	-	-	-	-	-	-
Waste Separation Facilities		-	-	-	-	-	-	-	-	-
Electricity Generation Facilities		-	-	-	-	-	-	-	-	-
Capital Spares		-	-	-	-	-	-	-	-	-
Rail Infrastructure		-	-	-	-	-	-	-	-	-
Rail Lines		-	-	-	-	-	-	-	-	-
Rail Structures		-	-	-	-	-	-	-	-	-
Rail Furniture		-	-	-	-	-	-	-	-	-
Drainage Collection		-	-	-	-	-	-	-	-	-
Storm water Conveyance		-	-	-	-	-	-	-	-	-
Attenuation		-	-	-	-	-	-	-	-	-
MV Substations		-	-	-	-	-	-	-	-	-
LV Networks		-	-	-	-	-	-	-	-	-
Capital Spares		-	-	-	-	-	-	-	-	-
Coastal Infrastructure		-	-	-	-	-	-	-	-	-
Sand Pumps		-	-	-	-	-	-	-	-	-
Piers		-	-	-	-	-	-	-	-	-
Revolments		-	-	-	-	-	-	-	-	-
Promenades		-	-	-	-	-	-	-	-	-
Capital Spares		-	-	-	-	-	-	-	-	-
Information and Communication Infrastructure		-	-	-	-	-	-	-	-	-
Data Centres		-	-	-	-	-	-	-	-	-
Core Layers		-	-	-	-	-	-	-	-	-
Distribution Layers		-	-	-	-	-	-	-	-	-
Capital Spares		-	-	-	-	-	-	-	-	-

WC053 Beaufort West - Supporting Table SC13b Monthly Budget Statement - capital expenditure on renewal of existing assets by asset class - M03 September										
Description	Ref	2023/24				Budget Year 2024/25				
		Audited Outcome	Original Budget	Adjusted Budget	Monthly actual	YearTD actual	YearTD budget	YTD variance	YTD variance %	Full Year Forecast
R thousands										
Capital expenditure on renewal of existing assets by Asset Class/Sub-class										
Community Assets		824	--	--	--	--	--	--	--	--
Community Facilities		248	--	--	--	--	--	--	--	--
Halls		--	--	--	--	--	--	--	--	--
Centres		248	--	--	--	--	--	--	--	--
Crèches		--	--	--	--	--	--	--	--	--
Child/Care Centres		--	--	--	--	--	--	--	--	--
Fire/Ambulance Stations		--	--	--	--	--	--	--	--	--
Testing Stations		--	--	--	--	--	--	--	--	--
Museums		--	--	--	--	--	--	--	--	--
Galleries		--	--	--	--	--	--	--	--	--
Theatres		--	--	--	--	--	--	--	--	--
Libraries		--	--	--	--	--	--	--	--	--
Cemeteries/Crematoria		--	--	--	--	--	--	--	--	--
Police		--	--	--	--	--	--	--	--	--
Parks		--	--	--	--	--	--	--	--	--
Public Open Space		--	--	--	--	--	--	--	--	--
Nature Reserves		--	--	--	--	--	--	--	--	--
Public Abortion Facilities		--	--	--	--	--	--	--	--	--
Markets		--	--	--	--	--	--	--	--	--
Stalls		--	--	--	--	--	--	--	--	--
Absentees		--	--	--	--	--	--	--	--	--
Airports		--	--	--	--	--	--	--	--	--
Taxi Ranks/Bus Terminals		--	--	--	--	--	--	--	--	--
Capital Spares		--	--	--	--	--	--	--	--	--
Sport and Recreation Facilities		576	--	--	--	--	--	--	--	--
Indoor Facilities		--	--	--	--	--	--	--	--	--
Outdoor Facilities		576	--	--	--	--	--	--	--	--
Capital Spares		--	--	--	--	--	--	--	--	--
Heritage assets		--	--	--	--	--	--	--	--	--
Monuments		--	--	--	--	--	--	--	--	--
Historic Buildings		--	--	--	--	--	--	--	--	--
Works of Art		--	--	--	--	--	--	--	--	--
Conservation Areas		--	--	--	--	--	--	--	--	--
Other Heritage		--	--	--	--	--	--	--	--	--
Investment properties		--	--	--	--	--	--	--	--	--
Revenue Generating		--	--	--	--	--	--	--	--	--
Improved Property		--	--	--	--	--	--	--	--	--
Unimproved Property		--	--	--	--	--	--	--	--	--
Non-revenue Generating		--	--	--	--	--	--	--	--	--
Improved Property		--	--	--	--	--	--	--	--	--
Unimproved Property		--	--	--	--	--	--	--	--	--
Other assets		--	--	--	--	--	--	--	--	--
Operational Buildings		--	--	--	--	--	--	--	--	--
Municipal Offices		--	--	--	--	--	--	--	--	--
Pay/Enquiry Points		--	--	--	--	--	--	--	--	--
Building Plan Offices		--	--	--	--	--	--	--	--	--
Workshops		--	--	--	--	--	--	--	--	--
Yards		--	--	--	--	--	--	--	--	--
Stores		--	--	--	--	--	--	--	--	--
Laboratories		--	--	--	--	--	--	--	--	--
Training Centres		--	--	--	--	--	--	--	--	--
Manufacturing Plant		--	--	--	--	--	--	--	--	--
Depots		--	--	--	--	--	--	--	--	--
Capital Spares		--	--	--	--	--	--	--	--	--
Housing		--	--	--	--	--	--	--	--	--
Staff Housing		--	--	--	--	--	--	--	--	--
Social Housing		--	--	--	--	--	--	--	--	--
Capital Spares		--	--	--	--	--	--	--	--	--
Biological or Cultivated Assets		--	--	--	--	--	--	--	--	--
Biological or Cultivated Assets		--	--	--	--	--	--	--	--	--
Intangible Assets		--	--	--	--	--	--	--	--	--
Services		--	--	--	--	--	--	--	--	--
Licences and Rights		--	--	--	--	--	--	--	--	--
Water Rights		--	--	--	--	--	--	--	--	--
Effluent Licences		--	--	--	--	--	--	--	--	--
Solid Waste Licences		--	--	--	--	--	--	--	--	--
Computer Software and Applications		--	--	--	--	--	--	--	--	--
Local Settlement Software Applications		--	--	--	--	--	--	--	--	--
Unspecified		--	--	--	--	--	--	--	--	--
Computer Equipment		--	--	--	--	--	--	--	--	--
Computer Equipment		--	--	--	--	--	--	--	--	--
Furniture and Office Equipment		--	--	--	--	--	--	--	--	--
Furniture and Office Equipment		--	--	--	--	--	--	--	--	--
Machinery and Equipment		--	--	--	--	--	--	--	--	--
Machinery and Equipment		--	--	--	--	--	--	--	--	--
Transport Assets		--	--	--	--	--	--	--	--	--
Transport Assets		--	--	--	--	--	--	--	--	--
Land		--	--	--	--	--	--	--	--	--
Land		--	--	--	--	--	--	--	--	--
Zoo's, Marine and Non-biological Animals		--	--	--	--	--	--	--	--	--
Zoo's, Marine and Non-biological Animals		--	--	--	--	--	--	--	--	--
Library resources		--	--	--	--	--	--	--	--	--
Mature		--	--	--	--	--	--	--	--	--
Polking and Protection		--	--	--	--	--	--	--	--	--
Zoological plants and animals		--	--	--	--	--	--	--	--	--
Immature		--	--	--	--	--	--	--	--	--
Polking and Protection		--	--	--	--	--	--	--	--	--
Zoological plants and animals		--	--	--	--	--	--	--	--	--
Total Capital Expenditure on renewal of existing assets	1	7,465	--	--	--	--	--	--	--	--

10.2.3 Supporting Table SC13e

WC053 Beaufort West - Supporting Table SC13e Monthly Budget Statement - capital expenditure on upgrading of existing assets by asset class - M03 September										
Description	Ref	2023/24	Budget Year 2024/25							
		Audited Outcome	Original Budget	Adjusted Budget	Monthly actual	YearTD actual	YearTD budget	YTD variance	YTD variance %	Full Year Forecast
R thousands										
Capital expenditure on upgrading of existing assets by Asset Class/Sub-class										
Infrastructure		450	7,967	-	-	-	1,997	1,997	100.0%	7,967
Roads Infrastructure		-	-	-	-	-	-	-	-	-
Roads		-	-	-	-	-	-	-	-	-
Road Structures		-	-	-	-	-	-	-	-	-
Road Furniture		-	-	-	-	-	-	-	-	-
Capital Spares		-	-	-	-	-	-	-	-	-
Storm water Infrastructure		-	-	-	-	-	-	-	-	-
Drainage Collection		-	-	-	-	-	-	-	-	-
Storm water Conveyance		-	-	-	-	-	-	-	-	-
Attenuation		-	-	-	-	-	-	-	-	-
Electrical Infrastructure		16	5,813	-	-	-	1,453	1,453	100.0%	5,813
Power Plants		-	-	-	-	-	-	-	-	-
HV Substations		-	5,813	-	-	-	1,453	1,453	100.0%	5,813
HV Switching Station		-	-	-	-	-	-	-	-	-
HV Transmission Conductors		-	-	-	-	-	-	-	-	-
MV Substations		-	-	-	-	-	-	-	-	-
MV Switching Stations		-	-	-	-	-	-	-	-	-
MV Networks		16	-	-	-	-	-	-	-	-
LV Networks		-	-	-	-	-	-	-	-	-
Capital Spares		-	-	-	-	-	-	-	-	-
Water Supply Infrastructure		-	2,174	-	-	-	543	543	100.0%	2,174
Dams and Weirs		-	-	-	-	-	-	-	-	-
Boreholes		-	1,217	-	-	-	304	304	100.0%	1,217
Reservoirs		-	-	-	-	-	-	-	-	-
Pump Stations		-	-	-	-	-	-	-	-	-
Water Treatment Works		-	-	-	-	-	-	-	-	-
Bulk Mains		-	-	-	-	-	-	-	-	-
Distribution		-	957	-	-	-	239	239	100.0%	957
Distribution Points		-	-	-	-	-	-	-	-	-
PRV Stations		-	-	-	-	-	-	-	-	-
Capital Spares		-	-	-	-	-	-	-	-	-
Sanitation Infrastructure		435	-	-	-	-	-	-	-	-
Pump Station		435	-	-	-	-	-	-	-	-
Reticulation		-	-	-	-	-	-	-	-	-
Waste Water Treatment Works		-	-	-	-	-	-	-	-	-
Outfall Sewers		-	-	-	-	-	-	-	-	-
Toilet Facilities		-	-	-	-	-	-	-	-	-
Capital Spares		-	-	-	-	-	-	-	-	-
Solid Waste Infrastructure		-	-	-	-	-	-	-	-	-
Landfill Sites		-	-	-	-	-	-	-	-	-
Waste Transfer Stations		-	-	-	-	-	-	-	-	-
Waste Processing Facilities		-	-	-	-	-	-	-	-	-
Waste Drop-off Points		-	-	-	-	-	-	-	-	-
Waste Separation Facilities		-	-	-	-	-	-	-	-	-
Electricity Generation Facilities		-	-	-	-	-	-	-	-	-
Capital Spares		-	-	-	-	-	-	-	-	-
Rail Infrastructure		-	-	-	-	-	-	-	-	-
Rail Lines		-	-	-	-	-	-	-	-	-
Rail Structures		-	-	-	-	-	-	-	-	-
Rail Furniture		-	-	-	-	-	-	-	-	-
Drainage Collection		-	-	-	-	-	-	-	-	-
Storm water Conveyance		-	-	-	-	-	-	-	-	-
Attenuation		-	-	-	-	-	-	-	-	-
MV Substations		-	-	-	-	-	-	-	-	-
LV Networks		-	-	-	-	-	-	-	-	-
Capital Spares		-	-	-	-	-	-	-	-	-
Coastal Infrastructure		-	-	-	-	-	-	-	-	-
Sand Pumps		-	-	-	-	-	-	-	-	-
Piers		-	-	-	-	-	-	-	-	-
Revetments		-	-	-	-	-	-	-	-	-
Promenades		-	-	-	-	-	-	-	-	-
Capital Spares		-	-	-	-	-	-	-	-	-
Information and Communication Infrastructure		-	-	-	-	-	-	-	-	-
Data Centres		-	-	-	-	-	-	-	-	-
Core Layers		-	-	-	-	-	-	-	-	-
Distribution Layers		-	-	-	-	-	-	-	-	-
Capital Spares		-	-	-	-	-	-	-	-	-

WC053 Beaufort West - Supporting Table SC13e Monthly Budget Statement - capital expenditure on upgrading of existing assets by asset class - M03 September

Description	Ref	2023/24		Budget Year 2024/25						
		Audited Outcome	Original Budget	Adjusted Budget	Monthly actual	YearTD actual	YearTD budget	YTD variance	YTD variance %	Full Year Forecast
R thousands										
Capital expenditure on upgrading of existing assets by Asset Class/Sub-class										
Community Assets		1,882	5,971	-	842	2,246	1,493	(783)	-50.6%	5,971
Community Facilities		-	1,304	-	-	-	326	326	100.0%	1,304
Halls		-	-	-	-	-	-	-	-	-
Centres		-	-	-	-	-	-	-	-	-
Crèches		-	-	-	-	-	-	-	-	-
Crèche/Care Centres		-	-	-	-	-	-	-	-	-
Fire/Ambulance Stations		-	-	-	-	-	-	-	-	-
Testing Stations		-	-	-	-	-	-	-	-	-
Museums		-	-	-	-	-	-	-	-	-
Galleries		-	-	-	-	-	-	-	-	-
Theatres		-	-	-	-	-	-	-	-	-
Libraries		-	1,304	-	-	-	326	326	100.0%	1,304
Cemeteries/Crematoria		-	-	-	-	-	-	-	-	-
Police		-	-	-	-	-	-	-	-	-
Parks		-	-	-	-	-	-	-	-	-
Public Open Space		-	-	-	-	-	-	-	-	-
Nature Reserves		-	-	-	-	-	-	-	-	-
Public Ablution Facilities		-	-	-	-	-	-	-	-	-
Markets		-	-	-	-	-	-	-	-	-
Stalls		-	-	-	-	-	-	-	-	-
Abattoirs		-	-	-	-	-	-	-	-	-
Airports		-	-	-	-	-	-	-	-	-
Taxi Ranks/Bus Terminals		-	-	-	-	-	-	-	-	-
Capital Spares		-	-	-	-	-	-	-	-	-
Sport and Recreation Facilities		1,882	4,666	-	842	2,246	1,107	(1,080)	-92.6%	4,666
Indoor Facilities		-	-	-	-	-	-	-	-	-
Outdoor Facilities		1,882	4,666	-	842	2,246	1,107	(1,080)	-92.6%	4,666
Capital Spares		-	-	-	-	-	-	-	-	-
Heritage assets		-	-	-	-	-	-	-	-	-
Monuments		-	-	-	-	-	-	-	-	-
Historic Buildings		-	-	-	-	-	-	-	-	-
Works of Art		-	-	-	-	-	-	-	-	-
Conservation Areas		-	-	-	-	-	-	-	-	-
Other Heritage		-	-	-	-	-	-	-	-	-
Investment properties		-	-	-	-	-	-	-	-	-
Revenue Generating		-	-	-	-	-	-	-	-	-
Improved Property		-	-	-	-	-	-	-	-	-
Unimproved Property		-	-	-	-	-	-	-	-	-
Non-revenue Generating		-	-	-	-	-	-	-	-	-
Improved Property		-	-	-	-	-	-	-	-	-
Unimproved Property		-	-	-	-	-	-	-	-	-
Other assets		-	-	-	-	-	-	-	-	-
Operational Buildings		-	-	-	-	-	-	-	-	-
Municipal Offices		-	-	-	-	-	-	-	-	-
Pay/Enquiry Points		-	-	-	-	-	-	-	-	-
Building Plan Offices		-	-	-	-	-	-	-	-	-
Workshops		-	-	-	-	-	-	-	-	-
Yards		-	-	-	-	-	-	-	-	-
Stores		-	-	-	-	-	-	-	-	-
Laboratories		-	-	-	-	-	-	-	-	-
Training Centres		-	-	-	-	-	-	-	-	-
Manufacturing Plant		-	-	-	-	-	-	-	-	-
Depots		-	-	-	-	-	-	-	-	-
Capital Spares		-	-	-	-	-	-	-	-	-
Housing		-	-	-	-	-	-	-	-	-
Staff Housing		-	-	-	-	-	-	-	-	-
Social Housing		-	-	-	-	-	-	-	-	-
Capital Spares		-	-	-	-	-	-	-	-	-
Biological or Cultivated Assets		-	-	-	-	-	-	-	-	-
Biological or Cultivated Assets		-	-	-	-	-	-	-	-	-
Intangible Assets		-	-	-	-	-	-	-	-	-
Servitudes		-	-	-	-	-	-	-	-	-
Licences and Rights		-	-	-	-	-	-	-	-	-
Water Rights		-	-	-	-	-	-	-	-	-
Effluent Licences		-	-	-	-	-	-	-	-	-
Solid Waste Licences		-	-	-	-	-	-	-	-	-
Computer Software and Applications		-	-	-	-	-	-	-	-	-
Land Settlement Software Applications		-	-	-	-	-	-	-	-	-
Unspecified		-	-	-	-	-	-	-	-	-
Computer Equipment		-	-	-	-	-	-	-	-	-
Computer Equipment		-	-	-	-	-	-	-	-	-
Furniture and Office Equipment		-	-	-	-	-	-	-	-	-
Furniture and Office Equipment		-	-	-	-	-	-	-	-	-
Machinery and Equipment		144	-	-	-	-	-	-	-	-
Machinery and Equipment		144	-	-	-	-	-	-	-	-
Transport Assets		-	-	-	-	-	-	-	-	-
Transport Assets		-	-	-	-	-	-	-	-	-
Land		-	-	-	-	-	-	-	-	-
Land		-	-	-	-	-	-	-	-	-
Zoo's, Marine and Non-biological Animals		-	-	-	-	-	-	-	-	-
Zoo's, Marine and Non-biological Animals		-	-	-	-	-	-	-	-	-
Living resources		-	-	-	-	-	-	-	-	-
Mature		-	-	-	-	-	-	-	-	-
Policing and Protection		-	-	-	-	-	-	-	-	-
Zoological plants and animals		-	-	-	-	-	-	-	-	-
Immature		-	-	-	-	-	-	-	-	-
Policing and Protection		-	-	-	-	-	-	-	-	-
Zoological plants and animals		-	-	-	-	-	-	-	-	-
Total Capital Expenditure on upgrading of existing assets	1	2,467	13,958	-	842	2,246	3,488	1,243	36.6%	13,958

11. Material variances to the SDBIP

11.1 Over view

SDBIP reports are compiled on a quarterly basis at this time.

12. Annexure A: Compliance with the conditions for Municipal Debt Relief

12.1. MFMA Circular 124 – Municipal Compliance Self-Assessment;

12.2. Municipal Debt Relief Performance across the period of debt relief participation;

12.3. Provincial Treasury Debt Relief Compliance Assessment;

12.4. MFMA Circular 124 – Condition 6.6 (Electricity and Water as Collection Tools) and Condition 6.7 (Maintain a minimum average collection of property rates and service charges);

12.5. MFMA Circular 124 – Condition 6.8 (Completeness of the revenue base);

12.6. MFMA Circular 124 – Condition 6.3 and Condition 6.12; and

12.7. The remedial actions necessary and / or undertaken to improve the municipality's monthly compliance in terms of the Debt relief Conditions.

13. Municipal Manager's quality certification

I, **DE WELGEMOED** <derick@beaufortwestmun.co.za>, the Municipal Manager of Beaufort West Municipality, hereby certify that:-

- The monthly budget statement
- Quality report on the implementation of the budget and financial state affairs of the Municipality
- Mid-year budget and performance assessment

For the month of **September 2024** has been prepared in accordance with the Municipal Finance Management Act and Regulations made under the Act.

Information has been reviewed by the CFO **M NHLENGETHWA**

Print name: **DE WELGEMOED**

Municipal Manager of Beaufort West Municipality: WC053

Signature:

Date: 14/10/2024

Annexure A

Section 12

Compliance with the conditions for Municipal Debt Relief

September 2024

**12.1 MFMA Circular 124 – Municipality Compliance Self-Assessment –
September 2024**



National Treasury
Municipal Debt Relief
MFMA Circular No. 124
Municipal Finance Management Act No. 56 of 2003

Province WC	
Code WC053	District Central Karoo
Code Description Beaufort West	

Monthly Performance Report

Month	Code	Part A Eskom And Bulk water current account							Part B Compliance with a funded MTRF					Part C FRPBP & Tariff Assessment					Part D Electricity and water as collection tools					Part E Quarterly collection of property rates and services charges								Part F Oversight			Compliance Status	Month applicabl 6																	
		C1	C2	C3	C4	C5	C6	C7	C8	C9	C10	C11	C12	C13	C14	C15	C16	C17	C18	C19	C20	C21	C22	C23	C24	C25	C26	C27	C28	C29	C30	C31	C32	C33			C34	C35	C36	C37	C38	C39	C40	C41	Score								
1.July	Beaufort West WC053	Yes	Yes	Yes	Yes	Yes	Yes	Yes	Yes	Yes	Yes	Yes	Yes	Yes	Yes	Yes	Yes	Yes	Yes	Yes	Yes	Yes	Yes	Yes	Yes	Yes	Yes	Yes	Yes	Yes	Yes	Yes	Yes	Yes	Yes	Yes	Yes	Yes	Yes	Yes	Yes	Yes	Yes	Yes	Yes	83%	Non Compliance	Yes					
2.August	Beaufort West WC053	Yes	Yes	Yes	Yes	Yes	Yes	Yes	Yes	Yes	Yes	Yes	Yes	Yes	Yes	Yes	Yes	Yes	Yes	Yes	Yes	Yes	Yes	Yes	Yes	Yes	Yes	Yes	Yes	Yes	Yes	Yes	Yes	Yes	Yes	Yes	Yes	Yes	Yes	Yes	Yes	Yes	Yes	Yes	Yes	Yes	Yes	Yes	85%	Non Compliance	Yes		
3.September	Beaufort West WC053	Yes	Yes	Yes	Yes	Yes	Yes	Yes	Yes	Yes	Yes	Yes	Yes	Yes	Yes	Yes	Yes	Yes	Yes	Yes	Yes	Yes	Yes	Yes	Yes	Yes	Yes	Yes	Yes	Yes	Yes	Yes	Yes	Yes	Yes	Yes	Yes	Yes	Yes	Yes	Yes	Yes	Yes	Yes	Yes	Yes	Yes	Yes	95%	Non Compliance	Yes		
4.October	Beaufort West WC053	Yes	Yes	Yes	Yes	Yes	Yes	Yes	Yes	Yes	Yes	Yes	Yes	Yes	Yes	Yes	Yes	Yes	Yes	Yes	Yes	Yes	Yes	Yes	Yes	Yes	Yes	Yes	Yes	Yes	Yes	Yes	Yes	Yes	Yes	Yes	Yes	Yes	Yes	Yes	Yes	Yes	Yes	Yes	Yes	Yes	Yes	Yes	0%	Non Compliance	Yes		
5.November	Beaufort West WC053	Yes	Yes	Yes	Yes	Yes	Yes	Yes	Yes	Yes	Yes	Yes	Yes	Yes	Yes	Yes	Yes	Yes	Yes	Yes	Yes	Yes	Yes	Yes	Yes	Yes	Yes	Yes	Yes	Yes	Yes	Yes	Yes	Yes	Yes	Yes	Yes	Yes	Yes	Yes	Yes	Yes	Yes	Yes	Yes	Yes	Yes	Yes	0%	Non Compliance	Yes		
6.December	Beaufort West WC053	Yes	Yes	Yes	Yes	Yes	Yes	Yes	Yes	Yes	Yes	Yes	Yes	Yes	Yes	Yes	Yes	Yes	Yes	Yes	Yes	Yes	Yes	Yes	Yes	Yes	Yes	Yes	Yes	Yes	Yes	Yes	Yes	Yes	Yes	Yes	Yes	Yes	Yes	Yes	Yes	Yes	Yes	Yes	Yes	Yes	Yes	Yes	0%	Non Compliance	Yes		
7.January	Beaufort West WC053	Yes	Yes	Yes	Yes	Yes	Yes	Yes	Yes	Yes	Yes	Yes	Yes	Yes	Yes	Yes	Yes	Yes	Yes	Yes	Yes	Yes	Yes	Yes	Yes	Yes	Yes	Yes	Yes	Yes	Yes	Yes	Yes	Yes	Yes	Yes	Yes	Yes	Yes	Yes	Yes	Yes	Yes	Yes	Yes	Yes	Yes	Yes	0%	Non Compliance	Yes		
8.February	Beaufort West WC053	Yes	Yes	Yes	Yes	Yes	Yes	Yes	Yes	Yes	Yes	Yes	Yes	Yes	Yes	Yes	Yes	Yes	Yes	Yes	Yes	Yes	Yes	Yes	Yes	Yes	Yes	Yes	Yes	Yes	Yes	Yes	Yes	Yes	Yes	Yes	Yes	Yes	Yes	Yes	Yes	Yes	Yes	Yes	Yes	Yes	Yes	Yes	0%	Non Compliance	Yes		
9.March	Beaufort West WC053	Yes	Yes	Yes	Yes	Yes	Yes	Yes	Yes	Yes	Yes	Yes	Yes	Yes	Yes	Yes	Yes	Yes	Yes	Yes	Yes	Yes	Yes	Yes	Yes	Yes	Yes	Yes	Yes	Yes	Yes	Yes	Yes	Yes	Yes	Yes	Yes	Yes	Yes	Yes	Yes	Yes	Yes	Yes	Yes	Yes	Yes	Yes	Yes	0%	Non Compliance	Yes	
10.April	Beaufort West WC053	Yes	Yes	Yes	Yes	Yes	Yes	Yes	Yes	Yes	Yes	Yes	Yes	Yes	Yes	Yes	Yes	Yes	Yes	Yes	Yes	Yes	Yes	Yes	Yes	Yes	Yes	Yes	Yes	Yes	Yes	Yes	Yes	Yes	Yes	Yes	Yes	Yes	Yes	Yes	Yes	Yes	Yes	Yes	Yes	Yes	Yes	Yes	Yes	0%	Non Compliance	Yes	
11.May	Beaufort West WC053	Yes	Yes	Yes	Yes	Yes	Yes	Yes	Yes	Yes	Yes	Yes	Yes	Yes	Yes	Yes	Yes	Yes	Yes	Yes	Yes	Yes	Yes	Yes	Yes	Yes	Yes	Yes	Yes	Yes	Yes	Yes	Yes	Yes	Yes	Yes	Yes	Yes	Yes	Yes	Yes	Yes	Yes	Yes	Yes	Yes	Yes	Yes	Yes	0%	Non Compliance	Yes	
12.June	Beaufort West WC053	Yes	Yes	Yes	Yes	Yes	Yes	Yes	Yes	Yes	Yes	Yes	Yes	Yes	Yes	Yes	Yes	Yes	Yes	Yes	Yes	Yes	Yes	Yes	Yes	Yes	Yes	Yes	Yes	Yes	Yes	Yes	Yes	Yes	Yes	Yes	Yes	Yes	Yes	Yes	Yes	Yes	Yes	Yes	Yes	Yes	Yes	Yes	Yes	Yes	0%	Non Compliance	Yes

GR



Annexure A2 - Monthly

National Treasury
 Municipal Debt Relief
 MFMA Circular No. 124
 Municipal Finance Management Act No. 56 of 2003

Municipality Self-Assessment

Certificate of Compliance: Municipal Debt Relief Conditions for Application

Period:

National Financial Year:

Demarcation Code of Municipality being assessed:

District:

Demarcation Description:

I, Carol Coetzee, hereby certify that the provincial treasury monitored the compliance against the conditions of Municipal Debt Relief as set-out in MFMA Circular No. 124 and that the Provincial Treasury is satisfied and certifies that the said municipality fully complies with the conditions as set-out in the table below:

Municipal Debt Relief Conditions (Monthly reporting)

Condition	6.3 + Maintaining the Eskom and bulk water current account –	Choose from drop down list	Notes/Comments
6.1.2.2	- Has the municipality paid its bulk water current account within 30 days of receiving the relevant invoice (this applies to all municipalities, including metros)? <i>Note - refer condition 6.1.2.2</i>	<input type="text" value="Yes"/>	See attached Invoices and proof of Payment.
6.1.2.2	- Has the municipality submitted the supporting evidence of the bulk water current account payment to the National Treasury, the Water Board and/ or Water Trading Entity within 1 day of making any such payment (in PDF format) via the GoMuni Upload Portal https://gobidportal.treasury.gov.za ?	<input type="text" value="Yes"/>	Bulk water account payments were uploaded on GoMuni.
6.1.2.2	- Does the amount of the bulk water current account payment as per the proof of payment reconcile to the amount recorded on the financial system as per the mSCOA data string and the section 41(2) MFMA statement of the Water Board and/ or Water Trading Entity?	<input type="text" value="Yes"/>	
6.3.1	- Has the municipality paid its Eskom bulk current account within 30 days of receiving the relevant invoice (this applies to all municipalities, including metros)? <i>Note - current account in terms of municipal debt relief approval means the total Eskom charges for the billing period plus VAT plus any component that may be due in terms of a payment arrangement of "New arrears" (March 2023 and / or subsequent current accounts) up to the date of NT approval of the application.</i>	<input type="text" value="Yes"/>	See attached Invoices and proof of Payment.
6.3.2	- Has the municipality submitted the supporting evidence of the bulk Eskom current account payment to the National Treasury and Eskom within 1 day of making any such payment (in PDF format) via the GoMuni Upload Portal https://gobidportal.treasury.gov.za ?	<input type="text" value="Yes"/>	Bulk electricity account payments were uploaded on GoMuni.
6.3.4	- Does the amount as per the proof of payment reconcile to the amount recorded on the financial system as per the mSCOA data string and the section 41(2) MFMA statement of Eskom?	<input type="text" value="Yes"/>	
6.4	Compliance with a funded MTRF – <i>(choose from drop down list the MTRF assessed)</i>	<input type="text" value="2024/25 Adopted MTRF"/>	
6.4.1	- Is the municipality's MTRF funded and aligning to the National Treasury's Budget Funding Guidelines - https://mta.treasury.gov.za/Guidelines/Pages/Funding.aspx ?	<input type="text" value="No"/>	The municipality has a Financial Recovery Plan in place.
6.4.1	- Has the municipality budgeted for any operating surplus on the A1 Schedule (Table A4 – Budgeted Financial Performance) of the Municipal Budget, and Reporting Regulations?	<input type="text" value="Yes"/>	

6.4.1	<p>- Has the municipality made adequate provision for debt impairment (considering the actual collection of revenue and property rates during the 12 months immediately preceding the tabling of the budget) on the A1 Schedule (Table A4 - Budgeted Financial Performance) of the Municipal Budget-and Reporting Regulations?</p>	Yes
<p><i>Note - The municipality issued the 2023/24 MFMA s.71 statement on 18 April 2024. It is noted that the revenue and property rates for the 12 months immediately preceding the tabling of the budget are the actual rates for the 12 months immediately preceding the tabling of the budget. The municipality is in compliance with the MFMA s.71 statement requirements and has provided the necessary information to the Auditor General.</i></p>		
6.4.1	<p>- Has the municipality made adequate provision for depreciation and asset impairment (considering its asset register and physical state of assets) on the A1 Schedule (Table A4 - Budgeted Financial Performance) of the Municipal Budget-and Reporting Regulations?</p>	Yes
<p><i>Note - The municipality made adequate provision for depreciation and asset impairment on the A1 Schedule (Table A4 - Budgeted Financial Performance) of the Municipal Budget-and Reporting Regulations.</i></p>		
6.4.2	<p>- If the municipality's MTREF is not funded, has it tabled and adopted a credible Budget Funding Plan as part of the MTREF budget (refer item 9.3 of MFMA Budget Circular no. 122, 09 December 2022)?</p>	There is an FRP
<p><i>Note - The municipality has an FRP in its MTREF budget. The FRP is a credible Budget Funding Plan as part of the MTREF budget. The FRP is tabled and adopted as part of the MTREF budget. The FRP is a credible Budget Funding Plan as part of the MTREF budget. The FRP is tabled and adopted as part of the MTREF budget.</i></p>		
6.4.2	<p>- If the municipality's MTREF is not funded and it has an FRP per the legislative framework, does the existing FRP incorporate a credible Budget Funding Plan (will the FRP give effect to a funded MTREF over the period of the FRP) - aligning with the principles of a budget funding plan as envisaged in item 9.3 of MFMA Budget Circular no. 122, 09 December 2022?</p>	Yes
<p><i>Note - Only if the municipality does not have an FRP may "N/A" be selected from the dropdown list.</i></p>		
6.4.2	<p>- Does the municipality's annual and monthly cashflow projections included on the A1 Schedule (Table A7 - Budgeted Cash Flows and Supporting Table SA 30 - Budgeted Monthly Cash Flows) of the Municipal Budget and Reporting Regulations align with and give effect to the municipality's Budget Funding Plan strategy (or the FRP strategy) and related seasonal trends (for example higher winter Eskom tariffs, lower January collection rates, etc.?)</p>	Yes
6.5	<p>Cost reflective tariffs - (excluding metros) has the municipality included its completed tariff tool (refer MFMA Circular no. 98 and item 5.2 of MFMA Budget Circular no. 122) as part of the municipality's annual tabled and adopted MTREF submissions with effect the tabling of the 2023/24 MTREF?</p>	Yes
<p><i>The municipality completed the tariff tool for the adopted 2024/25 MTREF and uploaded it on GoMuni.</i></p>		
6.6	<p>Electricity and water as collection tools - has the municipality, with effect from the tabling of the 2023/24 MTREF, demonstrated, through its by-laws and budget related policies that:</p>	
6.6.1	<p>- the municipality issues a consolidated monthly bill to all consumers/property owners in terms of which all partial payments received are allocated in the following order of priority: firstly, to property rates, thereafter to water, wastewater, refuse removal and lastly to electricity?</p>	Yes
6.6.2	<p>- the municipality disconnects electricity services and/or block the purchasing of pre-paid electricity of any defaulting consumer/property owner unless the defaulter already registered as an indigent consumer with the municipality?</p>	Yes
6.6.3	<p>- the municipality is restricting and/or interrupting the supply of water of any defaulting consumer/property owner unless the defaulter already registered as an indigent consumer with the municipality? <i>Note: In terms of this condition the municipality must undertake such restriction/ interruption of water together with the municipal engineer(s) to ensure a minimum supply of waste water.</i></p>	No
6.6.4	<p>- if the defaulting consumer/property owner is registered as an indigent consumer with the municipality, is the monthly supply of electricity and water to that consumer/property owner physically restricted to the monthly national basic free electricity- and water limits of 50 Kilo-watt electricity and 6 Kilolitres water, respectively?</p>	Yes
<p><i>Note - the municipality's monthly MFMA s.71 statement must include as part of the narrative the indigent information in the required format.</i></p> <p><i>The Municipality met the requirements for this condition except for the restriction and or interruption of water supply to defaulting consumers or property owner. Provincial Treasury did fund meters, but it should be noted that only 20% of the total water meters are pre-paid meters, with the balance being conventional credit meters or old token meters. The municipality does not have the capacity to restrict water, and cognisance should be taken of the risk due to political instability and the risk of increased water losses with mass illegal tampering. The only solution is Smart Pre-Paid Water Meters.</i></p>		
6.7	<p>Supplementary evidence: The National Treasury and/or Provincial Treasury's annual budget assessment confirms the municipality's revised MTREF's water budget policies and by-laws are compliant with paragraph 6.6</p>	
6.7.1	<p>Maintain a minimum average quarterly collection of property rates and services charges -</p> <p>- Has the municipality achieved a minimum of 80 per cent average quarterly collection of property rates and services charges with effect from 01 April 2023 and 85 per cent average quarterly collection with effect from 01 April 2024 during any quarter - demonstrated in the MFMA s.71 monthly and quarterly statement(s) and mSCOA data strings uploaded via the GoMuni Upload Portal?</p>	Yes
<p><i>The collection rate for the month amounted to 89%.</i></p>		

6.7.1	<p>Note: Although the council is not an MFMA entity, the council's MFMA Circular No. 733 is a key document. Council members should be kept informed of the progress of the FRP to ensure compliance with the MFMA.</p> <p>- If the response in 6.7.1 is "No" and the municipality is unable to achieve the minimum average quarterly collection as per paragraph 6.7.1, has the municipality demonstrated to the satisfaction of National Treasury the following :</p> <ul style="list-style-type: none"> the underperformance directly relates to Eskom supplied areas where the municipality does not have electricity as a collection tool and that the average quarterly collection of the municipality (excluding Eskom supplied areas) equals the required quarterly average collection set-out in paragraph 6.7.1; the municipality for technical engineering reasons is unable to physically restrict and/or limit the supply of water in the Eskom supplied area(s)? the municipality before 01 February 2024 attempted to enter into a service delivery agreement with Eskom for purposes of municipal revenue collection in the Eskom supplied area(s) as envisaged in sections 76 to 78 of the Municipal Systems Act, 2000 and that such failed and the reason(s) for the failure? <p>6.7.1 = Yes</p>	<input type="text" value="6.7.1 = Yes"/>
6.7.2	<ul style="list-style-type: none"> The municipality has progressively installed smart pre-paid meters in the municipality supplied areas to improve its collection and only then, on an individual case-by-case basis, considered writing off the debt of its customers, within its normal credit control process? <p>6.7.1 = Yes</p>	<input type="text" value="6.7.1 = Yes"/>
6.7.3	<ul style="list-style-type: none"> Has the municipality adopted a policy to install any new electricity connection in the demarcated area with effect from the 2023/24 MTRF with a smart pre-paid meter? <p>No</p>	<input type="text" value="No"/>
6.7.4	<ul style="list-style-type: none"> Has the municipality's 2023/24, 2024/25 and 2025/26 tabled and adopted capital budgets and MFMA section 71 statements reflected the approach set-out in 6.7.3 and 6.7.4? <p>Yes</p>	<input type="text" value="Yes"/>
6.8	<p>Municipality's Completeness of the revenue base –</p>	<input type="text" value="Yes"/>
6.8.1	<ul style="list-style-type: none"> Has the municipality demonstrated through the National Treasury property rates reconciliation tool that the municipality's billing system perfectly aligns to its Council approved General Valuation Roll (GVR) and/ or any subsequent supplementary GVR compiled by the registered municipal valuer? if the response in 6.8.1 is "No", has the municipality demonstrated the steps taken to correct the variances identified? <p>Note - monthly progress against the action plan to address variances to be included as part of the municipality's debt relief compliance reports to the MFMA at 71.</p>	<input type="text" value="No"/>
6.8.2	<ul style="list-style-type: none"> For the latest ending Quarter - Has the municipality submitted its completed billing system, GVR and/or interim GVR reconciliations required in terms of paragraph 6.8.1 to the National Treasury quarterly (refer MFMA Circulars no. 93, 98, 107 and 108) to the upload portal on https://uploadportal.treasury.gov.za/ <p>Yes</p>	<input type="text" value="Yes"/>
6.9	<p>Monitor and report on implementation –</p>	<input type="text" value="Yes"/>
6.9.1	<ul style="list-style-type: none"> MFMA section 71 reporting – has the municipal council and senior management team instituted processes to monitor and enforce accountability for the implementation of the municipality's funded budget and Budget Funding Plan where relevant? if progress is slow in terms of paragraph 6.9.1, is the active intervention evident from the narratives supporting the municipality's monthly MFMA section 71 reporting and recorded on the financial system as per the MSCOA data string? <p>Note - condition 6.9.2 has a typing error and must refer to 6.9.1</p>	<input type="text" value="Yes"/>
6.9.2	<ul style="list-style-type: none"> Municipalities with financial recovery plans (FRP) – if the municipality has a FRP as envisaged in the prevailing local government legislative framework, is the municipality reporting monthly its progress in implementing its FRP to the Provincial Executive? 	<input type="text" value="Yes"/>
6.9.3	<ul style="list-style-type: none"> If the municipality has an FRP, with effect from 01 April 2023, parallel to submitting its monthly FRP progress report to the Provincial Executive, has the municipality also submitted the FRP progress report to the National Treasury: Municipal Financial Recovery Service (MFERS) timeously via the GoMuni Upload Portal https://uploadportal.treasury.gov.za/ 	<input type="text" value="Yes"/>
6.9.4	<p>Note: If the municipality has an FRP, it must ensure that the Municipal Financial Recovery Service (MFERS) progress report is submitted to the Provincial Executive and the National Treasury.</p>	<input type="text" value="Yes"/>
6.10	<p>Provincial Treasury Note: Provincial Treasury's completion of municipal submissions – in terms of sections 3 and 74 of the MFMA, with effect from 01 April 2023, is required municipalities only that are part of the Municipal Debt Relief, whether:</p>	<input type="text" value="Yes"/>
6.10.1	<ul style="list-style-type: none"> has the relevant Provincial Treasury (delegated) / National Treasury (non-delegated) monthly monitored the municipality's compliance in terms of these conditions? 	<input type="text" value="Yes"/>

Municipality budgeted for the acquisition of meters under its operational budget.

6.10.2	<p>- has the Head of the relevant Provincial Treasury (delegated) monthly certified the municipality's compliance to these conditions, to the National Treasury's satisfaction as envisaged in the conditions for provincial treasuries (refer paragraph 4.1.1 to 4.1.5 of MFMA Circular no. 124) and timeously uploaded the compliance certificate via the GoMuni Upload Portal https://uploadportal.treasury.gov.za/?</p> <p><i>Note - In the case of a non-delegated municipality the National Treasury to issue the compliance certificate</i></p>	Yes
6.10.3	<p>- has the Provincial Treasury failed to rectify any provincial treasury non-compliance with any of the conditions for provincial treasuries (refer paragraph 4.1.1 to 4.1.6 of MFMA Circular no. 124) within one month of the non-compliance occurring?</p> <p><i>Note - If the PT failed to rectify such non-compliance and the compliance certificate is not submitted to the municipality by the municipality by the 31st of March, it is a failure.</i></p>	No
6.11	<p>(Limitation on municipality borrowing powers - has the municipality borrowed since its initial or any subsequent benefit in terms of this municipal debt support programme?)</p> <p><i>Note - There is a penalty for non-compliance with the terms of the municipal debt support programme. It includes the municipality's name being placed on the non-compliance list, the suspension of the municipality's borrowing powers and the requirement to pay a fine. The municipality must also submit a report to the National Treasury on the reasons for non-compliance and the steps taken to rectify the non-compliance. The penalty for non-compliance is a fine of up to R10 million.</i></p>	No
6.12	<p>For the duration of the Municipal Debt Relief (to ensure proper management of resources):</p>	
6.12.1	<p>- has the municipality apportioned and ring-fenced in a sub-account to its primary bank account - (a) all electricity, water and sanitation revenue the municipality collects in any month; and (b) the component of the Local Government Equitable Share (LGES) the municipality earmarked to provide free basic electricity, water and sanitation?</p>	Yes
6.12.2	<p>- has the municipality during the month first applied the revenue in the sub-account (required per paragraph 6.12.1) to pay its current Eskom account and then secondly its bulk water current account before it applied the revenue in the sub-account for any other purpose?</p> <p><i>Note - If the municipality has not applied the revenue in the sub-account to pay its current Eskom account and then secondly its bulk water current account before it applied the revenue in the sub-account for any other purpose, it is a failure.</i></p>	Yes
6.13	<p>Supporting evidence: Has the municipality submitted a copy of the monthly bank statement of its ring-fenced bank account to the National Treasury and provincial treasury aligning to its MFMA 5.7.1 statement collected revenue.</p> <p>Accounting Treatment: Has the municipality fully accounted for and correctly reported on the write-off of its Eskom arrears debt (debit existing as on 31 March 2023) as per any written instruction of the National Treasury; Office of the Accountant General issued for Municipal Debt Relief to date?</p> <p><i>Note - to include accounting for any related benefits (e.g. interest suppression, etc.) and alignment with MSCOA.</i></p>	Yes
6.14	<p>MERSA License: Has the municipality during the month failed to comply with any condition of the Municipal Debt Relief?</p> <p><i>Note - The municipality must comply with the conditions of the MERSA License. If the municipality fails to comply with any condition of the MERSA License, it is a failure.</i></p>	No

PT: HOD/ NT/ MIM Name:

Mr D.E. Welgemoed

Signature of HOD/ NT/ MIM:



Date:

14/10/2024

Note - If the official is signing on behalf of the Head of the Provincial Treasury (HOD) Municipal Manager, the written procurement of the HOD/ MIM must be attached as an Annexure to this Certificate of Compliance.

Note - The Signed Certificate to be uploaded in eGems must not include comments column - comments need to be incorporated into the related PT report

12.3 The August 2024 Provincial Treasury Debt Relief Compliance Assessment



Reference No.: PTR 16/1/3
Enquiries: Steven Kenyon

Private Bag X9165
CAPE TOWN
8000

Ms O Gaarekwe
Acting Deputy Director-General
Intergovernmental Relations
National Treasury
40 Church Square
PRETORIA
0001

AND

Mr D Welgemoed
Municipal Manager
Beaufort West Municipality
Private Bag X582
BEAUFORT WEST
6970

Per email: Ogalaletseng.Gaarekwe@gov.za; RevenueManagement@treasury.gov.za;
paul@mfip.gov.za; Jan.Hattinsh@treasury.gov.za; marli@mfip.gov.za;
derickw@beaufortwestmun.co.za; valenciaa@beaufortwestmun.co.za

Dear Ms Gaarekwe and Municipal Manager

MFMA CIRCULAR NO. 124 - PROVINCIAL TREASURY CERTIFICATION OF MUNICIPAL COMPLIANCE OF WC053 BEAUFORT WEST MUNICIPALITY DURING AUGUST 2024

The National Treasury approved the debt relief application of Beaufort West Municipality with effect 1 July 2023. August 2024 constitutes the 2nd month of the Municipality's second 12-month debt relief compliance cycle. The Western Cape Provincial Treasury monitored and assessed the Municipality's compliance with all the debt relief conditions during August 2024. This letter provides an overview of the Provincial Treasury's assessment of the Municipality's compliance with the programme's conditions.


● Condition 6.1 - Municipality non-compliance

In terms of the National Treasury (NT) approval, the Municipality must comply with conditions 6.1 - 6.14 of MFMA Circular No. 124 read together with the additional conditions specific to the Municipality set-out in its National Treasury debt relief approval letter. From the Provincial Treasury's assessment, the Municipality achieved 95 per cent average compliance with the MFMA Circular No. 124 conditions during August 2024. Refer to the performance sheet in the table below that shows the Municipality's overall relief compliance



performance across the first two months of its second debt relief cycle. Considering the Municipality's consistent and timely payment of Eskom accounts as well as the overall debt relief performance since 1 July 2023. The Provincial Treasury is of the view that the Municipality is currently on track with debt relief compliance.

WC053 Beaufort West Municipality overall relief performance from 1 July 2024 up to and including August 2024:

		National Treasury Municipal Debt Relief MFMA Circular No. 124 Municipal Finance Management Act No. 56 of 2003										Province WC Code: WC053 District: Central Karoo Code Description: Beaufort West																																
Monthly Performance Report																																												
Municipal Details			Part A Eskom And Bulk water current account				Part B Compliance with a funded MTREF				Part C PRPBFP & Tariff Assessment				Part D Electricity and water as collection tools				Part C Quarterly collection of property rates and services charges				Part C Maximization of Revenue Base		Part E Oversight								Part F Compliance Status											
Month	Code Descr	Code	C1	C2	C3	C4	C5	C6	C7	C8	C9	C10	C11	C12	C13	C14	C15	C16	C17	C18	C19	C20	C21	C22	C23	C24	C25	C26	C27	C28	C29	C30	C31	C32	C33	C34	C35	C36	C37	C38	C39	C40	Score	
1 July	Beaufort West	WC053	Yes	Yes	No	Yes	No	No	Yes	Yes	Yes	Yes	Yes	Yes	Yes	Yes	Yes	Yes	No	Yes	No	Yes	No	No	Yes	Yes	Yes	Yes	Yes	Yes	Yes	Yes	Yes	Yes	Yes	Yes	Yes	Yes	Yes	Yes	Yes	Yes	85%	
2 August	Beaufort West	WC053	Yes	Yes	Yes	Yes	Yes	Yes	Yes	Yes	Yes	Yes	Yes	Yes	Yes	Yes	Yes	Yes	Yes	Yes	Yes	Yes	Yes	Yes	Yes	Yes	Yes	Yes	Yes	Yes	Yes	Yes	Yes	Yes	Yes	Yes	Yes	Yes	Yes	Yes	Yes	Yes	Yes	96%

As we enter the second month of the second cycle of the Municipal Debt Relief programme, it is crucial for Beaufort West Municipality to build on the progress made during the initial 12-month period. The National Treasury has emphasized that Eskom will only consider writing off arrear debt if the Municipality demonstrates consistent compliance with all conditions for a consecutive 12-month period. Therefore, the Municipality is encouraged to maintain and improve its compliance across all performance areas to ensure continued eligibility for debt relief.

● **Condition 6.2 - Application-based supported by Council's resolution**

The Municipality's application was endorsed by the Council and approved by National Treasury, subject to addressing specified gaps. All of these have subsequently been addressed.

● **Condition 6.3 - Maintaining the Eskom bulk current account.**

The Municipality has made all bulk account payments timeously. **However, alignment of data strings to proof of payments and invoices is still a challenge for the Municipality as discrepancies were identified between the two sources for electricity payments.** The Provincial Treasury has been closely engaging and monitoring the Municipality in this regard to facilitate full compliance going forward. The Municipality indicated that the differences identified between the deposits and withdrawals will be corrected in next month's reporting.

● **Condition 6.4 - A funded MTREF**

For purposes of the August 2024 compliance certificate, the Provincial Treasury assessed the compliance of the Municipality's tabled 2024/25 MTREF. The PT confirms its communication and related engagement with Beaufort West Municipality on 7 May 2024, to the effect that the 2024/25 MTREF tabled to council is **not** funded. The Municipality has a Financial Recovery Plan in place, and therefore does not need to adopt a separate Budget Funding Plan.

● **Condition 6.5 - Cost reflective tariffs**

The Municipality submitted its completed NT Tariff Tool for the 2024/25 MTREF.

- **Condition 6.6 - Electricity and water as collection tools**

The Municipality met the requirements for this condition except for the restriction and or interruption of water supply to defaulting consumers or property owner. The Municipality indicated that the majority of their meters are still conventional credit meters, capacity and financial constraints at the Municipality contribute to the low execution of this condition. PT will continue to engage them to ensure that they align to the requirements of MFMA Circular No. 124. The Municipality indicated that NT has not responded to the RT29 transversal tender clarification issue on smart pre-paid water meters as per debt relief conditions vs the conventional meters as stipulated in the tender.

- **Conditions 6.7 - Maintain a minimum average quarterly collection of property rates and services charges**

It is not end of quarter yet; however, the Municipality has achieved a collection rate of 86 per cent in August a 2 per cent drop when compared to the 88 per cent achieved in July 2024.

- **Condition 6.8 - Completeness of the Revenue Base**

The Municipality did not submit the property rates reconciliation tool.

- **Condition 6.9 - Monitor and Report on compliance** The Western Cape Provincial Treasury's assessment included confirming that the MFMA S71 narrative statement and mSCOA data strings for July 2024 was uploaded to the GoMuni portal and that the Statement fully aligns to the MFMA S71 Statement published on the Municipality's website. The MFMA S71 Statement was also assessed against the Municipal Budget- and Reporting Regulations, 2009 (MBRR) and the National Treasury MFMA S71 reporting guidance issued to debt relief municipalities on 10 May 2024 read in conjunction with paragraphs 9(i) to 9(ix) of the NT debt relief approval letter.

The assessment confirmed that the MFMA S71 narrative statement included the following information:

MFMA S71 Statement component		Compliance (Yes/No)
1.	The Budget Performance Overview (paragraph 4) of the MFMA S71 statement explicitly advised on the Municipality's progress in implementing the Municipality's budget and (where relevant also the budget funding plan) – where implementation is slow, the statement advised explicitly on progress, challenges and corrective actions.	Yes
2.	The conclusion (paragraph 14) of the MFMA S71 statement explicitly advised as part of the MFMA Circular No. 124: Condition 6.9 reporting - i. Any risk associated; and ii. The mitigating factors. with the implementation of the Municipality's Budget Funding Plan and/or Funded Budget.	Yes
3.	Annexure B of the MFMA S71 statement included the following debt relief reporting components	
3.1.1	The Municipality's MFMA Circular No. 124 self-assessment.	Yes
3.1.2	The self-assessment (refer 3.1.1 above) was included in the format of MFMA Budget Circular No. 12B (Annexure B) .	Yes
3.2	The Municipality's overall relief compliance across the months of its debt relief participation since its National Treasury debt relief approval effective date	Yes
3.3	The latest Provincial Treasury debt relief compliance certificate and report issued to the Municipality.	Yes

MFMA S71 Statement component		Compliance (Yes/No)
3.4.1	The Municipality's revenue collection performance: <ul style="list-style-type: none"> i. the overall performance graph; ii. Summary worksheet; and iii. Collection per ward indicating who supplies electricity in the ward 	Yes
3.4.2	The revenue collection performance information (refer 3.4.2) was included in the format of MFMA Budget Circular No. 128 (Annexure D) .	Yes
3.5.1	The indigent management information	Yes
3.5.2	The indigent management information was included in the format of MFMA Budget Circular No. 128 (Annexure C) .	Yes
3.6.1	The summary of the Municipality's property rates reconciliation undertaken in the National Treasury format.	Yes
3.6.2	The Municipality's progress during the month against its planned corrective action to address any variances evident from the property rates reconciliation.	Yes
3.7.1	Any Eskom and Water (if the Municipality has the Water function) Bulk current account invoice(s) due and payable during the month of reporting	Yes
3.7.2	The Municipality's proof of payment of any such Eskom and/or Water Bulk current account invoice(s) during the month of reporting.	Yes
3.7.3	The Municipality's reconciliation statement for electricity and water (if it has the function) aligning to the MFMA S71 mSCOA data strings upload.	No
3.8	Recommendations noting explicitly the aforementioned debt relief reporting to the Mayor and/or Mayoral Committee meeting	Yes

The Municipality has integrated its monthly debt compliance reporting into its MFMA S71 narratives as required and demonstrated its commitment to continuous improvement and adherence to the set of conditions. The Municipality's MFMA Circular No. 124 self-assessment indicated several non-compliance issues. The remedial actions undertaken to achieve compliance and the timeframes thereof outlined in the MFMA S71 report are noted and monitored by the Provincial Treasury.

● **Condition 6.10 - Provincial Treasury certification of municipal compliance**

Provincial Treasury closely monitors compliance with the conditions of the Municipal Debt Relief Programme, and this letter is submitted in fulfillment of the PT's role in certifying compliance of the Municipality.

● **Condition 6.11 - Limitation on Municipal borrowing powers**

The limitation on Municipality borrowing powers and the prohibition of borrowing during debt relief periods form a dual regulatory framework aimed at ensuring fiscal responsibility. Compliance necessitates meticulous scrutiny of borrowing activities to ascertain adherence to authorized limits and program guidelines. These measures, while promoting sustainable debt management, also stabilize the Municipality's financial standing, prevent over-leveraging, and mitigate immediate financial strain. Adhering to these regulations is paramount for maintaining creditworthiness, mitigating financial risks, and safeguarding the Municipality's long-term financial health. Thus, robust oversight and adherence to regulatory frameworks are imperative for prudent financial governance and sustained fiscal resilience.

The Municipality has complied with this condition since its debt relief effective date of 1 August 2023, to date.

- **Condition 6.12 - Proper management of resources and Condition 6.13 - Accounting Treatment**

It is noted that during February 2024, the National Treasury: Office of the Accountant General (OAG) issued the Supplementary Guide to MFMA Circular No. 124 on 21 February 2024. In terms of the guidance, the Municipality no longer has to maintain a separate bank account for debt relief purposes as envisaged in MFMA Circular No. 124 (Condition 6.12), however, irrespective of whether a Municipality decides to discontinue a separate bank account, ring-fencing for debt relief purposes must be enabled and demonstrated through the Municipality's monthly mSCOA data string submissions.

- **Condition 6.14 - NERSA License**

By having applied for Municipal Debt Relief, the council of a Municipality that during the duration of the Municipal Debt Relief programme fails to comply with any condition of the Relief, agreed to make an application to NERSA to voluntarily revoke the Municipality's license in terms of section 17 of the Electricity Regulation Act, 2006 (Act No. 4 of 2006). It is noted that this condition will only come into effect if the Municipality's participation in the debt relief programme is terminated.

Provincial Treasury Compliance Certification

The Provincial Treasury certifies that it monitored and assessed WC053 Beaufort West Municipality's compliance against the MFMA Circular No. 124 conditions and NT debt relief approval letter as set-out below in the PT's compliance certificate for the Municipality in relation to the period 1 - 31 August 2024:

Annexure A2 - Monthly		Notes/Comments
<p>National Treasury Municipal Debt Relief MFMA Circular No. 124 Municipal Finance Management Act No. 58 of 2003</p> <p>Western Cape Provincial Treasury</p> <p>Certificate of Compliance: Municipal Debt Relief Conditions for Application</p> <p>Period: Aug'24 202408 WC053</p> <p>National Financial Year: _____ Demarcation Code of Municipality being assessed: _____ District: _____ Demarcation Description: CENTRAL KAROO BEAUFORT WEST</p> <p>I, Juthika Gabaresha, hereby certify that the provincial treasury monitored the compliance against the conditions of Municipal Debt Relief as set-out in MFMA Circular No. 124 and that the Provincial Treasury is satisfied and certifies that the said municipality fully complies with the conditions as set-out in the table below.</p>		
Municipal Debt Relief Conditions (Monthly reporting)		
6.1.1	Has the municipality paid its bulk water current account within 30 days of receiving the relevant invoice (this applies to all municipalities, including metros)?	Yes
6.1.2	Has the municipality submitted the supporting evidence of the bulk water current account payment to the National Treasury, the Water Board and/ or Water Trading Entity within 1 day of making any such payment (in PDF format) via the GoMuni Upload Portal https://uploadportal.beaufortwest.gov.za/ ?	Yes
6.1.3	Does the amount of the bulk water current account payment as per the proof of payment reconcile to the amount recorded on the financial system as per the mSCOA data string and the section 41(2) MFA statement of the Water Board and/ or Water Trading Entity?	Yes
6.2.1	Has the municipality paid its bulk water current account within 30 days of receiving the relevant invoice (this applies to all municipalities, including metros)?	Yes
6.2.2	Has the municipality submitted the supporting evidence of the bulk water current account payment to the National Treasury, the Water Board and/ or Water Trading Entity within 1 day of making any such payment (in PDF format) via the GoMuni Upload Portal https://uploadportal.beaufortwest.gov.za/ ?	Yes
6.2.3	Does the amount of the bulk water current account payment as per the proof of payment reconcile to the amount recorded on the financial system as per the mSCOA data string and the section 41(2) MFA statement of Eskom?	Yes
6.3	Compliance with a funded MTRF - (Grantee from drop down has the MTRF in interest)	No
6.4	Is the municipality's MTRF funded and aligning to the National Treasury's Budget Funding Guidelines - https://mfma.treasury.gov.za/budgeting/gar/funding_bsfk ?	No
6.4.1	Has the municipality budgeted for any operating surplus on the A1 Schedule (Table A4 - Budgeted Financial Performance) of the Municipal Budget and Reporting Regulations?	Yes
6.4.2	Has the municipality made adequate provision for debt impairment (considering the actual collection of revenue and property rates during the 22 months immediately preceding the tabling of the budget) on the A1 Schedule (Table A4 - Budgeted Financial Performance) of the Municipal Budget and Reporting Regulations?	Yes

10	6.4.1	<p>Does the municipality have adequate provision for depreciation and asset impairment (considering its asset register and physical state of assets) on the A1 Schedule) Table A4 - Budgeted Financial Performance) of the Municipal Budget and Reporting Regulations?</p>	Yes
11	6.4.2	<p>- If the municipality's MTRF is not funded, has it tabled and adopted a credible Budget Funding Plan as part of the MTRF budget (refer item 9.3 of MFMA Budget Circular no. 122, 09 December 2022)?</p>	There is an FRP
12	6.4.2	<p>- If the municipality's MTRF is not funded and it has an FRP per the legislative framework, does the existing FRP incorporate a credible Budget Funding Plan (will the FRP give effect to a funded MTRF over the period of the FRP) - aligning with the principles of a budget funding plan as envisaged in item 9.3 of MFMA Budget Circular no. 122, 09 December 2022)? <i>Note - only if the municipality does not have an FRP, mark "N/A" in selector from the dropdown list.</i></p>	Yes
13	6.4.2	<p>- Does the municipality's annual and monthly cashflow projections included on the A1 Schedule (Table A7 - Budgeted Cash Flows and Supporting Table SA 30 - Budgeted Monthly Cash Flows) of the Municipal Budget and Reporting Regulations aligns with and gives effect to the municipality's Budget Funding Plan strategy (or the FRP strategy) and related seasonal trends (for example higher winter Eskom tariffs, lower January collection rates, etc.)?</p>	Yes
14	6.5	<p>Cost reflective tariffs - (excluding metros) has the municipality included its completed tariff tool (refer MFMA Circular no. 98 and item 5.2 of MFMA Budget Circular no. 122) as part of the municipality's annual tabled and adopted MTRF submissions with effect the tabling of the 2023/24 MTRF?</p>	Yes
15	6.6	<p>Electricity and water a collection tools - Has the municipality, with effect from the tabling of the 2023/24 MTRF, demonstrated, through its by-laws and budget related policies, that:</p>	
15	6.6.1	<p>- the municipality issues a consolidated monthly bill to all consumers/property owners in terms of which all partial payments received are allocated in the following order of priority: firstly, to property rates, thereafter to water, wastewater, refuse removal and lastly to electricity?</p>	Yes
16	6.6.2	<p>- the municipality disconnects electricity services and/or block the purchasing of pre-paid electricity of any defaulting consumer/property owner unless the defaulter already registered as an indigent consumer with the municipality?</p>	Yes
17	6.6.3	<p>- the municipality is restricting and/or interrupting the supply of water or any defaulting consumer/property owner unless the defaulter already registered as an indigent consumer with the municipality? Note: In terms of this condition the municipality must undertake such restriction/interruption of water together with the municipal engineer(s) to ensure a minimum supply of water.</p>	No
18	6.6.4	<p>- if the defaulting consumer/property owner is registered as an indigent consumer with the municipality, is the monthly supply of electricity and water to that consumer/property owner physically restricted to the monthly national basic free electricity- and water limits of 50 kilowatt electricity and 6 kilolitres water, respectively? <i>Note - the municipality's monthly MFMA s.21 statements must include as next of its narrative the indigent information in the attached MFMA report.</i></p>	Yes

The Municipality has indicated that only 20% of the water meters are pre-paid meters the rest is conventional meters and it doesn't have the capacity to restrict water. The Municipality also indicated that Smart pre-paid water meters is the solution however the R129 transversal tender issue has not been responded to by NT.

6.0	Supporting evidence: - Municipal Property Valuation or Operational Items - a large budget statement submitted to the municipality (Municipal Property Valuation or Operational Items) and by the respective municipalities.		
6.7	Maintain a minimum average quarterly collection of property rates and services charges - - Has the municipality achieved a minimum of 80 per cent average quarterly collection of property rates and service charges with effect from 01 April 2023 and 85 per cent average quarterly collection with effect from 01 April 2024 during any quarter - demonstrated in the MFMA s.71 monthly and quarterly statements and mSCOA data strings uploaded via the GoMuni Upload Portal?	Not yet end of quarter	As per report from Municipality 86% was recorded for August 2024 a 2% reduction from July rate
6.7.1	- If the response in 6.7.1 is "No" and the municipality is unable to achieve the minimum average quarterly collection as per paragraph 6.7.1, has the municipality demonstrated to the satisfaction of National Treasury the following: - the underperformance directly relates to Eskom supplied areas where the municipality does not have electricity as a collection tool and that the average quarterly collection of the municipality (excluding Eskom supplied areas) equals the required quarterly average collection set out in paragraph 6.7.1. - the municipality for technical engineering reasons is unable to physically restrict and/or limit the supply of water in the Eskom supplied area(s)? - the municipality before 01 February 2024 attempted to enter into a service delivery agreement with Eskom for purposes of municipal revenue collection in the Eskom supplied area(s) as envisaged in sections 76 to 78 of the Municipal Systems Act, 2000 and that such failed and the reasons for the failure? - The municipality has progressively installed smart pre-paid meters in the municipality supplied areas to improve its collection and only then, on an individual case-by-case basis, considered writing off the debt of its customers, within its normal credit control process? - Has the municipality adopted a policy to install any new electricity connection in the demarcated area with effect the 2023/24 MTRF with a smart pre-paid meter?	not yet the end of a quarter	
6.7.2		not yet the end of a quarter	
6.7.2.1		not yet the end of a quarter	
6.7.2.2		not yet the end of a quarter	
6.7.2.3		not yet the end of a quarter	
6.7.3		No	Municipality has not provided progress report to verify if smart pre-paid meters have been installed, however, a report on pre-paid water meters was submitted with August report. Also, the Municipality indicated that it awaited a response from NT on the RT29 procurement process for inclusion of smart pre-paid meters.
6.7.4		Yes	
6.7.5		Yes	The budget for pre-paid meters is reflected under operational budget according to the Municipality, however, did not specify whether it is for smart pre-paid. The Municipality is referring us to a meeting that was held on the 30th April 2024 where it was agreed that either of the budgets could be used for pre-paid meter installation, hence the change to a Yes in this reporting month. NT to advise on the resolutions of those meetings.
6.8	Municipality's Completeness of the revenue base		
6.8.1	- Has the municipality demonstrated through the National Treasury property rates reconciliation tool that the municipality's billing system perfectly aligns to its Council approved General Valuation Roll (GVR) and/ or any subsequent supplementary GVR compiled by the registered municipal valuer? - If the response in 6.8.1 is "No", has the municipality demonstrated the steps taken to correct the variances identified? Note: - monthly progress against the action plan to address variances to be included as part of the municipality's debt relief compliance reporting in the MFMA s.71 statement	Yes	
6.8.1.1	- For the latest ending Quarter - Has the municipality submitted its completed billing system, GVR and/or interim GVR reconciliations required in terms of paragraph 6.8.1 to the National Treasury quarterly (refer MFMA Circulars no. 93, 98, 107 and 108) to the upload portal on https://uploadportal.treasury.gov.za/ ?	Yes	

Monitor and report on implementation –		
1.9	6.9.1	<p>MFMA section 71 reporting – has the municipal council and senior management team instituted processes to monitor and enforce accountability for the implementation of the municipality's funded Budget and Budget Funding Plan where relevant?</p> <p>Yes</p>
2.0	6.9.2	<p>- If progress is slow in terms of paragraph 6.9.1, is the active intervention evident from the narratives supporting the municipality's monthly MFMA section 71 reporting and recorded on the financial system as per the mSCOA data string?</p> <p>Note – <i>error/typos in COA must refer to 6.9.1</i></p> <p>Yes</p>
3.1	6.9.3	<p>- Municipalities with financial recovery plans (FRP) – if the municipality has a FRP as envisaged in the prevailing local government legislative framework, is the municipality reporting monthly its progress in implementing its FRP to the Provincial Executive?</p> <p>Yes</p>
3.2	6.9.4	<p>- If the municipality has an FRP, with effect from 01 April 2023, parallel to submitting its monthly FRP progress report to the Provincial Executive, has the municipality also submitted the FRP progress report to the National Treasury: Municipal Financial Recovery Service (MFRS) timously via the GoMuni Upload Portal https://go.muni.gov.za?</p> <p>Note – <i>in the case of a non-delegated municipality the National Treasury to issue the compliance certificate</i></p> <p>Yes</p>
3.3	6.10	<p>Provincial Treasury role – Provincial Treasury certification of municipal compliance in terms of paragraph 6.9.1, 6.9.2, 6.9.3, with effect from 01 April 2023, is completed on a monthly basis and reported through the eProcure system.</p>
3.4	6.10.1	<p>has the relevant Provincial Treasury (delegated) / National Treasury (non-delegated) monthly monitored the municipality's compliance in terms of these conditions?</p> <p>Yes</p>
3.5	6.10.2	<p>- has the Head of the relevant Provincial Treasury (delegated) monthly certified the municipality's compliance to these conditions, to the National Treasury's satisfaction as envisaged in the conditions for provincial treasuries (refer paragraph 4.1.1 to 4.1.5 of MFMA Circular no. 124) and timously uploaded the compliance certificate via the GoMuni Upload Portal https://go.muni.gov.za?</p> <p>Note – <i>in the case of a non-delegated municipality the National Treasury to issue the compliance certificate</i></p> <p>Yes</p>
3.6	6.10.3	<p>- has the Provincial Treasury failed to rectify any provincial treasury non-compliance with any of the conditions for provincial treasuries (refer paragraph 4.1.1 to 4.1.6 of MFMA Circular no. 124) within one month of the non-compliance occurring?</p> <p>Note – <i>in the case of a non-delegated municipality the National Treasury to issue the compliance certificate</i></p> <p>No</p>
3.7	6.11	<p>Limitation on municipality borrowing powers - has the municipality borrowed since its initial or any subsequent benefit in terms of this municipal debt support programme?</p> <p>No</p>

6.12	For the duration of the Municipal Debt Relief (to ensure proper management of resources):				
6.12.1	- has the municipality apportioned and ring-fenced in a sub-account to its primary bank account – (a) all electricity, water and sanitation revenue the municipality collects in any month; and (b) the component of the Local Government Equitable Share (LGEs) the municipality earmarked to provide free basic electricity, water and sanitation?	Yes			
6.12.2	- has the municipality during the month first applied the revenue in the sub-account (required per paragraph 6.12.1) to pay its current Eskom account and then secondly its bulk water current account before it applied the revenue in the sub-account for any other purpose?	Yes			
	Note: Only if revenue in the 2020's statements will it be required to report to the Minister of Finance upon the municipality's compliance with the provisions of the MPRSA s.71				
6.13	Supporting evidence: Has the municipality submitted a copy of the monthly bank statement of its ring-fenced bank account to the National Treasury and provincial treasury aligning to its MPRSA s.71 statement collected revenue.	Yes			
6.13	Accounting Treatment: has the municipality fully accounted for and correctly reported on the write-off of its Eskom arrear debt (debt existing as on 31 March 2023) as per any written instruction of the National Treasury, Office of the Accountant General issued for Municipal Debt Relief to date?	Yes			
	Note: - to include accounting for any related benefit (e.g. interest suppression, etc) and alignment with MSCOA				
6.14	MERSA License - has the municipality during the month failed to comply with any condition of the Municipal Debt Relief?	No			
	Note: In applying for Municipal Debt Relief as stated in paragraph 3.1 of MPRSA s.71, the council of a municipality must, during the duration of the Municipal Debt Relief, prepare and submit to the National Treasury, Office of the Accountant General, a copy with any conditions of the MERSA license to apply to MERSA to enable the municipality to receive in full the benefit of section 71 of the Municipal Finance Act, 2008 (MFA) no. 42 of 2008. Any such conditions must be approved by the relevant provincial treasury department in compliance with section 3 of the Municipal Finance Act, 2008, including the relevant provincial treasury department during with the Municipal Finance Act, 2008 and National Treasury Act, 2008. In terms of any conditions of government's order it requires to be met, Eskom and any other party to ensure its report correct and it is collected in full and in accordance with the MERSA license, correct that is the subject of the report.				

The Western Cape Provincial Treasury's assessment and compliance certificate confirm that Beaufort West Municipality during August 2024 did not fully comply with all the MFMA Circular No. 124 conditions as elaborated on above. The Municipality is commended for improving its overall compliance average to 95 per cent but must still address the remaining non-compliance matters. The Municipality is urged to strengthen its implementation of the relief conditions to fully benefit from the relief.

The Provincial Treasury continues to appreciate the opportunity that the Municipal Debt Relief Programme provided to municipalities and is committed to supporting our municipalities to ensure that they comply with the conditions of the programme in order to derive the full benefit.

Yours sincerely


MS J GANTANA
HEAD OFFICIAL: PROVINCIAL TREASURY

Cc: ²⁰²⁴⁻⁰⁹⁻³⁰ The Executive Mayor: Mr Botha - bwmmayor@beaufortwestmun.co.za
Municipal CFO: Mr M Ntlengethwa - mehlulin@beaufortwestmun.co.za
Rehaz Abramia: Senior Manager Revenue Management - AbramiR@eskom.co.za
Atika Brey: Senior Manager Finance Cape Coastal Cluster - BreyA@eskom.co.za
Unathi Yaso: Middle Manager Finance Cape Coastal Cluster - YasoUN@eskom.co.za
MFMA Coordinator: Steven Kenyon - Steven.Kenyon@westerncape.gov.za
Director-General: Department of Cooperative Governance: Mr Mbulelo Tshangana - Zandilez@cogta.gov.za
CEO: SALGA: Sithole Mbanga - hmazibuko@salga.org.za

iii) Collection per ward indicating who supplies electricity in the ward

Complete This Section		Quarter 1 Performance Per Ward															
Services	Electricity Supplier	Ward Name & Number	1 July			2 August			3 September			Billing	Collection	% Collection	Q1		
			Billing for June to July	Real Value of Billing not collected	% Collection	Billing for July	Real Value of Billing not collected	% Collection	Collection for August to September	Real Value of Billing not collected	% Collection						
Property Rates Tax	Electricity	Election Ward 1	74,619	21,104	77%	229,387	78,303	151,084	34%	273,954	183,946	90,000	67%	577,960	315,764	262,186	55%
			1,551,691	319,337	79%	902,709	788,977	113,732	87%	1,021,542	1,176,733	0	115%	3,475,340	3,198,065	2,772,877	92%
			36,505	80,716	188%	55,397	54,258	1,140	96%	41,186	44,786	0	109%	131,008	197,819	194,731	126%
Waste Water	Refuse	Election Ward 1	116,109	85,628	26%	96,707	20,971	75,736	22%	72,000	29,020	42,979	40%	284,816	86,474	204,443	28%
			143,512	89,838	37%	125,239	35,173	90,065	28%	131,213	44,448	86,765	34%	399,963	133,296	266,668	33%
			136,406	37,745	28%	140,236	4,799	135,437	3%	140,245	9,973	130,272	7%	416,897	53,516	364,370	13%
Property Rates Tax	Electricity	Election Ward 2	1,042,698	330,710	101%	1,582,244	1,305,565	276,679	83%	1,560,500	1,580,097	0	101%	4,185,442	3,943,380	242,662	94%
			4,124,008	3,793,298	92%	3,760,293	3,804,166	0	101%	3,849,216	3,899,996	0	101%	11,733,517	11,497,460	236,667	98%
			257,290	492,983	192%	508,079	516,197	0	102%	538,023	424,260	113,764	79%	1,303,283	1,433,439	180,046	110%
Waste Water	Refuse	Election Ward 2	237,814	242,065	102%	308,918	278,685	30,233	90%	295,021	261,006	34,014	88%	842,753	781,756	59,996	9%
			446,879	426,231	20,647	591,182	503,919	87,263	85%	544,266	457,768	86,498	88%	1,582,238	1,307,938	274,299	86%
			123,004	27,221	22%	131,252	22,978	108,274	18%	130,555	21,890	108,665	17%	384,811	72,089	312,722	39%
Property Rates Tax	Electricity	Election Ward 3	224,343	193,738	30,605	281,013	226,857	54,156	81%	105,536	241,600	0	229%	610,891	662,195	51,304	308%
			1,273,912	1,145,384	128,528	1,079,128	1,085,032	0	104%	1,165,456	1,179,910	0	101%	3,538,497	3,410,327	128,170	97%
			155,572	190,598	123%	181,394	189,217	0	104%	262,874	198,572	64,302	76%	999,139	578,387	214,832	96%
Waste Water	Refuse	Election Ward 3	77,659	51,812	25,827	96,420	59,288	37,132	61%	96,488	53,861	42,628	56%	270,137	166,961	105,166	61%
			154,977	109,104	45,773	191,602	126,859	64,763	66%	206,253	123,901	82,352	60%	552,733	359,844	192,889	65%
			99,668	7,450	8%	102,813	8,341	94,471	8%	93,172	8,266	84,906	9%	294,653	26,087	270,566	8%
Property Rates Tax	Electricity	Election Ward 4	613,101	627,415	102%	937,794	778,543	159,251	83%	858,768	1,054,086	0	123%	2,409,683	2,460,043	50,361	102%
			2,908,450	2,553,817	354,632	2,676,871	2,467,250	209,621	92%	1,377,824	2,285,241	0	166%	6,983,145	7,305,309	343,164	105%
			310,325	363,433	117%	637,956	388,052	248,904	61%	621,710	323,895	297,814	52%	1,580,991	1,076,380	493,611	66%
Waste Water	Refuse	Election Ward 4	161,935	133,264	28,671	395,771	151,178	44,593	77%	194,875	150,295	44,581	77%	552,592	434,227	117,895	79%
			332,568	275,714	56,854	399,664	301,379	98,285	75%	394,435	269,183	125,252	68%	1,126,697	846,276	280,421	75%
			177,359	19,321	158,038	201,550	25,109	176,440	12%	97,838	26,530	71,309	27%	476,747	70,960	405,787	15%
Property Rates Tax	Electricity	Election Ward 5	189,355	170,163	13,192	329,802	200,637	129,165	61%	263,540	378,224	0	144%	776,171	740,023	37,693	96%
			1,360,867	1,240,991	120,786	1,181,565	1,224,504	0	103%	1,292,298	957,207	335,092	74%	3,844,720	3,421,791	422,929	89%
			167,929	295,482	0	183,418	357,997	0	195%	1,000,504	196,765	803,740	20%	1,351,851	849,844	502,007	63%
Waste Water	Refuse	Election Ward 5	84,278	53,755	30,523	101,203	65,950	35,252	65%	105,680	64,250	41,429	61%	291,160	183,956	107,205	63%
			174,370	118,315	56,054	200,548	137,369	63,179	68%	225,595	132,305	93,290	59%	600,513	387,989	212,523	65%
			118,796	8,728	110,067	136,012	16,178	119,834	12%	126,997	17,780	109,216	14%	381,805	43,687	338,118	11%
Property Rates Tax	Electricity	Election Ward 6	81,522	25,991	102%	328,939	127,026	1,972	98%	371,930	1,010,018	0	-1124%	200,731	263,176	62,461	146%
			402,069	410,411	60%	394,030	394,030	0	100%	97,919	350,461	21,458	94%	1,188,026	1,155,232	32,786	99%
			71,870	61,775	10,095	154,374	66,728	87,646	43%	111,977	84,911	27,066	76%	338,230	213,414	124,807	63%
Waste Water	Refuse	Election Ward 6	50,482	45,212	2,220	50,300	44,605	20,696	68%	59,620	32,950	26,670	55%	175,852	122,797	52,586	70%
			86,717	44,575	42,142	108,439	56,270	52,169	52%	108,601	55,796	52,804	51%	301,757	156,442	147,115	52%
			85,372	9,880	75,492	87,239	24,359	62,880	28%	74,358	23,900	50,459	32%	207,109	58,119	138,980	24%
Property Rates Tax	Electricity	Election Ward 7	271,438	207,228	64,109	487,666	300,318	187,348	62%	276,606	351,782	0	127%	1,065,720	859,429	176,291	83%
			1,052,343	917,769	134,574	662,508	885,214	0	134%	920,553	885,690	34,863	96%	2,636,404	2,488,673	147,731	102%
			176,872	161,851	15,021	141,177	115,499	25,679	82%	131,167	131,912	0	101%	449,215	400,262	30,953	91%
Waste Water	Refuse	Election Ward 7	119,290	80,130	33,152	119,274	66,871	83,403	44%	170,565	84,088	86,477	49%	434,130	331,099	203,023	53%
			217,897	160,769	57,128	283,416	142,296	141,120	50%	332,655	184,441	148,214	55%	833,968	487,506	346,482	58%
			169,982	26,246	143,735	177,757	13,961	163,797	8%	164,256	22,592	141,664	14%	511,895	63,799	449,136	12%

12.5 MFMA Circular 124 – Condition 6.8 (Completeness of the revenue base)

The Beaufort West Municipality implemented a new valuation roll on the 1st of July 2024. The municipality at this point is still busy with a reconciliation between financial system and the new General Valuation Roll (GVR) to ensure that there is alignment between the two.

The municipality will submit the property rates reconciliation tool as well as the remedial action or steps to be taken if any variances are identified between the financial system and the new General Valuation Roll (GVR).

12.6 MFMA Circular 124 – Condition 6.3 (Maintain the Eskom bulk current account) and Condition 6.12 (Proper Management of Resources)



MUNISIPALITEIT / MUNICIPALITY

BEAUFORT-WES/BEAUFORT WEST/BHOBHOFULO

Kantoor van die Munisipale Bestuurder / Office of the Municipal Manager

MAGTIGING VIR BETALING

Hiermee verleen ek **D.E WELGEMOED, MUNISIPALE BESTUURDER,**
goedkeuring vir die betaling van

.....

aan

.....

D.E WELGEMOED
MUNISIPALE BESTUURDER

GOEDKEUR	
NIE GOEDGEKEUR	
GOEDKEUR	
NIE GOEDGEKEUR	

AUTHORISATION FOR PAYMENT

I **D.E WELGEMOED, MUNICIPAL MANAGER,** grant approval

TO: NEWATER(WATER & WASTE WATER ENGINEERING)

PAYMENT FOR: PURCHASE OF WATER: RECYCLING PLANT : R 663,742.43

VERIFIED	
NOT VERIFIED	



D.E WELGEMOED
MUNICIPAL MANAGER

APPROVED	
NOT APPROVED	



**MUNISIPALITEIT / MUNICIPALITY / UMASIPALA-WASE
BEAUFORT-WES / BEAUFORT WEST / BHOBHOFOLO**

**DEPARTEMENT VAN DIE DIREKTEUR: INGENIEURSDIENSTE
DEPARTMENT OF THE DIRECTOR: ENGINEERING SERVICES
ISEBE LOMPHATHI OWONGAMELEYO: KWICANDELO LEZENJINELI**

Rig esseblief alle korrrespondensie aan die Munisipale Bestuurder/Kindy address all correspondence to the Municipal Manager/Yonke imbelelwano mayizhunyiswe kuMawili kaMasisipala

Verwysing
Reference
Isalathiso

13/1/27/3

Privaatsak / Private Bag 582
Faks / Fax 023-4152811
Tel 023-4148101

Navrae
Enquiries
Imibuzo

C.B. Wright

E-pos / E-mail : pa.eng@beaufortwestmun.co.za
Birdstraat 61/63 Bird Street
BEAUFORT-WES
BEAUFORT WEST

Datum
Date

02 September 2024

6970

MEMORANDUM: CHIEF FINANCIAL OFFICER

**WATER & WASTE WATER ENGINEERING: ACCOUNT FOR PURCHASE OF
WATER: RECYCLING PLANT: R663,742.43**

Please find attached invoice 433 from NEWater (Water and Waste Water Engineering) for the purchase of purified water from the recycling plant.

For the period 01 to 31 August 2024, a total amount of 33,343.00 kl of water was delivered from the Recycling Plant, at a cost of R17.31 /kl excluding VAT. Costs amount to:
R 663.742.43.

Please pay out NEWater (Water & Waste Water Engineering) against post number **4050-0600-0000: Raw water purchases.**

For your further attention.

**C.B. WRIGHT
SENIOR MANAGER: TECHNICAL SERVICES**


**L. NGOTOLA
DIRECTOR: INFRASTRUCTURE SERVICES**



To: Beaufort West Municipality Private Bag X582 Beaufort West 6970 Attention: Mr C Wright VAT nr: 400 084 6388		From: NEWater (Pty) Ltd P. O. Box 12845 Die Boord 7613 Attention: Mr P Marais VAT nr: 471 021 7383	
Tel: (023) 414 8020 Fax: (023) 415 1373		Tel: (021) 880 1829 Cell: (082) 870 1988	

Invoice Number: 433	Date: 01-Sep-24	Terms: 30 days	Your Reference:	Page: 1
-------------------------------	---------------------------	--------------------------	------------------------	-------------------

Description: Beaufort West Water Reclamation Plant	Total
1. Final Water Invoiced	
Final Water invoiced during August 2024	33,343.00 kl
	Invoiceable Water
	33,343.00 kl
Rate per kl	R17.31
	Sub total
	R577,167.33
	VAT 15%
	R86,575.10
	Sub total (Including VAT)
	R663,742.43



Bank Details: ABSA Stellenbosch Branch Code: 33 44 10 Cheque Account nr: 405 993 1038	Total Due This Invoice R663,742.43
---	--

P. Marais
 Pierre Marais Pr Eng

01-Sep-24
 Date

Opsomming Augustus 2024

DATUM	Inlaetwater Vloeiometer	Overflow Chamber Vloeiometer	RO Water Vloeiometer (kl/dag)	Som van RO Water gelewer (kl)	Final Water Vloeiometer (kl/dag)	Reservoir Vloeiometer (kl/dag)	Loadshedding	Notas
01-Aug-24	3606	657	1,214	1,214	1152	1151	-	
02-Aug-24	3259	216	746	1,960	711	705	-	M/River Leeg Loop
03-Aug-24	3236	1,725	0	1,960	0	0	-	Maturation River Cleaning
04-Aug-24	2966	2,837	771	2,731	591	553	-	Maturation River Filling. Plant Started at 18:00
05-Aug-24	3450	3,120	1,252	3,983	1,496	1,220	-	
06-Aug-24	3794	2,441	1,213	5,196	1,191	1,151	-	
07-Aug-24	3223	2,513	1,205	6,401	1,162	1,122	-	
08-Aug-24	3168	2,002	1,199	7,600	1,146	1,161	-	
09-Aug-24	3753	1,781	1,206	8,806	1,132	1,121	-	Clean UF Feed Tank (OnlyDrained)
10-Aug-24	3710	2,205	1,194	10,000	1,144	1,121	-	
11-Aug-24	3153	1,626	1,198	11,198	1,148	1,137	-	
12-Aug-24	3165	1,937	1,203	12,401	1,146	1,166	-	
13-Aug-24	3834	2,196	1,197	13,598	1,166	1,154	-	
14-Aug-24	3733	1,827	1,200	14,798	1,131	1,138	-	
15-Aug-24	3950	1,843	1,204	16,002	1,149	1,143	-	
16-Aug-24	3490	2,767	1,205	17,207	1,149	1,144	-	
17-Aug-24	3578	2,278	1,209	18,416	1,149	1,151	-	
18-Aug-24	3837	1,440	1,204	19,620	1,150	1,143	-	
19-Aug-24	3830	1,790	1,241	20,861	1,184	1,187	-	
20-Aug-24	4048	1,791	1,215	22,076	1,162	1,148	-	
21-Aug-24	3923	1,714	1,208	23,284	1,155	1,146	-	
22-Aug-24	3519	2,567	1,199	24,483	1,151	1,131	-	
23-Aug-24	3828	2,122	1,200	25,683	1,132	1,139	-	
24-Aug-24	3822	2,555	1,201	26,884	1,155	1,141	-	
25-Aug-24	3824	1,282	1,201	28,085	1,142	1,139	-	
26-Aug-24	3409	1,772	1,200	29,285	1,142	1,133	-	
27-Aug-24	3653	1,800	1,201	30,486	1,148	1,139	-	
28-Aug-24	4401	2,031	1,197	31,683	1,148	1,148	-	
29-Aug-24	3166	1,831	1,208	32,891	1,131	1,137	-	
30-Aug-24	3199	2,139	1,192	34,083	1,081	1,117	-	
31-Aug-24	3154	2,781	1,204	35,287	1,210	1,157	-	
	132,454	61,586	35,287	35,287	35,565	A 33,343		

Opsomming

Finale Water gelewer by Reservoir in Augustus 2024 (A)

33,343

Statement

Date of Statement: 01-Sep-24

<p>To:</p> <p>Beaufort West Municipality Private Bag X582 Beaufort West 6970 Attention: Mr C Wright</p> <p>VAT nr: 400 084 6388</p>	<p>From:</p> <p>NEWater (Pty) Ltd P.O. Box 12845 Die Boord STELLENBOSCH 7613</p> <p>VAT nr: 471 021 7383</p>
<p>Tel: (023) 414 8020 Fax: (023) 415 1373</p>	<p>Tel: (021) 880 1829 Cell: (082) 870 1988</p>

Invoice No	Date Submitted	Amount	Paid	Payment Received
431	01-Jul-24	R 642,621.63	R -642,621.63	01-Aug-24
432	01-Aug-24	R 687,610.32	R -687,610.32	30-Aug-24
433	01-Sep-24	R 663,742.43		

Total Amount Invoiced	Payments Received	Balance Outstanding
R 1,993,974.38	R -1,330,231.95	R 663,742.43

120+ Days	90 Days - 119 Days	60 Days - 89 Days	30 Days - 59 Days	Current - 29 Days
R -	R -	R -	R -	R 663,742.43

P. Marais
 Pierre Marais Pr Eng




Date 01-Sep-24

WAT 240930

EFT Decline Reason	Immediate/Normal	Payment Instruction ID	Payment Due Date	Vendor/Creditor Name	Vendor/Creditor Code	Specialty Deposit Reference	Payment Amount	Vendor/Creditor Bank Account Number	Vendor/Creditor Bank Account Type	Vendor/Creditor Branch Code	Vendor/Creditor Bank Name	Payment Instruction Captured By	Date Captured	Payment Instruction Approved By	Payment Instruction Approved Date	Payment Reference Number
	Normal	19755	10/10/2024	WATER & WASTE WATER ENGINEERING	439	WC055-SCM/439	663 742.43	4059931038	Cheque/Current Account	632005	Alsa Bank	Deslerte Midani	30/09/2024			F109/30/00037503/2024-2025

Private Bag 582
Beaufort West
Beaufort West - 6870

Tel: 023 414 8100
Fax: 023 414 8105
Email: treasury@beaufortwestmun.co.za
Website: www.beaufortwestmun.co.za
VAT Reg:- 4000846388



Payment Instruction Detail

Status - Awaiting Payment Approval									
Payment Instruction Number	Payment Instruction Date	Payment Id	Doc Number	Payment Type	Transaction Type	Cashbook	Payment Due Date	Total Payment Amount	Outstanding Payment Amount
PT09/30/00037503/2024-2025	30/09/2024	37503	15/19755	Normal	Exp - Direct Payment EFT	Nedbank 2025	10/10/2024	R 663 742.43	R 663 742.43

VENDOR DETAILS

Vendor Name	Vendor Number	Bank	Account Number	Branch Code	Account Type	Payment Reference
WATER & WASTEWATER ENGINEERING	SCM/439	Absa Bank	4059931038	632005	Cheque/Current Account	WATER & WASTEWATER ENGINEERING

INVOICE DETAILS

Invoice Number	Vendor / Creditor Number	Vendor Invoice Date	Goods/Service Description	Invoice Amount (excl. VAT)	VAT	Invoice Amount (Incl. VAT) Payment	Reason for Late Payment
SP110/9/00018654/2024-2025	WWW 240910	10/09/2024	Water Services Programme, Water Treatment Project / Water / ACCOUNT FOR PURCHASE OF WATER: RECYCLING PLANT: INV433	R 577 167.33	R 86 575.10	R 663 742.43	

Date: 02/10/2024 Time: 3:45:19 PM

Profile name:	BEAUFORT WEST MUNICIPALITY
Batch reference number:	1889534563
Payment reference number:	000000004848681608
Payment date:	30/09/2024
Payment capture date:	30/09/2024
Payment authorise date and time:	30/09/2024 03:05:58 PM
From account name:	*BEAUFORT WEST MUNICIPALITY
From account description:	*BEAUFORT WEST MUNICIPALITY
From account statement description:	15/19755*WATER & WAS
Beneficiary account number:	4059931038
Beneficiary/ Recipient name:	WATER & WASTEWATER ENGINEERING
Beneficiary statement description:	Beaufort West Municipality
Branch code:	632005
Amount:	663,742.43
Real-time:	No

Additional comments by payer:

View your account to **confirm that you have received this payment.**

- All payments are subject to clearing rules.

Please refer to landing page for cut off times and telephone numbers.

PI 09/30/00037487



**BEAUFORT-WES - BEAUFORT WEST - BHOBHOFOLO
MUNISIPALITEIT - MUNICIPALITY - U MASIPALA WASE**

DEPARTEMENT: FINANSIËLE DIENSTE / DEPARTMENT: FINANCIAL SERVICES

**ELEKTRONIESE BETALING / ELECTRONIC PAYMENT(EFT)
BETALINGSADVIES / PAYMENT VOUCHER**

Tel # 023 414 8100

E-mail: treasury@beaufortwestmun.co.za

BTW/ VAT #: 40008 46 388

Privaatsak/Private Bag 582
Beaufort-Wes/West 6970

DT AAN:	Vendor Code	JN
DT TO:	Verw. / Ref. #	
	Bewys / Voucher #	19739
Code	Besending/ Batch #	DM 2409
Bank	Datum/Date	2024/09/
AD NIGRINI		
STD		
050 008		
082 957 002		

		R	
PURCHASES RAW WATER: MR AD NIGRINI : KLEIN HANSRIVIER			32,226.17
INV NO. KH5 (60)			
		R	32,226.17

Pos / Vote #		Bedrag / Amount		Totaal / Total	
8178		R	32,226.17		
Totaal Debiete					
BANK		R	32,226.17		
8980 2500 0000			Kt / Ct	R	32,226.17



Korrek Gesertifiseer
Certified Correct

Prepared By _____
Approval for payment signed by CFO _____

Private Bag 582
Beaufort West
Beaufort West - 6970

Tel: 023 414 8100
Fax: 023 414 8105
Email: treasury@beaufortwestmun.co.za
Website: www.beaufortwestmun.co.za
VAT Reg:- 4000846388

Payment Instruction Detail

Status - Awaiting Payment Approval

Payment Instruction Number	Payment Instruction Date	Payment Id	Doc Number	Payment Type	Transaction Type	Cashbook	Payment Due Date	Total Payment Amount	Outstanding Payment Amount
PI09/30/00037487/2024-2025	30/09/2024	37487	15/19739	Normal	Exp - Direct Payment EFT	Nedbank 2025	05/10/2024	R 32 226.17	R 32 226.17

VENDOR DETAILS

Vendor Name	Vendor Number	Bank	Account Number	Branch Code	Account Type	Payment Reference
AD NIGRINI	SCM/392	Standard Bank	82957002	051001	Cheque/Current Account	AD NIGRINI

INVOICE DETAILS

Invoice Number	Vendor / Creditor Invoice Number	Vendor Invoice Date	Goods / Service Description	Invoice Amount (excl. VAT)	VAT	Invoice Amount (Incl. VAT) Payment	Reason for Late Payment
SPI12/9/00018671/2024-2025	INV NO: KHS (60)	05/09/2024	Water Services Programme Water Treatment Project / Water / 01 TO 31 AUGUST 2024	R 28 022.76	R 4 203.41	R 32 226.17	

14 | 1 | of 1 | Find | Next

Private Bag 582
Beaufort West
Beaufort West - 6970

Tel: 023 414 8100
Fax: 023 414 8105
Email: treasury@beaufortwestmtn.co.za
Website: www.beaufortwestmtn.co.za
VAT Reg:- 4000846388

Sundry Invoice Detail

Invoice Number SPI112/9/00018671/2024-2025
Invoice Date 05/09/2024
Vendor Name AD NIGRINI
Vendor Number SCM/392
Company Type

Vendor Invoice Number	Project Name	Project Item	Plan Item ID	Purchase Item	Quantity	Unit Price	Invoice Amount (Excl. VAT)	VAT	Invoice Amount (Incl. VAT)
INV NO: KH5 (60)	8178 - Water Services Programme_ Water Treatment Project	Water IE0070040000000000000000000000000000000000000	156446	01 TO 31 AUGUST 2024	1.0000	R 28 022.76	R 28 022.76	R 4 203.41	R 32 226.17
Total Amount							R 28 022.76	R 4 203.41	R 32 226.17



**MUNISIPALITEIT / MUNICIPALITY
BEAUFORT-WES/BEAUFORT WEST/BHOBHOFOLO**

Departement van die Direkteur: Ingenieursdienste / Department of the Director: Engineering Services
Isebe Lomphathi Owongameleyo: Kwicandelo LezenjIneli

MAGTIGING VIR BETALING

Hiermee verleen ek **Luzuko Nqotola**, Direkteur: Infrastruktuur Dienste

goedkeuring vir die betaling van R 32 226.17 aan Mrs AD Ngini Klein Hanswies

GOEDKEUR	
NIE GOEDGEKEUR	

L. NQOTOLA
DIREKTEUR:INFRASTRUKTUUR DIENSTE

AUTHORISATION FOR PAYMENT

I **Luzuko Nqotola**, Director: Infrastructure Services, hereby approve the

Payment of.....to

APPROVED	
DISAPPROVED	

L. NQOTOLA
DIRECTOR: INFRASTRUCTURE SERVICES



**MUNISIPALITEIT / MUNICIPALITY / UMASIPALA-WASE
BEAUFORT-WES / BEAUFORT WEST / BHOBHOFOLO**

**DEPARTEMENT VAN DIE DIREKTEUR: INGENIEURSDIENSTE
DEPARTMENT OF THE DIRECTOR: ENGINEERING SERVICES
ISEBE LOMPHATHI OWONGAMELEYO: KWICANDELO LEZENJINELI**

Rig asebilef alle korrespondense aan die Munisipale Bestuurder/Kindly address all correspondence to the Municipal Manager/Yonka imbelahano mayihunyaka kuMlawuli kaMunisipale

**Verwysing
Reference
Isalathiso** 13/1/2/2: Koop Water: Klein Hansrivier

**Privaatsak / Private Bag 582
Faks / Fax 023-415 2811
Tel 023-4148101**

**Navrae
Enquiries
Imibuzo** C.B. Wright

**E-pos / E-mail : louw@beaufortwestmun.co.za
Birdstraat 61/63 Bird Street
BEAUFORT- WES
BEAUFORTWEST
BHOFOLO
697**

**Datum
Date** 05 September 2024

MEMO DIRECTOR: FINANCIAL SERVICES

PURCHASES RAW WATER: MR. AD NIGRINI: KLEIN HANSRIVIER

Find attached invoice no. KH5 (60), dated September 2024 from Mr. AD Nigrini for the purchases of raw water for the period 01 to 31 August 2024 from the farm Klein Hansrivier.

Raw water KH5: 10.044 m ³ vote no.4050-0600-0000 @ R2.79	R28,022.76
Plus 15% VAT	<u>4,203.41</u>
Amount payable to AD Nigrini	R32,226.17

Please make an electronic transfer in favour of AD Nigrini. The bank details are: AD Nigrini, Standard Bank, Beaufort West, Account No. 082957002, Branch 050008. The payment must be made from the vote number mentioned above.

It is hereby certified that the amount of R32,226.76 has not been previously paid out.

For your further attention and settlement.

**C.B WRIGHT
SENIOR MANAGER: TECHNICAL SERVICES**


**L. NQOTOLA
DIRECTOR: INFRASTRUCTURE SERVICES**



TAX INVOICE / BELASTINGFAKTUUR

RHS 60

From
Van
A.D. W. gryn
Rhinelandpark P.O. Box 191
Beaufort West 6970

Date
Datum 5/9/2024

V.A.T. Reg. No./B.T.W. Gereg. Nr.

4540190503

To
Aan
B.W. Municipaliteit
Beaufort West Private 582
6970

V.A.T. Reg. No.
B.T.W. Gereg. Nr.

40084636

Quantity Hoev.	Description Beskrywing	Unit Price Eenhedsprys	Amount Bedrag
	Remise		
	1 Augustus - 31 Augustus 2024		
	10,049 m ³ @ R2,179/m ³		21822 76

Munisipaliteit / Municipality
Plaaslike Departement
30 SEP 2024
Paid Expenditure
BEAUFORT WEST

[Handwritten signature]

TERMS
TERME
Rho-Rhij 15
20% Ret / Jan na 30dae
Delete as applicable
Skrap waar nie van toepassing nie

Sub Total
Subtotaal

4203 41

TOTAL
TOTAAL

R32226 17

Date: 02/10/2024 Time: 3:49:02 PM

Profile name:	BEAUFORT WEST MUNICIPALITY
Batch reference number:	1889532732
Payment reference number:	000000004848680388
Payment date:	30/09/2024
Payment capture date:	30/09/2024
Payment authorise date and time:	30/09/2024 03:05:36 PM
From account name:	*BEAUFORT WEST MUNICIPALITY
From account description:	*BEAUFORT WEST MUNICIPALITY
From account statement description:	15/19739*AD NIGRINI
Beneficiary account number:	82957002
Beneficiary/ Recipient name:	AD NIGRINI
Beneficiary statement description:	Beaufort West Municipality
Branch code:	051001
Amount:	32,226.17
Real-time:	No

Additional comments by payer:

[View your account to confirm that you have received this payment.](#)

- All payments are subject to clearing rules.

Please refer to landing page for cut off times and telephone numbers.



BEAUFORT-WES - BEAUFORT WEST - BHOBHOFOLO
MUNISIPALITEIT - MUNICIPALITY - U MASIPALA WASE

PJ09/30/00037485

DEPARTEMENT: FINANSIËLE DIENSTE / DEPARTMENT: FINANCIAL SERVICES

ELEKTRONIESE BETALING / ELECTRONIC PAYMENT(EFT)
BETALINGSADVIES / PAYMENT VOUCHER

Tel # 023 414 8100

BTW/ VAT #: 40008 46 388

Private Sak/Private Bag 582

E-mail: treasury@beaufortwestmun.co.za

JN

Beaufort-Wes/West 6970

DT AAN:

Vendor Code

DT TO:

J NEL

Verw. / Ref. #

ABSA

Bewys / Voucher #

19737

Code

632,005

Besending/ Batch #

DM 2409

Bank

1.540,580,193

Datum/Date

2024/09/

PURCHASES RAW WATER MNR J. NEL : STEENROTSFONTEIN		R	45,268.80
INV NO. 74			
AUGUST 2024			
		R	45,268.80
1540580193			
	Pos / Vote #	Bedrag / Amount	Totaal / Total
	8078	R 45,268.80	
Totaal Debiete			
BANK		R 45,268.80	
	8980 2500 0000	Kt / Ct	R 45,268.80

Munisipaliteit / Municipality
 Plaaslike Departement
30 SEP 2024
 Paid Expenditure
BEAUFORT WEST

Korrek Gesertifiseer
 Certified Correct

[Signature]
 Prepared By

Approval for payment signed by CFO



Private Bag 582
Beaufort West
Beaufort West - 6870

Tel: 023 414 8100
Fax: 023 414 8105
Email: treasury@beaufortwestmun.co.za
Website: www.beaufortwestmun.co.za
VAT Reg:- 4000846388

Payment Instruction Detail

Status - Awaiting Payment Approval

Payment Instruction Number	Payment Instruction Date	Payment Id	Doc Number	Payment Type	Transaction Type	Cashbook	Payment Due Date	Total Payment Amount	Outstanding Payment Amount
P109/30/00037485/2024-2025	30/09/2024	37485	15/19737	Normal	Exp - Direct Payment EFT	Nedbank 2025	05/10/2024	R 45 268.80	R 45 268.80


VENDOR DETAILS

Vendor Name	Vendor Number	Bank	Account Number	Branch Code	Account Type	Payment Reference
J NEL	SCM/414	Abesa Bank	1540580193	334108	Cheque/Current Account	J NEL

INVOICE DETAILS

Invoice Number	Vendor/Creditor Number	Vendor Invoice Number	Vendor Invoice Date	Goods/Service Description	Invoice Amount (excl. VAT)	VAT	Invoice Amount (Incl. VAT)	Reason for Late Payment
SPI6/9/00018625/2024-2025	INV NO: 74	05/09/2024	05/09/2024	Water Services Programme, Water Treatment Project / Water / 01 TO 31 AUGUST 2024	R 39 364.17	R 5 904.63	R 45 268.80	

Private Bag 582
Beaufort West
Beaufort West - 6970



Tel: 023 414 8100
Fax: 023 414 8105
Email: treasury@beaufortwestmun.co.za
Website: www.beaufortwestmun.co.za
VAT Reg:- 4000848988

Sundry Invoice Detail

Invoice Number SPI6/9/00018625/2024-2025

Vendor Name J NEL

Invoice Date 05/09/2024

Vendor Number SCM/414

Company Type

Vendor Invoice Number	Project Name	Project Item	Plan Item ID	Purchase Item	Quantity	Unit Price	Invoice Amount (Excl. VAT)	VAT	Invoice Amount (Incl. VAT)
INV NO: 74	8178 - Water Services Programme_ Water Treatment Project	Water IE00700400000000000000000000000000	156446	01 TO 31 AUGUST 2024	1.0000	R 39 364.17	R 39 364.17	R 5 904.63	R 45 268.80
Total Amount							R 39 364.17	R 5 904.63	R 45 268.80



**MUNISIPALITEIT / MUNICIPALITY
BEAUFORT-WES/BEAUFORT WEST/BHOBHOFOLO**

Departement van die Direkteur: Ingenieursdienste / Department of the Director: Engineering Services
Isebe Lomphathi Owongameleyo: Kwicandelo Lezenjnell

MAGTIGING VIR BETALING

Hiermee verleen ek **Luzuko Nqotola**, Direkteur: Infrastruktuur Dienste

goedkeuring vir die betaling van..... aan

GOEDKEUR	
NIE GOEDGEKEUR	

L. NQOTOLA
DIREKTEUR:INFRASTRUKTUUR DIENSTE

AUTHORISATION FOR PAYMENT

I **Luzuko Nqotola**, Director: Infrastructure Services, hereby approve the

Payment of R 45,268.80 to Mr. J. Nel Steenrotsfontein

APPROVED	
DISAPPROVED	

L. NQOTOLA
DIRECTOR: INFRASTRUCTURE SERVICES



**MUNISIPALITEIT / MUNICIPALITY / UMASIPALA-WASE
BEAUFORT-WES / BEAUFORT WEST / BHOBHOFOLO**

**DEPARTEMENT VAN DIE DIREKTEUR: INGENIEURSDIENSTE
DEPARTMENT OF THE DIRECTOR: ENGINEERING SERVICES
ISEBE LOMPHATHI OWONGAMELEYO: KWICANDELO LEZENJINELI**

Rig asseblief alle korrespondensie aan die Munisipale Bestuurder/Gndly address all correspondence to the Municipal Manager/Yonke imbelelwano mayifunyelwe kuMlawuli kaMasipala

**Verwysing
Reference
Isalathiso** 13/1/2/2: Water Purchase: Steenrotsfontein

**Privaatsak / Private Bag 582
Faks / Fax 023-415 2811
Tel 023-4148101**

**Navrae
Enquiries
Imibuzo** C.B. Wright

**E-pos / E-mail : louw@beaufortwestmun.co.za
Birdstraat 61/63 Bird Street
BEAUFORT-WES
BEAUFORT WEST
6970**

**Datum
Date** 05 September 2024

MEMORANDUM TO ACTING CHIEF FINANCIAL OFFICER

PURCHASES RAW WATER: MR. J.NEL: STEENROTSFONTEIN

Find attached invoice no. 74, dated 05 September from Mr. J.Nel for the purchases of raw water for the period 01 to 31 August 2024, from the farm Steenrotsfontein.

28 293m ³ kiloliter raw water	@ R1.60 (incl VAT)	R 39,364.17
Plus 15% VAT		<u>R 5,904.63</u>

Amount payable to J.Nel R 45,268.80

Please make an electronic transfer in favour of J.Nel. The bank details are: J.Nel, ABSA Beaufort-Wes, Account number: 154 058 0193. The payment must be made from vote number 4050-0600-0000.

It is hereby certified that the amount of R45,268.80 has not been previously paid out.

For your further attention and settlement.


**C.B. WRIGHT
SENIOR MANAGER: TECHNICAL SERVICES
/hb**


**L. NGOTOLA
DIRECTOR: INFRASTRUCTURE SERVICES
/hb**



TAX INVOICE / BELASTINGFAKTUUR

74

From Van	J. Nel Ateerwatsfontein Postbus 388 Beaufort-Wes 6970	Date Datum	5.9.24
		V.A.T. Reg. No./B.T.W. Gereg. Nr.	4750102115

To Aan	Munisipaliteit Beaufort-Wes 6970	V.A.T. Reg. No. B.T.W. Gereg. Nr.	4000846388
-----------	-------------------------------------	--------------------------------------	------------

Quantity Hoëv.	Description Beskrywing	Unit Price Eenhedsprys	Amount Bedrag
28,0733 ^m	Rouwater outnek op Ateerwatsfontein in Augustus 2024 @ R1-60 per m ³		R 39,364,17
<p>J Nel Absa, Beaufort-Wes Rang N. 1540580193</p>			



TERMS TERME	Delete as applicable Skrap waar nie van toepassing nie	Sub Total Subtotaal	R 39 364-17
		V.A.T. inclusive % B.T.W. Ingesluit	5 904 62
		TOTAL TOTAAL	R 45 268-80

Staat.

J 111, Meentofpotein, Postbus 388
Beaufort.wes.

Munisipaliteit, Beaufort.wes.

Datum	Faktuur No.	Bedrag
5.9.24	74	R45,268.80





**MUNISIPALITEIT / MUNICIPALITY / UMASIPALA-WASE
BEAUFORT-WES / BEAUFORT WEST / BHOBHOFOLO**

**DEPARTEMENT VAN DIE DIREKTEUR: INGENIEURSDIENSTE
DEPARTMENT OF THE DIRECTOR: ENGINEERING SERVICES
ISEBE LOMPHATHI OWONGAMELEYO: KWICANDELO LEZENJINELI**

Rig eesblief alle korrespondensie aan die Munisipale Bestuurder/Kindly address all correspondence to the Municipal Manager/Yonke inbelelwano mayithunyelwe kuMlawuli kaMasipala

Verwysing
Reference
Isalathlelo 13/1/2/2: Koop Water: Steenrots

Privaatsak / Private Bag 582
Faks / Fax 023-415 2811
Tel 023-4148101

Navrae
Enquiries
Imibuzo C.B. Wright

E-pos / E-mail : louw@beaufortwestmun.co.za
Birdstraat 61/63 Bird Street
BEAUFORT-WES
BEAUFORT WEST
6970

Datum
Date 05 September 2024

Steenrotsfontein
Beaufort-Wes
6970

Aandag Mnr. N. Nel

AANKOPE ROUWATER: MNR. N. NEL - STEENROTSFONTEIN

Hier onder is 'n opsomming van die water wat by die verskillende boorgate op u eiendom onttrek was. Die onttrekkings syfers is vir die tydperk vanaf 01 August 2024 tot 31 August 2024.

BOORGAT	BEGIN LESING	EIND LESING	TOTAAL m ³
SR 4	0	0	0
SR 5	406592	418615	12023
SR 9	409377	418302	8925
SR 10	11483	18828	7345
Totale m ³ water onttrek			28 293 m ³

Hiermee word u dus versoek om 'n rekening te lewer aan Beaufort-Wes Munisipaliteit vir die bogenoemde hoeveelheid rou water wat by u aangekoop word volgens die kontrak gesluit met Beaufort-Wes Munisipaliteit. Die tarief soos ooreengekom en vervat in die ooreenkoms is R1.60 per m³ BTW ingesluit.

Vir u verdere aandag.


C.B WRIGHT
BESTUURDER: TEGNIESE DIENSTE
/hb



Date: 02/10/2024 Time: 3:49:02 PM

Profile name:	BEAUFORT WEST MUNICIPALITY
Batch reference number:	1889532732
Payment reference number:	00000004848680386
Payment date:	30/09/2024
Payment capture date:	30/09/2024
Payment authorise date and time:	30/09/2024 03:05:36 PM
From account name:	*BEAUFORT WEST MUNICIPALITY
From account description:	*BEAUFORT WEST MUNICIPALITY
From account statement description:	15/19737*J NEL
Beneficiary account number:	1540580193
Beneficiary/ Recipient name:	J NEL
Beneficiary statement description:	Beaufort West Municipality
Branch code:	334108
Amount:	45,268.80
Real-time:	No

Additional comments by payer:

View your account to confirm that you have received this payment.

- All payments are subject to clearing rules.

Please refer to landing page for cut off times and telephone numbers.

Liabilities:Current Liabilities:Trade and Other Payable Exchange Transactions:Electricity Bulk Purchase:Deposits

Transaction Details	Amount
Sundry Invoice - SPI2/9/00018585/2024-2025	- 85,564.11
Sundry Invoice - SPI2/9/00018584/2024-2025	- 113,772.20
Sundry Invoice - SPI3/9/00018592/2024-2025	- 13,231,181.50
Sundry Invoice - SPI9/9/00018637/2024-2025	- 11,766.52
Sundry Invoice - SPI12/9/00018667/2024-2025	- 181,920.33
Sundry Invoice - SPI13/9/00018676/2024-2025	- 850,000.01
Sundry Invoice - SPI26/9/00018766/2024-2025	- 61,556.22
Sundry Invoice - SPI26/9/00018765/2024-2025	- 85,114.78
Sundry Invoice - SPI26/9/00018768/2024-2025	- 83,798.82
Sundry Invoice - SPI26/9/00018767/2024-2025	- 67,397.95
Total	-14,772,072.44



Private Bag 582
Beaufort West
Beaufort West - 6870

Tel: 023 414 8100
Fax: 023 414 8105
Email: treasury@beaufortwestmun.co.za
Website: www.beaufortwestmun.co.za
VAT Reg:- 4000846388

Payment Instruction Detail

PAYMENT DETAILS				Status - Awaiting Payment Approval					
Payment Instruction Number	Payment Instruction Date	Payment Id	Doc Number	Payment Type	Transaction Type	Cashbook	Payment Due Date	Total Payment Amount	Outstanding Payment Amount
PI09/25/00037430/2024-2025	25/09/2024	37430	15/19682	Normal	Exp - Direct Payment EFT	Nedbank 2025	28/09/2024	R 85 564.11	R 85 564.11

VENDOR DETAILS

Vendor Name	Vendor Number	Bank	Account Number	Branch Code	Account Type	Payment Reference
ESKOM-5245794356	SCM/2205	ABSA BANK LIMITED	340167430	632005	Cheque/Current Account	ESKOM-5245794356

INVOICE DETAILS

Invoice Number	Vendor/Creditor Invoice Number	Vendor Invoice Date	Goods/Service Description	Invoice Amount (excl. VAT)	VAT	Invoice Amount (Incl. VAT)	Reason for Late Payment
SP12/9/00018585/2024-2025	INV524895639257	29/08/2024	Electricity Programme_Electricity Administration Project / ESKOM / elektries/5245794356	R 74 403.57	R 11 160.54	R 85 564.11	

Due Date: 28/09/2024



**MUNISIPALITEIT / MUNICIPALITY
BEAUFORT-WES/BEAUFORT WEST/BHOBHOFULO**
Kantoor van die Munisipale Bestuurder / Office of the Municipal Manager

MAGTIGING VIR BETALING (TOT R200 000.00)

Hiermee verleen ek **LUZUKO NQOTOLA** Direkteur Infrastruktuur,
goedkeuring vir die betaling van R

aan:

GOEDKEUR	<input checked="" type="checkbox"/>
NIE GOEDGEKEUR	<input type="checkbox"/>

L. NQOTOLA
DIREKTEUR: INFRASTRUKTUUR

AUTHORISATION FOR PAYMENT (UP TO R200 000.00)

I, **LUZUKO NQOTOLA** Director Infrastructure,
hereby approve the payment of R. 85 564,12
to Eskom account: 5245 794 356 - ST town, Nelspoort

APPROVED	<input type="checkbox"/>
DISAPPROVED	<input type="checkbox"/>

L. NQOTOLA
DIRECTOR: INFRASTRUCTURE



WESTERN REGION
PO BOX 377 BELVILLE 7535



TEL: 08600 37566
SMS:

ESKOM HOLDINGS SOC LTD REG NO 2002/015527/30
VAT REG NO 4740101508

CONTACT CENTRE: (0860) 037566
FAX NO: 0862 437 566
E-MAIL: customerservices@eskom.co.za
WEB: WWW.ESKOM.CO.ZA

CUSTOMER SELF SERVICE WEBSITE
<https://csonline.eskom.co.za>

BEAUFORT WEST LOCAL MUNICIPALITY
PRIVATE BAG X582
BEAUFORT WEST
6970

YOUR ACCOUNT NO	5245794356
SECURITY HELD	34700.01
BILLING DATE	2024-08-29
TAX INVOICE NO	524895639257
ACCOUNT MONTH	AUGUST 2024
CURRENT DUE DATE	2024-09-28
VAT REG NO	4000846388

WESTERN REGION
PO BOX 377 BELVILLE 7535

DIRECT DEPOSIT DETAIL	
BANK:	ABSA
BRANCH CODE:	334110
BANK ACC NO:	34016743K

TAX INVOICE

E-MAIL: eskomaccounts@beaufortwestmun.co.za

ACCOUNT TRANSACTION SUMMARY

ADMINISTRATION CHARGE		R	1,776.92
DIST. NETWORK CAPACITY CHARGE		R	5,416.00
NETWORK DEMAND CHARGE (C/KWH) (ALL)		R	9,392.24
ANCILLARY SERVICE (ALL)		R	144.63
ENERGY CHARGE (STD)	17,638.00	R	28,801.09
DEMAND CHARGE	46.65	R	25,038.92
SERVICE CHARGE		R	3,833.77

TOTAL CHARGES FOR BILLING PERIOD R 74,403.57

ACCOUNT SUMMARY FOR AUGUST 2024

BALANCE BROUGHT FORWARD	(Due Date 2024-08-22)	R	137,137.45
PAYMENT(S) RECEIVED	ACB Payment - 2024-07-23	R	-60,565.52
PAYMENT(S) RECEIVED	ACB Payment - 2024-08-19	R	-76,571.92
TOTAL CHARGES FOR BILLING PERIOD		R	74,403.57
VAT RAISED ON ITEMS AT 14%		R	0.00
VAT RAISED ON ITEMS AT 15%		R	11,160.54

ACCOUNT NO / REFERENCE NO

5245794356

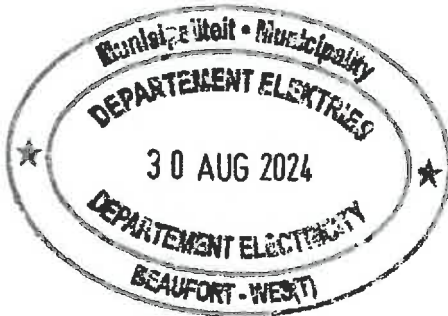
NAME

BEAUFORT WEST LOCAL

FAX NUMBER

0234148105

0934 5245794356



Handwritten signature

11341 5245794356

9207 2524 5794 3569

TOTAL AMOUNT DUE

85,564.10

PAYMENT ARRANGEMENT

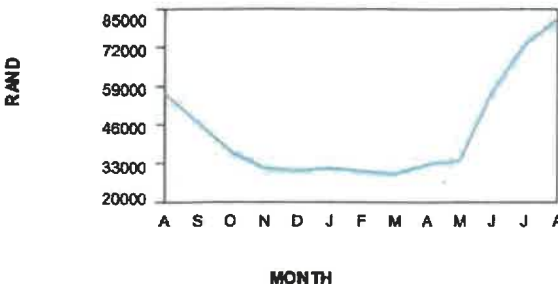
INSTALMENT 0.00

ARREARS 0.00

DUE DATE 2024-09-28

AMOUNT PAID

LATE PAYMENT CHARGES WILL BE ADDED TO OVERDUE ACCOUNT



PAGE RUN NO	EE 19
BILL GROUP	
BILL PAGE	1 OF 2

Date: 26/09/2024 Time: 11:54:29 AM

Profile name:	BEAUFORT WEST MUNICIPALITY
Batch reference number:	1884582164
Payment reference number:	000000004837307525
Payment date:	26/09/2024
Payment capture date:	26/09/2024
Payment authorise date and time:	26/09/2024 10:18:33 AM
From account name:	*BEAUFORT WEST MUNICIPALITY
From account description:	*BEAUFORT WEST MUNICIPALITY
From account statement description:	15/19682*ESKOM-52457
Beneficiary account number:	340167430
Beneficiary/ Recipient name:	ESKOM-524579356
Beneficiary statement description:	5245794356
Branch code:	632005
Amount:	85,564.11
Real-time:	No

Additional comments by payer:

View your account to confirm that you have received this payment.

- All payments are subject to clearing rules.

Please refer to landing page for cut off times and telephone numbers.



Private Bag 582
Beaufort West
Beaufort West - 6870

Tel: 023 414 8100
Fax: 023 414 8105
Email: treasury@beaufortwestmun.co.za
Website: www.beaufortwestmun.co.za
VAT Reg:- 4000846388

Payment Instruction Detail

PAYMENT DETAILS		Status - Awaiting Payment Approval							
Payment Instruction Number	Payment Instruction Date	Payment Id	Doc Number	Payment Type	Transaction Type	Cashbook	Payment Due Date	Total Payment Amount	Outstanding Payment Amount
PI09/25/00037429/2024-2025	25/09/2024	37429	15/19681	Normal	Exp - Direct Payment EFT	Nedbank 2025	28/09/2024	R 113 772.20	R 113 772.20

VENDOR DETAILS

Vendor Name	Vendor Number	Bank	Account Number	Branch Code	Account Type	Payment Reference
ESKOM-7044326000	SCM/2207	ABSA BANK LIMITED	340167430	632005	Cheque/Current Account	ESKOM-7044326000

INVOICE DETAILS

Invoice Number	Vendor/Creditor Invoice Number	Vendor Invoice Date	Goods/Service Description	Invoice Amount (excl. VAT)	VAT	Invoice Amount Reason for Late (Incl. VAT) Payment
SP12/9/00018584/2024-2025	INV704965243613	29/08/2024	Electricity Programme Electricity Administration Project / ESKOM / 7044326000	R 98 932.35	R 14 839.85	R 113 772.20

Private Bag 582
Beaufort West
Beaufort West - 6870



Tel: 023 414 8100
Fax: 023 414 8105
Email: treasury@beaufortwestmun.co.za
Website: www.beaufortwestmun.co.za
VAT Reg:- 4000846388

Sundry Invoice Detail

Invoice Number SPIZ/9/00018584/2024-2025
Invoice Date 29/08/2024
Vendor Name ESKOM-7044326000
Vendor Number SCM/2207
Company Type

Vendor Invoice Number	Project Name	Project Item	Plan Item ID	Purchase Item	Quantity	Unit Price	Invoice Amount (Excl. VAT)	VAT	Invoice Amount (Incl. VAT)
INV704965243613	8030 - Electricity Programme_Electricity Administration Project	ESKOM IE00200100:100000000000000000000000000000	161242	elektries/7044326000	1.0000	R 98 932.35	R 98 932.35	R 14 839.85	R 113 772.20
Total Amount							R 98 932.35	R 14 839.85	R 113 772.20

Print Date: 02/09/2024 02:10 PM

User: Deslerie Melani

Page 1 of 1

28/09/2024

Due Date: 28/09/2024



**MUNISIPALITEIT / MUNICIPALITY
BEAUFORT-WES/BEAUFORT WEST/BHOBHOFULO**
Kantoor van die Munisipale Bestuurder / Office of the Municipal Manager

MAGTIGING VIR BETALING (TOT R200 000.00)

Hiermee verleen ek **LUZUKO NQOTOLA** Direkteur Infrastruktuur,

goedkeuring vir die betaling van R

aan:

GOEDKEUR	<input checked="" type="checkbox"/>
NIE GOEDGEKEUR	<input type="checkbox"/>

L. NQOTOLA
DIREKTEUR: INFRASTRUKTUUR

AUTHORISATION FOR PAYMENT (UP TO R200 000.00)

I, **LUZUKO NQOTOLA** Director Infrastructure,

hereby approve the payment of R. 113 772,22

to Eskom account: 7044326000 - NT Town, Nelspoort

APPROVED	<input type="checkbox"/>
DISAPPROVED	<input type="checkbox"/>

L. NQOTOLA
DIRECTOR: INFRASTRUCTURE



WESTERN REGION
PO BOX 377 BELVILLE 7535



ESKOM HOLDINGS SOC LTD REG NO 2002/015527/30
VAT REG NO 4740101508

CONTACT CENTRE: (0860) 037566
FAX NO: 0862 437 566
E-MAIL: customerservices@eskom.co.za
WEB: WWW.ESKOM.CO.ZA

TEL: 08600 37566
SMS:

BEAUFORT WEST LOCAL MUNICIPALITY
PRIVATE BAG X582
BEAUFORT WEST
6970

YOUR ACCOUNT NO	7044326000
SECURITY HELD	41000.00
BILLING DATE	2024-08-29
TAX INVOICE NO	704965243613
ACCOUNT MONTH	AUGUST 2024
CURRENT DUE DATE	2024-09-28
VAT REG NO	4000846388

CUSTOMER SELF SERVICE WEBSITE
<https://csonline.eskom.co.za>

WESTERN REGION
PO BOX 377 BELVILLE 7535

DIRECT DEPOSIT DETAIL
BANK: ABSA
BRANCH CODE: 334110
BANK ACC NO: 34016743

TAX INVOICE

E-MAIL: eskomaccounts@beaufortwestmun.co.za

ACCOUNT TRANSACTION SUMMARY

ADMINISTRATION CHARGE		R	1,776.92
DIST. NETWORK CAPACITY CHARGE		R	4,062.00
NETWORK DEMAND CHARGE (C/KWH) (ALL)		R	12,741.66
ANCILLARY SERVICE (ALL)		R	196.21
ENERGY CHARGE (STD)	23,928.00	R	39,072.03
DEMAND CHARGE	69.40	R	37,249.78
SERVICE CHARGE		R	3,833.77

TOTAL CHARGES FOR BILLING PERIOD R 98,932.35

ACCOUNT SUMMARY FOR AUGUST 2024

BALANCE BROUGHT FORWARD	(Due Date 2024-08-22)	R	201,266.61
PAYMENT(S) RECEIVED	ACB Payment - 2024-07-23	R	-90,019.85
PAYMENT(S) RECEIVED	ACB Payment - 2024-08-19	R	-111,246.75
TOTAL CHARGES FOR BILLING PERIOD		R	98,932.35
VAT RAISED ON ITEMS AT 14%		R	0.00
VAT RAISED ON ITEMS AT 15%		R	14,839.86

ACCOUNT NO / REFERENCE NO

7044326000

NAME

BEAUFORT WEST LOCAL

FAX NUMBER

0234148105

0934 7044326000



11341 7044326000



9207 2704 4326 0005



TOTAL AMOUNT DUE

113,772.20

PAYMENT ARRANGEMENT

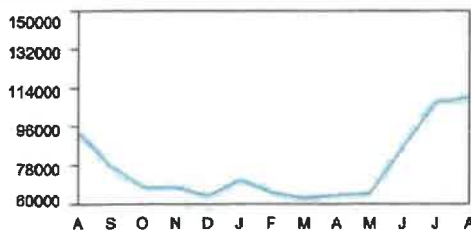
INSTALMENT 0.00

ARREARS 0.00

DUE DATE 2024-09-28

AMOUNT PAID

LATE PAYMENT CHARGES WILL BE ADDED TO OVERDUE ACCOUNT



PAGE RUN NO EE 117

BILL GROUP

BILL PAGE 1 OF 2

Date: 26/09/2024 Time: 11:54:29 AM

Profile name:	BEAUFORT WEST MUNICIPALITY
Batch reference number:	1884582164
Payment reference number:	000000004837307524
Payment date:	26/09/2024
Payment capture date:	26/09/2024
Payment authorise date and time:	26/09/2024 10:16:33 AM
From account name:	*BEAUFORT WEST MUNICIPALITY
From account description:	*BEAUFORT WEST MUNICIPALITY
From account statement description:	15/19681*ESKOM-70443
Beneficiary account number:	340167430
Beneficiary/ Recipient name:	ESKOM-7044326000
Beneficiary statement description:	7044326000
Branch code:	632005
Amount:	113,772.20
Real-time:	No

Additional comments by payer:

View your account to confirm that you have received this payment.

- All payments are subject to clearing rules.

Please refer to landing page for cut off times and telephone numbers.

PI09/26/00037432 ✓



**BEAUFORT-WES - BEAUFORT WEST - BHOBHOFOLO
MUNISIPALITEIT - MUNICIPALITY - U MASIPALA WASE**

DEPARTEMENT: FINANSIËLE DIENSTE / DEPARTMENT: FINANCIAL SERVICES
ELEKTRONIESE BETALING / ELECTRONIC PAYMENT(EFT)
BETALINGSADVIES / PAYMENT VOUCHER

Tel # 023 414 8100

BTW/ VAT #: 40008 46 388

Privaatsak/Private Bag 582

E-mail: treasury@beaufortwestmun.co.za

Beaufort-Wes/West 6970

DT AAN:

Vendor Code

SCM/406

DT TO: **ESKOM**

Verw. / Ref. #

Bewys / Voucher #

19684

Code

Besending/ Batch #

EE 240930

Bank

Orlette: 086 662 5576

Datum/Date

2024/09/30

Noel: 086 663 4978/Elektries

Faktr / Inv #:	email:lourens.conradie@eskom.co.za	
ACC NO:	5395201346 - INV539637184193	R 13,231,181.50
AUGUST 2024		
		R 13,231,181.50

Pos / Vote #	Bedrag / Amount	Totaal / Total
8030	R 13,231,181.50	
Totaal Debiete		R 13,231,181.50
BANK	8980 2500 0000	R 13,231,181.50




Korrek Gesertifiseer
Certified Correct

M. Mivale
Prepared By

Approval for Payment signed by CFO

Private Bag 582
Beaufort West
Beaufort West - 6870

Tel: 023 414 8100
Fax: 023 414 8105
Email: treasury@beaufortwestmun.co.za
Website: www.beaufortwestmun.co.za
VAT Reg:- 4000846388



Payment Instruction Detail

PAYMENT DETAILS		Status - Awaiting Payment Approval							
Payment Instruction Number	Payment Instruction Date	Payment Id	Doc Number	Payment Type	Transaction Type	Cashbook	Payment Due Date	Total Payment Amount	Outstanding Payment Amount
PI09/26/00037432/2024-2025	26/09/2024	37432	15/19684	Normal	Exp - Direct Payment EFT	Nedbank 2025	02/10/2024	R 13 231 181.50	R 13 231 181.50

VENDOR DETAILS

Vendor Name	Vendor Number	Bank	Account Number	Branch Code	Account Type	Payment Reference
ESKOM-5395201346	SCM/2203	ABSA BANK LIMITED	340167430	632005	Cheque/Current Account	ESKOM-5395201346

INVOICE DETAILS

Invoice Number	Vendor/Creditor Invoice Number	Vendor Invoice Date	Goods/Service Description	Invoice Amount (excl. VAT)	VAT	Invoice Amount (Incl. VAT) Payment	Reason for Late Payment
SP13/9/00018592/2024-2025	INV539637184193	02/09/2024	Electricity Programme Electricity Administration Project / ESKOM / elektries/5395201346	R 11 505 375.22	R 1 725 806.28	R 13 231 181.50	



WESTERN REGION
PO BOX 377 BELVILLE 7535



TEL: 08600 37566
SMS:

ESKOM HOLDINGS SOC LTD REG NO 2002/015527/30
VAT REG NO 4740101508

CONTACT CENTRE: (0860) 037566
FAX NO: 0862 437 566
E-MAIL: customerservices@eskom.co.za
WEB: WWW.ESKOM.CO.ZA

BEAUFORT WEST LOCAL MUNICIPALITY
ATT CHIEF FINANCIAL OFFICER
PRIVATE BAG X582
BEAUFORT WEST
6970

YOUR ACCOUNT NO	5395201346
SECURITY HELD	0.01
BILLING DATE	2024-09-02
TAX INVOICE NO	539637184193
ACCOUNT MONTH	AUGUST 2024
CURRENT DUE DATE	2024-10-02
VAT REG NO	4000846388

CUSTOMER SELF SERVICE WEBSITE
<https://csonline.eskom.co.za>

WESTERN REGION
PO BOX 377 BELVILLE 7535

DIRECT DEPOSIT DETAIL
BANK: ABSA
BRANCH CODE: 334110
BANK ACC NO: 340167430

TAX INVOICE

E-MAIL: eskomaccounts@beaufortwestmun.co.za

ACCOUNT TRANSACTION SUMMARY

RCC / SCC CONNECTION CHARGE	R	3,555.68
ADMINISTRATION CHARGE	R	5,621.54
TRANSMISSION NETWORK CAPACITY	R	318,800.00
DIST. NETWORK CAPACITY CHARGE	R	231,000.00
NETWORK DEMAND CHARGE	R	200,679.05
URBAN LOW VOLTAGE SUBSIDY	R	565,800.00
ANCILLARY SERVICE (ALL)	R	30,153.10
ENERGY CHARGE (OFF)	R	1,706,638.02
ENERGY CHARGE (PEAK)	R	4,610,439.77
ENERGY CHARGE (STD)	R	3,172,957.23
ELECTRIFICATION AND RURAL SUBS (ALL)	R	647,258.91
REACTIVE ENERGY	R	0.00
SERVICE CHARGE	R	12,471.92
TOTAL CHARGES FOR BILLING PERIOD	R	11,505,375.22

ACCOUNT NO / REFERENCE NO

5395201346

NAME

BEAUFORT WEST LOCAL

FAX NUMBER

0234148105

0934 5395201346

TOTAL CHARGES FOR BILLING PERIOD

R 11,505,375.22

ACCOUNT SUMMARY FOR AUGUST 2024

BALANCE BROUGHT FORWARD	(Due Date 2024-09-02)	R	90,159,576.29
PAYMENT(S) RECEIVED	Cash - 2024-08-30	R	-14,599,859.74
TOTAL CHARGES FOR BILLING PERIOD		R	11,505,375.22
VAT RAISED ON ITEMS AT 14%		R	0.00
VAT RAISED ON ITEMS AT 15%		R	1,725,806.28

11341 5395201346



9207 2539 5201 3460



TOTAL AMOUNT DUE

88,790,898.05

ARREARS

>90 DAYS	61-90 DAYS	31-60 DAYS	16-30 DAYS	CURRENT	TOTAL DUE R
49,901,202.5	11,058,570.38	14,599,943.63	0.00	13,231,181.50	88,790,898.05

Account OVERDUE - Subject to Disconnection

PAYMENT ARRANGEMENT

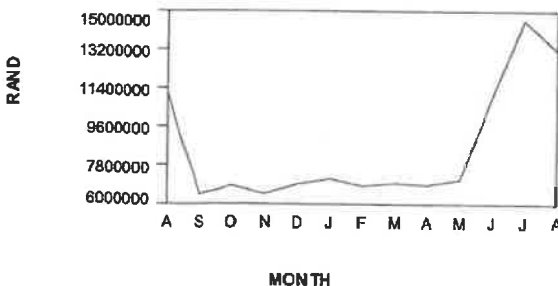
INSTALMENT 0.01

ARREARS (Due Immediately) 75,559,716.5

DUE DATE (For Current Amount) 2024-10-02

AMOUNT PAID

LATE PAYMENT CHARGES WILL BE ADDED TO OVERDUE ACCOUNT



PAGE RUN NO	EB 37
BILL GROUP	
BILL PAGE	1 OF 2



WESTERN REGION
PO BOX 377 BELVILLE 7535

CONTACT CENTRE: (0860) 037566

FAX NO: 0862 437 566

E-MAIL: customerservices@eskom.co.za

WEB: WWW.ESKOM.CO.ZA

BEAUFORT WEST LOCAL MUNICIPALITY
ATT CHIEF FINANCIAL OFFICER
PRIVATE BAG X582
BEAUFORT WEST
6970

YOUR ACCOUNT NO	5395201346
BILLING DATE	2024-09-02
TAX INVOICE NO	539637184193
ACCOUNT MONTH	AUGUST 2024
CURRENT DUE DATE	2024-10-02
VAT REG NO	4000846388
NOTIFIED MAX DEMAND	20,000.00
UTILISED CAPACITY	20,000.00

CONSUMPTION DETAILS (2024-08-01 - 2024-08-31)

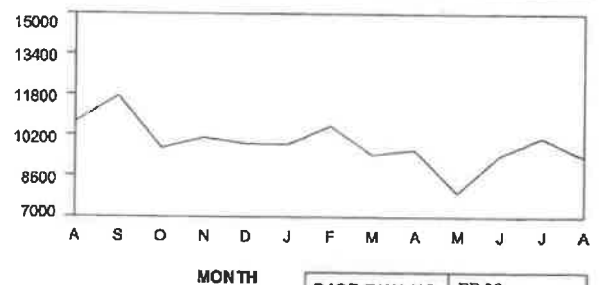
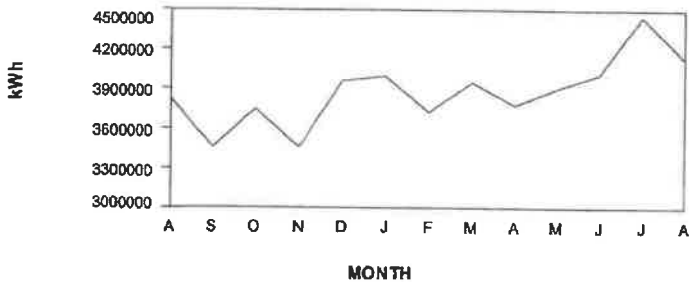
ENERGY CONSUMPTION OFF PEAK kWh	1,683,406.82
ENERGY CONSUMPTION STD kWh	1,699,313.19
ENERGY CONSUMPTION PEAK kWh	747,841.10
ENERGY CONSUMPTION ALL kWh	4,130,561.11
DEMAND CONSUMPTION - OFF PEAK	8,274.21
DEMAND CONSUMPTION - STD	9,157.36
DEMAND CONSUMPTION - PEAK	9,390.69
DEMAND READING - kW/KVA	9,390.69
REACTIVE ENERGY - OFF PEAK	9,120.48
REACTIVE ENERGY - STD	22,380.00
REACTIVE ENERGY - PEAK	10,661.76
LOAD FACTOR	59.00

PREMISE ID NUMBER TARIFF NAME: Megaflex

BEAUFORT WES MUNIC 1/3210 REMOTE DROERIVIER

Administration Charge @ R181.34 per day for 31 days	R	5,621.54
TX Network Capacity Charge 20,000 kVa @ R15.94 : = R15.94/kVA	R	318,800.00
Network Capacity Charge 20,000 kVA @ R11.55 : = R11.55/kVA	R	231,000.00
Network Demand Charge 9,390.69 kVA @ R21.37 : = R21.37 /kVA	R	200,679.05
Urban Low Voltage Subsidy 20,000 kVa @ R28.29 : = R28.29/kVA	R	565,800.00
Ancillary Service Charge 4,130,561 kWh @ R0.0073 /kWh	R	30,153.10
High Season Off Peak Energy Charge 1,683,407 kWh @ R1.0138 /kWh	R	1,706,638.02
High Season Peak Energy Charge 747,841 kWh @ R6.165 /kWh	R	4,610,439.77
High Season Standard Energy Charge 1,699,313 kWh @ R1.8672 /kWh	R	3,172,957.23
Electrification and Rural Subsidy 4,130,561 kWh @ R0.1567 /kWh	R	647,258.91
High Season Reactive energy Charge 0 kvarh @ R0.283 /kvarh	R	0.00
Standard Connection Charge R3,555.68	R	3,555.68
SERVICE CHARGE	R	12,471.92

TOTAL CHARGES R **11,505,375.22**



PAGE RUN NO	EB 38
BILL GROUP	
BILL PAGE	2 OF 2

BILL PAYMENTS OPTIONS



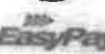
Debit Order

- Avoid queues, late payments, the risk of your service being disconnected and the possibility of having to pay interest.
- Should you choose to pay your account by debit order, please contact the Contact Centre on the number or address given on the front of this bill.
- You set a limit on your Debit Order, so that you can keep control.
- Should your Debit Order details change, please contact the Contact Centre on the number or address given on the front of this bill.



Direct Deposits

- Make direct deposits or transfers at bank counters and ATM's.
- Eskom's banking details may be found on the front of this bill.
- Ensure that your Eskom account number is used as a reference for the Direct Deposit.



Collection Agencies

Pay your bill at:

- Any Pick n Pay store, Hypermarkets, Family stores, Spar or any other retail outlet that provides EasyPay and Pay@ services.
- Shoprite/Checkers Money Market Kiosks and Foodworld stores.
- Take note that SAPO branches are utilized for payments by one of our main Agents
- Take your bill with you when making a payment through one of our Agencies.
- Please note that certain restrictions apply to the form of payments that may be tendered. (i.e. cash, cheques or credit cards, depending on the particular agency).



Internet Payments

Internet Payments can be made:

- Through your own Bank's web site (contact your bank for more information).
- Through the collection agent's web site.
- Ensure that your Eskom account number is used in the reference field at all times.



Telephonic Payments

- Use your banks phone-in services to transfer payments to Eskom from your Bank account (contact your Bank for more information).
- Credit card payments can be made by calling the Eskom Contact Centre number given on the front of this bill.



Multiple Account Payments

- If multiple payments are made to one account, please send a breakdown of each account together with amounts to the Contact Centre shown on the front of this bill. To prevent interest accruing, or disconnections on these accounts, schedules should be sent immediately.



Postal Payments (No post-dated cheques will be accepted)

- Cheques, made payable to Eskom Holding SOC Ltd and marked "Not Transferable" between two parallel lines, can be mailed to the postal address shown on the front of this bill. Eskom does not support this channel and may charge for this channel of payment.
- For your own security, cash and cash cheques should not be sent through the post.
- Eskom will not be responsible for any loss sustained.

BILL DELIVERY OPTIONS



- Accounts can be emailed directly to your email address in a secure 128 bit encrypted format.
- The electronic bill complies with SARS regulations
- To make use of this facility send an email to customerservices@eskom.co.za stating your account number and required email address.
- Please note once the email option is selected you will no longer receive a printed copy of your bill.
- For small power users the bill is available on request in the official language of your choice.

ACCOUNT NUMBER

NAME

POSTAL ADDRESS

POSTAL CODE

TELEPHONE NUMBER (BUS)

TELEPHONE NUMBER (HOME)

TELEPHONE NUMBER (CELL)

E-MAIL ADDRESS

FAX NUMBER

GENERAL ACCOUNT INFORMATION

Conditions

- Electricity services are supplied, and this bill is rendered, in terms of Eskom's conditions of contract, as amended from time to time.

Auto Increase in Debit Order Limit

- As a service, Debit Order limits will be increased by the average rate increase as announced by Eskom.

- **Small power supplies:** in effecting payment pursuant to this invoice, I specifically agree that Eskom's Standard Prices (as amended and approved by the NERSA) and its Standard Conditions of Supply for Small Power users shall apply. Copies of the said documents are available on request from Eskom's Contact Centres. Any objection to the above shall be lodged with Eskom within 14 days of receipt of this invoice, which may result in Eskom terminating the supply.

VAT Registration Number

- While we endeavour to ensure the information supplied is updated, Eskom Holdings Ltd accepts no responsibility for any incorrect VAT registration number of a CUSTOMER appearing on the invoice. Please advise Eskom of any change in your VAT registration number.

Payment of Accounts

- Due Date means the date the electricity account is deemed to be received by the customer as provided for in the electricity supply agreement
- Final Payment Date means the date by when the customer's payment of the full invoiced amount must be reflected in Eskom's bank account, failing which interest will be charged, from the Due Date to the date of payment, on the outstanding amount.
- Accounts are due and payable when rendered. The due date on the account is in respect of the current month's electricity consumption.
- Estimated readings will be automatically adjusted after the next actual meter reading.
- Payments may not be deferred.
- If going away, please pay in advance to cover any accounts which may become due in your absence.
- If there is a delay in the receipt of your account, please pay an average amount based on your last account and advise Eskom accordingly.
- All payments that are more than R3 500 per account per month made by either a credit card, debit card or cash will attract a bank fee charge recovery which will be debited to your next bill of account.

Late Payments, Non Payments & Disconnection

- Interest is payable on overdue accounts.
- Eskom is entitled to disconnect supply for non-payment.
- In the event of a disconnection and in addition to the repayment of all outstanding amounts due, a disconnection/visit fee and additional deposit will become payable.
- Meter tampering is a criminal offence, punishable by law. In addition, charges associated with damage to Eskom property will be for your account.
- Your agreement may not be taken over by a 3rd party. You are legally liable for all charges reflected on this bill.

Accounts Handed Over for Collection

- Eskom has contracted to National Debt Collectors for accounts handed over.
- All payments for accounts handed over are still payable to Eskom.
- Should the customer pay the debt collector directly and not into Eskom's account, then Eskom will not be held liable.

PLEASE ADVISE ESKOM IF ANY OF YOUR DETAILS CHANGE OR ARE INCORRECTLY REFLECTED ON THIS BILL. PLEASE PHONE, E-MAIL, FAX OR MAIL THE INFORMATION TO US. DETAILS ON FRONT OF BILL. USE TEAR OFF SLIP ALONGSIDE. THE INFORMATION AS STATED ABOVE IS AVAILABLE, ON REQUEST, IN THE OFFICIAL LANGUAGE OF YOUR CHOICE.



Proof of payment

Date: 30/09/2024 Time: 2:52:23 PM

Profile name:	BEAUFORT WEST MUNICIPALITY
Batch reference number:	1884594952
Reference number:	00000004847371017
Payment date:	30/09/2024
From account name:	*BEAUFORT WEST MUNICIPALITY
From account description:	*BEAUFORT WEST MUNICIPALITY
From account statement description:	15/19684*ESKOM-53952
Beneficiary account / cell phone number:	340167430
Beneficiary/ Recipient name:	ESKOM-5395201346
Beneficiary statement description:	5395201346
Branch code:	632005
Amount:	13,231,181.50

Additional comments by payer:

View your account to **confirm that you have received this payment.**

 All payments are subject to clearing rules.

Please refer to landing page for cut off times and telephone numbers.

Private Bag 582
Beaufort West
Beaufort West - 6970

Tel: 023 414 8100
Fax: 023 414 8105
Email: treasury@beaufortwestmun.co.za
Website: www.beaufortwestmun.co.za
VAT Regi- 4000846388

Payment Instruction Detail

PAYMENT DETAILS							Status - Awaiting Payment Approval		
Payment Instruction Number	Payment Instruction Date	Payment Id	Doc Number	Payment Type	Transaction Type	Cashbook	Payment Due Date	Total Payment Amount	Outstanding Payment Amount
P109/25/00037431/2024-2025	25/09/2024	37431	15/19683	Normal	Exp - Direct Payment EFT	Nedbank 2025	06/10/2024	R 11 766.52	R 11 766.52

VENDOR DETAILS			
Vendor Name	Vendor Number	Bank	Account Number
ESKOM-8349427960	SCM/2208	ABSA BANK LIMITED	340167430

INVOICE DETAILS				
Invoice Number	Vendor/Creditor Invoice Number	Vendor Invoice Date	Goods/Service Description	Invoice Amount (excl. VAT)
SPI9/9/00018637/2024-2025	INV634032487610	06/09/2024	Electricity Programme, Electricity Administration Project / ESKOM / elektries/8349427960	R 10 231.76

VENDOR DETAILS			
Branch Code	Account Type	Payment Reference	Invoice Amount (incl. VAT) Payment
632005	Cheque/Current Account	ESKOM-8349427960	R 11 766.52

Print Date: 25/09/2024 03:16 PM
User: Desirée Melani
1 of 1

Private Bag 582
Beaufort West
Beaufort West - 6870

Tel: 023 414 8100
Fax: 023 414 8105
Email: treasury@beaufortwestmun.co.za
Website: www.beaufortwestmun.co.za
VAT Reg:- 4000846388



Sundry Invoice Detail

Invoice Number SPI9/9/00018637/2024-2025

Vendor Name ESKOM-8349427960

Invoice Date 06/09/2024

Vendor Number SCM/2208

Company Type

Vendor Invoice Number	Project Name	Project Item	Plan Item ID	Purchase Item	Quantity	Unit Price	Invoice Amount (Excl. VAT)	VAT	Invoice Amount (Incl. VAT)
INV834032487610	8030 - Electricity Programme, Electricity Administration Project	ESKOM IE002001001000000000000000000000000000	161242	elektries/8349427960	1.0000	R 10 231.76	R 10 231.76	R 1 534.76	R 11 766.52
Total Amount							R 10 231.76	R 1 534.76	R 11 766.52

Print Date: 09/09/2024 01:24 PM

User: Dealerie Melani

Page 1 of 1

1/10/2024
R 11 766.52

due: 1/10/24



**MUNISIPALITEIT / MUNICIPALITY
BEAUFORT-WES/BEAUFORT WEST/BHOBHOFULO**
Kantoor van die Munisipale Bestuurder / Office of the Municipal Manager

MAGTIGING VIR BETALING (TOT R30 000.00)

Hiermee verleen ek C. DE KOKER.....Wnde Senior Bestuurder:
Elektrotegniese Dienste,

goedkeuring vir die betaling van R 11.766 = 52.....

aan Eskom: Nelspoort 834 94 27960 .

GOEDKEUR	<input checked="" type="checkbox"/>
NIE GOEDGEKEUR	<input type="checkbox"/>

C. DE KOKER

WNDE SENIOR BESTUURDER: ELEKTROTEGNIесе DIENSTE



WESTERN REGION
PO BOX 377 BELVILLE 7535



ESKOM HOLDINGS SOC LTD REG NO 2002/015527/30
VAT REG NO 4740101508

CONTACT CENTRE: (0860) 037566
FAX NO: 0862 437 566
E-MAIL: customerservices@eskom.co.za
WEB: WWW.ESKOM.CO.ZA

TEL: 08600 37566
SMS:

BEAUFORT WEST MUNICIPALITY
PO BOX 582
BEAUFORT WEST
6970

YOUR ACCOUNT NO	8349427960
SECURITY HELD	17126.31
BILLING DATE	2024-09-06
TAX INVOICE NO	834032487610
ACCOUNT MONTH	SEPTEMBER 2024
CURRENT DUE DATE	2024-10-01
VAT REG NO	4000846388
NOTIFIED MAX DEMAND	100.00


CUSTOMER SELF SERVICE WEBSITE
<https://csonline.eskom.co.za>

WESTERN REGION
PO BOX 377 BELVILLE 7535

DIRECT DEPOSIT DETAIL	
BANK:	ABSA
BRANCH CODE:	334110
BANK ACC NO:	34016743

TAX INVOICE

E-MAIL: eskomaccounts@beaufortwestmun.co.za

READING TYPE: ACTUAL	READING DATES: 2024/08/02 - 2024/09/06	NO OF DAYS: 35	SEASON:																				
Your next estimated reading will be on 02/10/2024																							
CONSUMPTION SUMMARY FOR BILLING PERIOD																							
METER NUMBER	PREV. READING	CURR. READING	DIFFERENCE																				
3015115670695	314602.0000	315976.0000	1374.0000																				
TOTAL ENERGY CONSUMED FOR BILLING PERIOD (kWh)			1,374.000																				
PREMISE ID NUMBER	0535806907	TARIFF NAME:	Landrate 1,2,3																				
NLSPOORT																							
Service and Administration Charge @ R46.54 per day for 35 days	R	1,628.90																					
Network Capacity Charge @ R139.77 per day for 35 days	R	4,891.95																					
Network Demand Charge 1,374 kWh @ R0.5325 /kWh	R	731.66																					
Ancillary service charge 1,374 kWh @ R0.0082 /kWh	R	11.27																					
Energy Charge 1,374 kWh @ R2.1601 /kWh	R	2,967.98																					
TOTAL CHARGES FOR BILLING PERIOD			R 10,231.76																				
ACCOUNT SUMMARY FOR SEPTEMBER 2024																							
BALANCE BROUGHT FORWARD (Due Date 2024-08-31)	R	9,990.23																					
PAYMENT(S) RECEIVED ACB Payment - 2024-08-21	R	-9,990.23																					
TOTAL CHARGES FOR BILLING PERIOD	R	10,231.76																					
VAT RAISED ON ITEMS AT 14%	R	0.00																					
VAT RAISED ON ITEMS AT 15%	R	1,534.76																					
TOTAL AMOUNT DUE			R 11,766.52																				
																							
<table border="1"> <tr> <th colspan="4">ARREARS</th> <th rowspan="2">CURRENT</th> <th rowspan="2">TOTAL AMOUNT DUE</th> <th rowspan="2">R</th> <th rowspan="2">11,766.52</th> </tr> <tr> <th>>90 DAYS</th> <th>61-90 DAYS</th> <th>31-60 DAYS</th> <th>0.00</th> </tr> <tr> <td>0.00</td> <td>0.00</td> <td>0.00</td> <td></td> <td>11,766.52</td> <td></td> <td></td> <td></td> </tr> </table>				ARREARS				CURRENT	TOTAL AMOUNT DUE	R	11,766.52	>90 DAYS	61-90 DAYS	31-60 DAYS	0.00	0.00	0.00	0.00		11,766.52			
ARREARS				CURRENT	TOTAL AMOUNT DUE	R	11,766.52																
>90 DAYS	61-90 DAYS	31-60 DAYS	0.00																				
0.00	0.00	0.00		11,766.52																			

ACCOUNT NO / REFERENCE NO	8349427960
NAME	BEAUFORT WEST MUNICIPALITY
FAX NUMBER	0865020900
0934 8349427960	

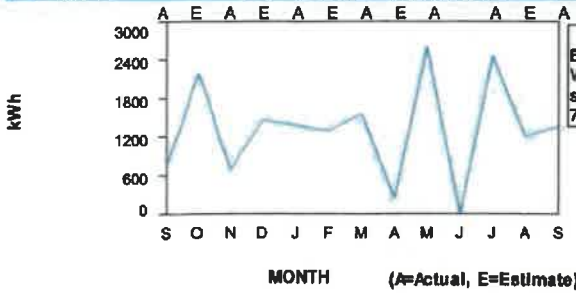
11341 8349427960



9207 2834 9427 9600



TOTAL AMOUNT DUE
11,766.50



Message
Eskom will move towards quarterly meter readings from 1 April 2014. We encourage all customers who have access to their meter boxes to submit their meter reads by calling the Eskom Contact Centre 086 003 7566 or submitting it on the Eskom website

PAGE RUN NO	EE 89
BILL GROUP	
BILL PAGE	1 OF 1

PAYMENT ARRANGEMENT	
INSTALMENT	0.00
ARREARS	0.00
DUE DATE	2024-10-01
AMOUNT PAID	

LATE PAYMENT CHARGES WILL BE ADDED TO OVERDUE ACCOUNTS



Proof of payment

Date: 26/09/2024 Time: 11:54:29 AM

Profile name:	BEAUFORT WEST MUNICIPALITY
Batch reference number:	1884582164
Payment reference number:	000000004837307526
Payment date:	26/09/2024
Payment capture date:	26/09/2024
Payment authorise date and time:	26/09/2024 10:16:33 AM
From account name:	*BEAUFORT WEST MUNICIPALITY
From account description:	*BEAUFORT WEST MUNICIPALITY
From account statement description:	15/19683*ESKOM-83494
Beneficiary account number:	340167430
Beneficiary/ Recipient name:	ESKOM-8349427960
Beneficiary statement description:	8349427960
Branch code:	632005
Amount:	11,766.52
Real-time:	No

Additional comments by payer:

View your account to confirm that you have received this payment.

- All payments are subject to clearing rules.

Please refer to landing page for cut off times and telephone numbers.

PI09/12/00037353



BEAUFORT-WES - BEAUFORT WEST - BHOBHOFOLO
MUNISIPALITEIT - MUNICIPALITY - U MASIPALA WASE

DEPARTEMENT: FINANSIËLE DIENSTE / DEPARTMENT: FINANCIAL SERVICES
ELEKTRONIESE BETALING / ELECTRONIC PAYMENT(EFT)
BETALINGSADVIES / PAYMENT VOUCHER

Tel # 023 414 8100

BTW/ VAT #: 40008 46 388

Privaatsak/Private Bag 582

E-mail: treasury@beaufortwestmun.co.za

Beaufort-Wes/West 6970

DT TO:	ESKOM MURRAYSBURG (BANKDEBIT)	Vendor code	
	FNB	Verw. / Ref. #	
Code	223,626	Bewys / Voucher #	19604
Bank	55,070,067,316	Besending/ Batch #	ESK 240912
		Datum/Date	2024/09/12

Fakt / Inv #			
	ACC NO: 5575899099 - 557627639713	R	1,031,920.33
	MIN AFREKKING VAN BANK 11/09/2024	R	-850,000.00
		R	181,920.33

Pos / Vote #	Bedrag / Amount	Totaal / Total
8049	R 181,920.33	- 23 728 74 = 158 191.59
Totaal Debiete	R 181,920.33	
BANK	8980 2500 0000	Kt / Ct
		R 181,920.33



Korrek Gesertifiseer
Certified Correct

^^ Prepared by



NORTH WESTERN REGION
PRIVATE BAG X16 WESTVILLE 3630



CONTACT CENTRE: (0860) 037566
FAX NO: 0862 437 566
E-MAIL: customerservice@eskom.co.za
WEB: WWW.ESKOM.CO.ZA

TEL: 08600 37566
SMS:

ESKOM HOLDINGS SOC LTD REG NO 2002/015527/30
VAT REG NO 4740101508

MUNICIPALITY BEAUFORT WEST
PRIVATE BAG X582
BEAUFORT WEST
6970

YOUR ACCOUNT NO	5575899099
SECURITY HELD	719643.95
BILLING DATE	2024-08-12
TAX INVOICE NO	557627639713
ACCOUNT MONTH	AUGUST 2024
CURRENT DUE DATE	2024-09-11
VAT REG NO	4000846388

CUSTOMER SELF SERVICE WEB:
<https://csonline.eskom.co.za>

NORTH WESTERN REGION
PRIVATE BAG X16 WESTVILLE 3630

DIRECT DEPOSIT DETAIL
BANK: First National B.
BRANCH CODE: 2234
BANK ACC NO: 55070067

TAX INVOICE

E-MAIL: eskomaccounts@beaufortwestmun.co.za

ACCOUNT TRANSACTION SUMMARY

ADMINISTRATION CHARGE	R	2,727.07
DIST. NETWORK CAPACITY CHARGE	R	31,167.00
NETWORK DEMAND CHARGE (C/KWH) (ALL)	R	129,117.42
ANCILLARY SERVICE (ALL)	R	2,272.02
ENERGY CHARGE (OFF)	102,611.00	R 111,876.77
ENERGY CHARGE (PEAK)	54,691.00	R 382,617.74
ENERGY CHARGE (STD)	119,775.00	R 240,580.07
REACTIVE ENERGY	29,222.00	R 5,172.29
SERVICE CHARGE	R	11,793.64

TOTAL CHARGES FOR BILLING PERIOD R **897,324.02**

ACCOUNT SUMMARY FOR AUGUST 2024


BALANCE BROUGHT FORWARD	(Due Date 2024-08-10)	R	809,870.19
PAYMENT(S) RECEIVED	Autopay Current/Cheque Account - 2024-08-12	R	-809,870.19
TOTAL CHARGES FOR BILLING PERIOD		R	897,324.02
ADJUSTMENT	AUTO PAY DISCOUNT	R	-2.00
VAT RAISED ON ITEMS AT 14%		R	0.00
VAT RAISED ON ITEMS AT 15%		R	134,598.31

ACCOUNT NO / REFERENCE NO
5575899099

NAME
MUNICIPALITY BEAUFORT WEST
FAX NUMBER
0498440271

0934 5575899099

COPY ONLY



Handwritten signature

11341 5575899099



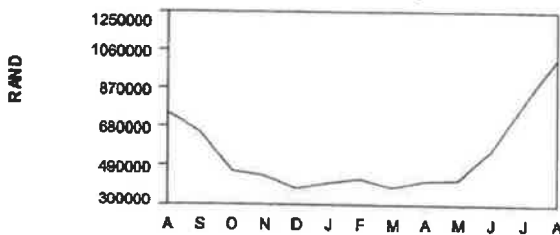
9207 2557 5899 0999



TOTAL AMOUNT DUE

1,031,920.31

ARREARS					
>90 DAYS	61-90 DAYS	31-60 DAYS	16-30 DAYS	CURRENT	
0.00	0.00	0.00	0.00	1,031,920.33	
				TOTAL DUE R	1,031,920.33



MONTH

PAYMENT ARRANGEMENT

INSTALMENT 0.0

ARREARS 0.0

DUE DATE 2024-09-11

AMOUNT PAID

PAGE RUN NO	EP 20
BILL GROUP	
BILL PAGE	1 OF 2

LATE PAYMENT CHARGES WILL BE ADDED TO OVERDUE ACCOUNT



NORTH WESTERN REGION
PRIVATE BAG X16 WESTVILLE 3630

CONTACT CENTRE: (0860) 037566

FAX NO: 0862 437 566

E-MAIL: customerservices@eskom.co.za

WEB: WWW.ESKOM.CO.ZA

MUNICIPALITY BEAUFORT WEST
PRIVATE BAG X582
BEAUFORT WEST
6970

YOUR ACCOUNT NO	5575899099
BILLING DATE	2024-08-12
TAX INVOICE NO	557627639713
ACCOUNT MONTH	AUGUST 2024
CURRENT DUE DATE	2024-09-11
VAT REG NO	4000846388
NOTIFIED MAX DEMAND	900.00
UTILISED CAPACITY	900.00

CONSUMPTION DETAILS (2024-07-10 - 2024-08-09)

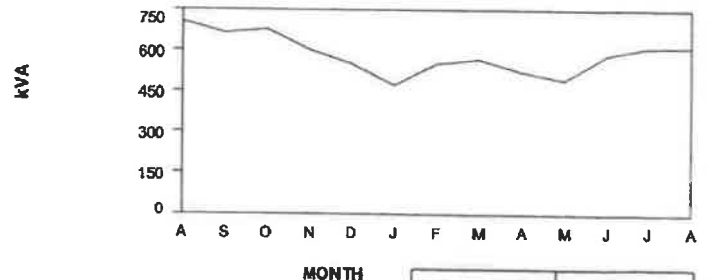
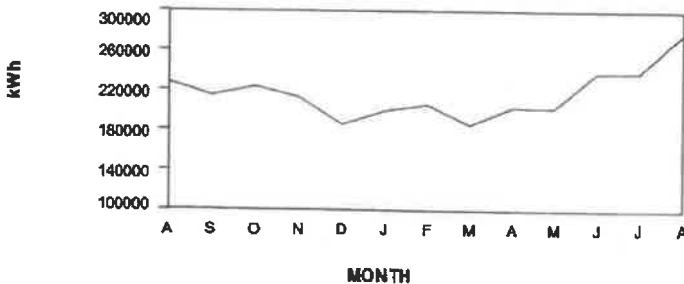
ENERGY CONSUMPTION OFF PEAK kWh	102,610.86
ENERGY CONSUMPTION STD kWh	119,774.58
ENERGY CONSUMPTION PEAK kWh	54,890.54
ENERGY CONSUMPTION ALL kWh	277,075.98
DEMAND READING - kW/KVA	615.24
REACTIVE ENERGY - OFF PEAK	53,882.37
REACTIVE ENERGY - STD	42,239.84
REACTIVE ENERGY - PEAK	16,222.72
REACTIVE ENERGY - ALL	112,344.93
EXCESS REACTIVE ENERGY	29,222.13
LOAD FACTOR	62.00

PREMISE ID NUMBER TARIFF NAME: Ruraflex Interval

OBS49 MUNICIPALITEIT MURRAYSBURG BULK SUPPLY OBS49

Administration Charge @ R87.97 per day for 31 days	R	2,727.07
Network Capacity Charge 900 kVA @ R34.63 : = R34.63/kVA	R	31,187.00
Network Demand Charge (All Periods) 277,076 kWh @ R0.486 /kWh	R	129,117.42
Ancillary Service Charge 277,076 kWh @ R0.0082 /kWh	R	2,272.02
High Season Off Peak Energy Charge 102,611 kWh @ R1.0903 /kWh	R	111,878.77
High Season Peak Energy Charge 54,891 kWh @ R6.6303 /kWh	R	362,617.74
High Season Standard Energy Charge 119,775 kWh @ R2.0985 /kWh	R	240,580.07
High Season Reactive Energy Charge 29,222 kvarh @ R0.17 /kvarh	R	5,172.29
SERVICE CHARGE	R	11,793.64

TOTAL CHARGES R **897,324.02**



PAGE RUN NO	EP 21
BILL GROUP	
BILL PAGE	2 OF 2

BILL PAYMENTS OPTIONS



Debit Order

- Avoid queues, late payments, the risk of your service being disconnected and the possibility of having to pay interest.
- Should you choose to pay your account by debit order, please contact the Contact Centre on the number or address given on the front of the bill.
- You set a limit on your Debit Order, so that you can keep control.
- Should your Debit Order details change, please contact the Contact Centre on the number or address given on the front of this bill.



Direct Deposits

- Make direct deposits or transfers at bank counters and ATM's.
- Eskom's banking details may be found on the front of this bill.
- Ensure that your Eskom account number is used as a reference for the Direct Deposit.



Collection Agencies

Pay your bill at:

- Any Pick n Pay store, Hypermarkets, Family stores, Spar or any other retail outlet that provides EasyPay and Pay@ services.
- Shoprite/Checkers Money Market Kiosks and Foodworld stores.
- Take note that SAPO branches are utilized for payments by one of our main Agents
- Take your bill with you when making a payment through one of our Agencies.
- Please note that certain restrictions apply to the form of payments that may be tendered. (i.e. cash, cheques or credit cards, depending on the particular agency).



Internet Payments

Internet Payments can be made:

- Through your own Bank's web site (contact your bank for more information).
- Through the collection agent's web site.
- Ensure that your Eskom account number is used in the reference field at all times.



Telephonic Payments

- Use your banks phone-in services to transfer payments to Eskom from your Bank account (contact your Bank for more information).
- Credit card payments can be made by calling the Eskom Contact Centre number given on the front of this bill.



Multiple Account Payments

- If multiple payments are made to one account, please send a breakdown of each account together with amounts to the Contact Centre shown on the front of this bill. To prevent interest accruing, or disconnections on these accounts, schedules should be sent immediately.



Postal Payments (No post-dated cheques will be accepted)

- Cheques, made payable to Eskom Holding SOC Ltd and marked "Not Transferable" between two parallel lines, can be mailed to the postal address shown on the front of this bill. Eskom does not support this channel and may charge for this channel of payment.
- For your own security, cash and cash cheques should not be sent through the post.
- Eskom will not be responsible for any loss sustained.

BILL DELIVERY OPTIONS



- Accounts can be emailed directly to your email address in a secure 128 bit encrypted format.
- The electronic bill complies with SARS regulations
- To make use of this facility send an email to customerservices@eskom.co.za stating your account number and required email address.
- Please note once the email option is selected you will no longer receive a printed copy of your bill.
- For small power users the bill is available on request in the official language of your choice.

ACCOUNT NUMBER

NAME

POSTAL ADDRESS

POSTAL CODE

TELEPHONE NUMBER (BUS)

TELEPHONE NUMBER (HOME)

TELEPHONE NUMBER (CELL)

E-MAIL ADDRESS

FAX NUMBER

GENERAL ACCOUNT INFORMATION

Conditions

- Electricity services are supplied, and this bill is rendered, in terms of Eskom's conditions of contract, as amended from time to time.

Auto Increase in Debit Order Limit

- As a service, Debit Order limits will be increased by the average rate increase as announced by Eskom.

- **Small power supplies:** in effecting payment pursuant to this invoice, I specifically agree that Eskom's Standard Prices (as amended and approved by the NERSA) and its Standard Conditions of Supply for Small Power users shall apply. Copies of the said documents are available on request from Eskom's Contact Centres. Any objection to the above shall be lodged with Eskom within 14 days of receipt of this invoice, which may result in Eskom terminating the supply.

VAT Registration Number

- While we endeavour to ensure the information supplied is updated, Eskom Holdings Ltd accepts no responsibility for any incorrect VAT registration number of a CUSTOMER appearing on the invoice. Please advise Eskom of any change in your VAT registration number.

Payment of Accounts

- Due Date means the date the electricity account is deemed to be received by the customer as provided for in the electricity supply agreement
- Final Payment Date means the date by when the customer's payment of the full invoiced amount must be reflected in Eskom's bank account, failing which interest will be charged, from the Due Date to the date of payment, on the outstanding amount.
- Accounts are due and payable when rendered. The due date on the account is in respect of the current month's electricity consumption.
- Estimated readings will be automatically adjusted after the next actual meter reading.
- Payments may not be deferred.
- If going away, please pay in advance to cover any accounts which may become due in your absence.
- If there is a delay in the receipt of your account, please pay an average amount based on your last account and advise Eskom accordingly.
- All payments that are more than R3 500 per account per month made by either a credit card, debit card or cash will attract a bank fee charge recovery which will be debited to your next bill of account.

Late Payments, Non Payments & Disconnection

- Interest is payable on overdue accounts.
- Eskom is entitled to disconnect supply for non-payment.
- In the event of a disconnection and in addition to the repayment of all outstanding amounts due, a disconnection/visit fee and additional deposit will become payable.
- Meter tampering is a criminal offence, punishable by law. In addition, charges associated with damage to Eskom property will be for your account.
- Your agreement may not be taken over by a 3rd party. You are legally liable for all charges reflected on this bill.

Accounts Handed Over for Collection

- Eskom has contracted to National Debt Collectors for accounts handed over.
- All payments for accounts handed over are still payable to Eskom.
- Should the customer pay the debt collector directly and not into Eskom's account, then Eskom will not be held liable.

PLEASE ADVISE ESKOM IF ANY OF YOUR DETAILS CHANGE OR ARE INCORRECTLY REFLECTED ON THIS BILL. PLEASE PHONE, E-MAIL, FAX OR MAIL THE INFORMATION TO US. DETAILS ON FRONT OF BILL. USE TEAR OFF SLIP ALONGSIDE.

THE INFORMATION AS STATED ABOVE IS AVAILABLE, ON REQUEST, IN THE OFFICIAL LANGUAGE OF YOUR CHOICE.

Date: 12/09/2024 Time: 8:12:38 AM

Account description: *BEAUFORT WEST MUNICIPALITY
 Account number: 1074280318
 Statement: 26860

Date	Transactions	Debit	Credit	Balance	VAT # ENC *
11/09/2024	VOORLOPIGE STAAT				
11/09/2024	OORGEBRING		0.00	0.00	
11/09/2024	POS JEAN-RAY JOOSTE 18/08/24			8,786,051.67	
11/09/2024	TK KTNT R2.00 FOOI		2.00	8,786,053.67	
11/09/2024	KONTANT TRANSAKSIE FOOI	-0.29		8,786,053.38	#
11/09/2024	POS JEAN-RAY JOOSTE 17/08/24	-7.19		8,786,046.19	#
11/09/2024	TK KTNT R1.00 FOOI		1.00	8,786,047.19	
11/09/2024	KONTANT TRANSAKSIE FOOI	-0.29		8,786,046.90	#
11/09/2024	POS JEAN-RAY JOOSTE 21/08/24	-7.19		8,786,039.71	#
11/09/2024	TK KTNT R1.00 FOOI		1.00	8,786,040.71	
11/09/2024	KONTANT TRANSAKSIE FOOI	-0.29		8,786,040.42	#
11/09/2024	KONTANT TRANSAKSIE FOOI	-7.19		8,786,033.23	#
11/09/2024	90/86397/699/173583			8,786,033.23	
11/09/2024	15/19599*DIE STADSTE		800.00	8,786,833.23	
11/09/2024	15/19596*12	-6,192.00		8,780,641.23	
11/09/2024	15/19601*O HAARVOOR	-3,000.00		8,777,641.23	
11/09/2024	15/19593*AC MAKENDLA	-2,911.68		8,774,729.55	
11/09/2024	15/19597*DE WELGEMOE	-1,209.96		8,773,519.59	
11/09/2024	15/19598*JJ DE VILLI	-1,104.03		8,772,415.56	
11/09/2024	15/19600*100041508	-570.95		8,771,844.61	
11/09/2024	15/19600*100041508	-79.50		8,771,765.11	
11/09/2024	ESKOM ESKOM 5575899099	-850,000.00		7,921,765.11	
11/09/2024	EASYPAY EASYP 4337000003	-159.27		7,921,605.84	
11/09/2024	NEDLNK DPRUSTD 00190137 2027		2,026.77	7,923,632.61	
11/09/2024	OORGEDRA			7,923,632.61	

Notice

Whilst every effort has been made to ensure that the information on this statement is accurate, Nedbank Limited takes no responsibility for any loss or damage suffered by any person as a result of their reliance upon the information contained in this statement and the contents should be verified against the final statement to be provided by Nedbank to the client.

- VAT is applicable for this transaction

* - Uncleared Effect (ENC) is applicable for this transaction

Account Total R 1,081,922.33
 < 850,000.00 >

 R 181,922.33 EFT



Proof of payment

Date: 12/09/2024 Time: 3:47:34 PM

Profile name:	BEAUFORT WEST MUNICIPALITY
Batch reference number:	1873890655
Reference number:	000000004815716539
Payment date:	12/09/2024
From account name:	*BEAUFORT WEST MUNICIPALITY
From account description:	*BEAUFORT WEST MUNICIPALITY
From account statement description:	15/19604*ESKOM: MURR
Beneficiary account / cell phone number:	55070067316
Beneficiary/ Recipient name:	ESKOM: MURRAYSBURG
Beneficiary statement description:	5575899099
Branch code:	200108
Amount:	181,920.33

Additional comments by payer:

View your account to confirm that you have received this payment.

- All payments are subject to clearing rules.

Please refer to landing page for cut off times and telephone numbers.

PI 09/17/00037379

19631

11/09/2024

ESKOM ESKOM 5575899099

- 850,000.00

- 110 869 57

739 130 43



- debit order -

NORTH WESTERN REGION
PRIVATE BAG X16 WESTVILLE 3630



ESKOM HOLDINGS SOC LTD REG NO 2002/015527/30
VAT REG NO 4740101508

CONTACT CENTRE: (0860) 037566
FAX NO: 0862 437 566
E-MAIL: customerservices@eskom.co.za
WEB: WWW.ESKOM.CO.ZA

TEL: 08600 37566
SMS:

MUNICIPALITY BEAUFORT WEST
PRIVATE BAG X582
BEAUFORT WEST
6970

YOUR ACCOUNT NO	5575899099
SECURITY HELD	719643.95
BILLING DATE	2024-08-12
TAX INVOICE NO	557627639713
ACCOUNT MONTH	AUGUST 2024
CURRENT DUE DATE	2024-09-11
VAT REG NO	4000846388

CUSTOMER SELF SERVICE WEBSITE
<https://csonline.eskom.co.za>

NORTH WESTERN REGION
PRIVATE BAG X16 WESTVILLE 3630

DIRECT DEPOSIT DETAIL

BANK: First National Bank
BRANCH CODE: 223626
BANK ACC NO: 55070067316

TAX INVOICE

E-MAIL: eskomaccounts@beaufortwestmun.co.za

ACCOUNT TRANSACTION SUMMARY

ADMINISTRATION CHARGE		R	2,727.07
DIST. NETWORK CAPACITY CHARGE		R	31,167.00
NETWORK DEMAND CHARGE (C/KWH) (ALL)		R	129,117.42
ANCILLARY SERVICE (ALL)		R	2,272.02
ENERGY CHARGE (OFF)	102,611.00	R	111,876.77
ENERGY CHARGE (PEAK)	54,691.00	R	362,617.74
ENERGY CHARGE (STD)	119,775.00	R	240,580.07
REACTIVE ENERGY	29,222.00	R	5,172.29
SERVICE CHARGE		R	11,793.64

ACCOUNT NO / REFERENCE NO

5575899099

NAME

MUNICIPALITY BEAUFORT WEST

FAX NUMBER

0498440271



0934 5575899099

TOTAL CHARGES FOR BILLING PERIOD

R 897,324.02

ACCOUNT SUMMARY FOR AUGUST 2024

BALANCE BROUGHT FORWARD	(Due Date 2024-08-10)	R	809,870.19
PAYMENT(S) RECEIVED	Autopay Current/Cheque Account - 2024-08-12	R	-809,870.19
TOTAL CHARGES FOR BILLING PERIOD		R	897,324.02
ADJUSTMENT	AUTO PAY DISCOUNT	R	-2.00
VAT RAISED ON ITEMS AT 14%		R	0.00
VAT RAISED ON ITEMS AT 15%		R	134,598.31

COPY ONLY



Handwritten signature

11341 5575899099



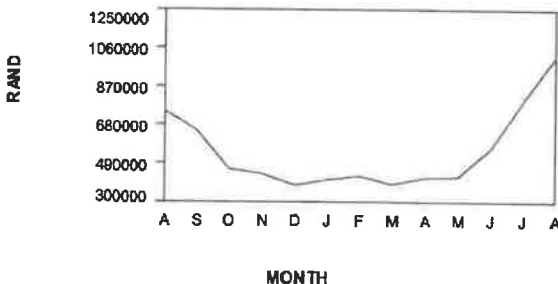
9207 2557 5899 0999



ARREARS				
>90 DAYS	61-90 DAYS	31-60 DAYS	16-30 DAYS	CURRENT
0.00	0.00	0.00	0.00	1,031,920.33
				TOTAL DUE R 1,031,920.33

TOTAL AMOUNT DUE

1,031,920.30



PAYMENT ARRANGEMENT

INSTALMENT	0.00
ARREARS	0.00
DUE DATE	2024-09-11
AMOUNT PAID	

PAGE RUN NO	EP 20
BILL GROUP	
BILL PAGE	1 OF 2

LATE PAYMENT CHARGES WILL BE ADDED TO OVERDUE ACCOUNT



NORTH WESTERN REGION
PRIVATE BAG X16 WESTVILLE 3630

CONTACT CENTRE: (0860) 037566

FAX NO: 0862 437 566

E-MAIL: customerservices@eskom.co.za

WEB: WWW.ESKOM.CO.ZA

MUNICIPALITY BEAUFORT WEST
PRIVATE BAG X582
BEAUFORT WEST
6970

YOUR ACCOUNT NO	5575899099
BILLING DATE	2024-08-12
TAX INVOICE NO	557627639713
ACCOUNT MONTH	AUGUST 2024
CURRENT DUE DATE	2024-09-11
VAT REG NO	4000846388
NOTIFIED MAX DEMAND	900.00
UTILISED CAPACITY	900.00

CONSUMPTION DETAILS (2024-07-10 - 2024-08-09)

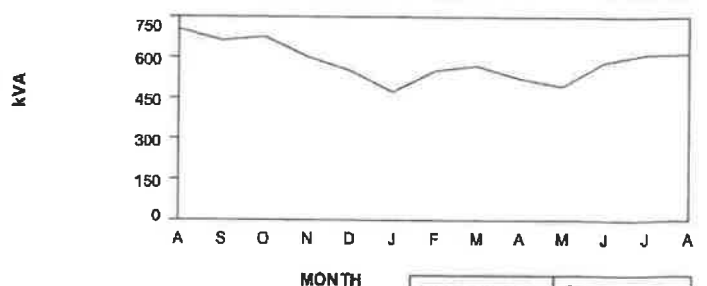
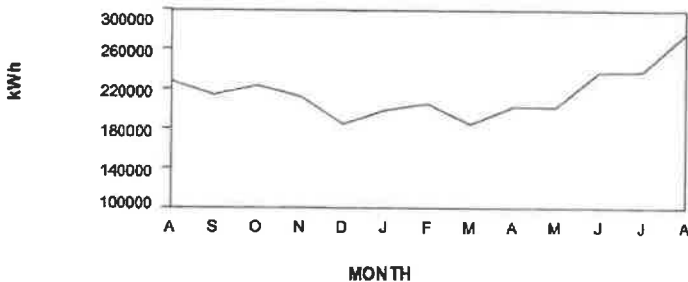
ENERGY CONSUMPTION OFF PEAK kWh	102,610.86
ENERGY CONSUMPTION STD kWh	119,774.58
ENERGY CONSUMPTION PEAK kWh	54,690.54
ENERGY CONSUMPTION ALL kWh	277,075.98
DEMAND READING - kW/KVA	615.24
REACTIVE ENERGY - OFF PEAK	53,882.37
REACTIVE ENERGY - STD	42,239.84
REACTIVE ENERGY - PEAK	16,222.72
REACTIVE ENERGY - ALL	112,344.93
EXCESS REACTIVE ENERGY	29,222.13
LOAD FACTOR	62.00

PREMISE ID NUMBER: 5575899668 TARIFF NAME: Ruraflex Interval

OBS49 MUNISIPALITEIT MURRAYSBURG BULK SUPPLY OBS49

Administration Charge @ R87.97 per day for 31 days	R	2,727.07
Network Capacity Charge 900 kVA @ R34.63 : = R34.63/kVA	R	31,167.00
Network Demand Charge (All Periods) 277,076 kWh @ R0.466 /kWh	R	129,117.42
Ancillary Service Charge 277,076 kWh @ R0.0082 /kWh	R	2,272.02
High Season Off Peak Energy Charge 102,611 kWh @ R1.0903 /kWh	R	111,876.77
High Season Peak Energy Charge 54,691 kWh @ R6.6303 /kWh	R	362,617.74
High Season Standard Energy Charge 119,775 kWh @ R2.0086 /kWh	R	240,580.07
High Season Reactive Energy Charge 29,222 kvarh @ R0.177 /kvarh	R	5,172.29
SERVICE CHARGE	R	11,793.64

TOTAL CHARGES R **897,324.02**



PAGE RUN NO	EP 21
BILL GROUP	
BILL PAGE	2 OF 2

BILL PAYMENTS OPTIONS



Debit Order

- Avoid queues, late payments, the risk of your service being disconnected and the possibility of having to pay interest.
- Should you choose to pay your account by debit order, please contact the Contact Centre on the number or address given on the front of this bill.
- You set a limit on your Debit Order, so that you can keep control.
- Should your Debit Order details change, please contact the Contact Centre on the number or address given on the front of this bill.



Direct Deposits

- Make direct deposits or transfers at bank counters and ATM's.
- Eskom's banking details may be found on the front of this bill.
- Ensure that your Eskom account number is used as a reference for the Direct Deposit.



Collection Agencies

Pay your bill at:

- Any Pick n Pay store, Hypermarkets, Family stores, Spar or any other retail outlet that provides EasyPay and Pay@ services.
- Shoprite/Checkers Money Market Kiosks and Foodworld stores.
- Take note that SAPO branches are utilized for payments by one of our main Agents.
- Take your bill with you when making a payment through one of our Agencies.
- Please note that certain restrictions apply to the form of payments that may be tendered. (i.e. cash, cheques or credit cards, depending on the particular agency).



Internet Payments

Internet Payments can be made:

- Through your own Bank's web site (contact your bank for more information).
- Through the collection agent's web site.
- Ensure that your Eskom account number is used in the reference field at all times.



Telephonic Payments

- Use your banks phone-in services to transfer payments to Eskom from your Bank account (contact your Bank for more information).
- Credit card payments can be made by calling the Eskom Contact Centre number given on the front of this bill.



Multiple Account Payments

- If multiple payments are made to one account, please send a breakdown of each account together with amounts to the Contact Centre shown on the front of this bill. To prevent interest accruing, or disconnections on these accounts, schedules should be sent immediately.



Postal Payments (No post-dated cheques will be accepted)

- Cheques, made payable to Eskom Holding SOC Ltd and marked "Not Transferable" between two parallel lines, can be mailed to the postal address shown on the front of this bill. Eskom does not support this channel and may charge for this channel of payment.
- For your own security, cash and cash cheques should not be sent through the post.
- Eskom will not be responsible for any loss sustained.

BILL DELIVERY OPTIONS



- Accounts can be emailed directly to your email address in a secure 128 bit encrypted format.
- The electronic bill complies with SARS regulations
- To make use of this facility send an email to customerservices@eskom.co.za stating your account number and required email address.
- Please note once the email option is selected you will no longer receive a printed copy of your bill.
- For small power users the bill is available on request in the official language of your choice.

ACCOUNT NUMBER

NAME

TAL ADDRESS

POSTAL CODE

TELEPHONE NUMBER (BUS)

TELEPHONE NUMBER (HOME)

TELEPHONE NUMBER (CELL)

E-MAIL ADDRESS

FAX NUMBER

GENERAL ACCOUNT INFORMATION

Conditions

- Electricity services are supplied, and this bill is rendered, in terms of Eskom's conditions of contract, as amended from time to time.

Auto Increase in Debit Order Limit

- As a service, Debit Order limits will be increased by the average rate increase as announced by Eskom.

- **Small power supplies;** in effecting payment pursuant to this invoice, I specifically agree that Eskom's Standard Prices (as amended and approved by the NERSA) and its Standard Conditions of Supply for Small Power users shall apply. Copies of the said documents are available on request from Eskom's Contact Centres. Any objection to the above shall be lodged with Eskom within 14 days of receipt of this invoice, which may result in Eskom terminating the supply.

VAT Registration Number

- While we endeavour to ensure the information supplied is updated, Eskom Holdings Ltd accepts no responsibility for any incorrect VAT registration number of a CUSTOMER appearing on the invoice. Please advise Eskom of any change in your VAT registration number.

Payment of Accounts

- Due Date means the date the electricity account is deemed to be received by the customer as provided for in the electricity supply agreement
- Final Payment Date means the date by when the customer's payment of the full invoiced amount must be reflected in Eskom's bank account, failing which interest will be charged, from the Due Date to the date of payment, on the outstanding amount.
- Accounts are due and payable when rendered. The due date on the account is in respect of the current month's electricity consumption.
- Estimated readings will be automatically adjusted after the next actual meter reading.
- Payments may not be deferred.
- If going away, please pay in advance to cover any accounts which may become due in your absence.
- If there is a delay in the receipt of your account, please pay an average amount based on your last account and advise Eskom accordingly.
- All payments that are more than R3 500 per account per month made by either a credit card, debit card or cash will attract a bank fee charge recovery which will be debited to your next bill of account.

Late Payments, Non Payments & Disconnection

- Interest is payable on overdue accounts.
- Eskom is entitled to disconnect supply for non-payment.
- In the event of a disconnection and in addition to the repayment of all outstanding amounts due, a disconnection/visit fee and additional deposit will become payable.
- Meter tampering is a criminal offence, punishable by law. In addition, charges associated with damage to Eskom property will be for your account.
- Your agreement may not be taken over by a 3rd party. You are legally liable for all charges reflected on this bill.

Accounts Handed Over for Collection

- Eskom has contracted to National Debt Collectors for accounts handed over.
- All payments for accounts handed over are still payable to Eskom.
- Should the customer pay the debt collector directly and not into Eskom's account, then Eskom will not be held liable.

PLEASE ADVISE ESKOM IF ANY OF YOUR DETAILS CHANGE OR ARE INCORRECTLY REFLECTED ON THIS BILL. PLEASE PHONE, E-MAIL, FAX OR MAIL THE INFORMATION TO US. DETAILS ON FRONT OF BILL. USE TEAR OFF SLIP ALONGSIDE.

THE INFORMATION AS STATED ABOVE IS AVAILABLE, ON REQUEST, IN THE OFFICIAL LANGUAGE OF YOUR CHOICE.

Private Bag 582
Beaufort West
Beaufort West - 6870

Tel: 023 414 8100
Fax: 023 414 8105
Email: treasury@beaufortwestmun.co.za
Website: www.beaufortwestmun.co.za
VAT Regj- 4000846388

Sundry Invoice Detail

Invoice Number: SPI26/9/00018766/2024-2025 Vendor Name: ESKOM-9646799000
Invoice Date: 22/09/2024 Vendor Number: SCM/2209
Company Type:

Vendor Invoice Number	Project Name	Project Item	Plan Item ID	Purchase Item	Quantity	Unit Price	Invoice Amount (Excl. VAT)	VAT	Invoice Amount (Incl. VAT)
INV964951282215	8030 - Electricity Programme_Electricity Administration Project	ESKOM IE002001.001.00000000000000000000000000000000	161242	elektries/9646799000	1.0000	R 53 527.15	R 53 527.15	R 8 029.07	R 61 556.22
				Total Amount			R 53 527.15	R 8 029.07	R 61 556.22

Print Date: 26/09/2024 12:58 PM

User: Desiree Melani

Page 1 of 1

22/10/2024



**MUNISIPALITEIT / MUNICIPALITY
BEAUFORT-WES/BEAUFORT WEST/BHOBHOFULO**
Kantoor van die Munisipale Bestuurder / Office of the Municipal Manager

MAGTIGING VIR BETALING (TOT R200 000.00)

Hiermee verleen ek **LUZUKO NQOTOLA** Direkteur Infrastruktuur,
goedkeuring vir die betaling van R

aan:

GOEDKEUR	<input checked="" type="checkbox"/>
NIE GOEDGEKEUR	<input type="checkbox"/>

L. NQOTOLA
DIREKTEUR: INFRASTRUKTUUR

AUTHORISATION FOR PAYMENT (UP TO R200 000.00)

I, **LUZUKO NQOTOLA** Director Infrastructure,

hereby approve the payment of R. 137 753,78

to Eskom account: 9646799000 - Erf 79

(Nelspoort)

APPROVED	<input type="checkbox"/>
DISAPPROVED	<input type="checkbox"/>

L. NQOTOLA
DIRECTOR: INFRASTRUCTURE



WESTERN REGION
PO BOX 377 BELVILLE 7535



TEL: 08600 37566
SMS:

ESKOM HOLDINGS SOC LTD REG NO 2002/015527/30
VAT REG NO 4740101508

CONTACT CENTRE: (0860) 037566
FAX NO: 0862 437 566
E-MAIL: customerservices@eskom.co.za
WEB: WWW.ESKOM.CO.ZA

BEAUFORT WEST LOCAL MUNICIPALITY
PRIVATE BAG X582
BEAUFORT WEST
6970

YOUR ACCOUNT NO	9646799000
SECURITY HELD	50000.01
BILLING DATE	2024-09-22
TAX INVOICE NO	964951282215
ACCOUNT MONTH	SEPTEMBER 2024
CURRENT DUE DATE	2024-10-22
VAT REG NO	4000846388

CUSTOMER SELF SERVICE WEBSITE
<https://csonline.eskom.co.za>

WESTERN REGION
PO BOX 377 BELVILLE 7535

DIRECT DEPOSIT DETAIL
BANK: ABSA
BRANCH CODE: 334110
BANK ACC NO: 34016743X

TAX INVOICE

E-MAIL: eskomaccounts@beaufortwestmun.co.za

ACCOUNT TRANSACTION SUMMARY

ADMINISTRATION CHARGE		R	1,776.92
DIST. NETWORK CAPACITY CHARGE		R	5,416.00
NETWORK DEMAND CHARGE (C/KWH) (ALL)		R	7,082.78
ANCILLARY SERVICE (ALL)		R	109.07
ENERGY CHARGE (STD)	13,301.00	R	18,342.57
DEMAND CHARGE	46.33	R	16,966.04
SERVICE CHARGE		R	3,833.77

TOTAL CHARGES FOR BILLING PERIOD R 53,527.15

ACCOUNT SUMMARY FOR SEPTEMBER 2024

BALANCE BROUGHT FORWARD	(Due Date 2024-09-21)	R	75,433.40
TOTAL CHARGES FOR BILLING PERIOD		R	53,527.15
ADJUSTMENT	Interest on overdue account	R	86.80
ADJUSTMENT	Interest on overdue account	R	677.35
VAT RAISED ON ITEMS AT 14%		R	0.00
VAT RAISED ON ITEMS AT 15%		R	8,029.08

ACCOUNT NO / REFERENCE NO

9646799000


NAME

BEAUFORT WEST LOCAL

FAX NUMBER


0234148105

0934 9646799000



Signature

11341 9646799000



9207 2064 6799 0003



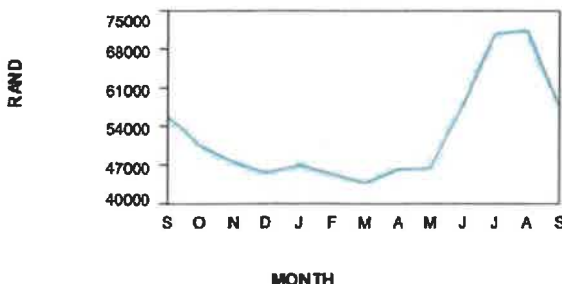
TOTAL AMOUNT DUE

137,753.75

ARREARS

>90 DAYS	61-90 DAYS	31-60 DAYS	16-30 DAYS	CURRENT	TOTAL DUE R
0.00	0.01	75,433.39	0.00	62,320.38	137,753.78

Account OVERDUE - Subject to Disconnection



PAYMENT ARRANGEMENT

INSTALMENT 0.00

ARREARS (Due Immediately) 75,433.40

DUE DATE (For Current Amount) 2024-10-22

AMOUNT PAID

PAGE RUN NO	EE 152
BILL GROUP	
BILL PAGE	1 OF 2

LATE PAYMENT CHARGES WILL BE ADDED TO OVERDUE ACCOUNT

Private Bag 592
Beaufort West
Beaufort West - 6870

Tel: 023 414 8100
Fax: 023 414 8105
Email: treasury@beaufortwestmun.co.za
Website: www.beaufortwestmun.co.za
VAT Reg: 4000846388

Sundry Invoice Detail

Invoice Number SP126/9/00018765/2024-2025 **Vendor Name** ESKOM-6130350734
Invoice Date 22/09/2024 **Vendor Number** SCM/2206
Company Type

Vendor Invoice Number	Project Name	Project Item	Plan Item ID	Purchase Item	Quantity	Unit Price	Invoice Amount (Excl. VAT)	VAT	Invoice Amount (Incl. VAT)
IINV613362203487	8030 - Electricity Programme Electricity Administration Project	ESKOM IE0020010010000000000000000000000000000000	161242	elektries/6130350734	1.0000	R 74 012.85	R 74 012.85	R 11 101.93	R 85 114.78
Total Amount							R 74 012.85	R 11 101.93	R 85 114.78

Leute
1120.47
22/10/2024



BEAUFORT-WES - BEAUFORT WEST - BHOBHOFOLO
MUNISIPALITEIT - MUNICIPALITY - U MASIPALA WASE
DEPARTEMENT: FINANSIËLE DIENSTE / DEPARTMENT: FINANCIAL SERVICES
ELEKTRONIESE BETALING / ELECTRONIC PAYMENT(EFT)
BETALINGSADVIES / PAYMENT VOUCHER

Tel # 023 414 8100 BTW/ VAT #: 40008 46 388 Private Sak/Private Bag 582
 E-mail: treasury@beaufortwestmun.co.za Beaufort-Wes/West 6970

DT AAN: Vendor Code **SCM/406**
 DT TO: **ESKOM** Verw. / Ref. # _____
 Code _____ Bewys / Voucher # _____
 Bank Orlette: 086 662 5576 Besending/ Batch # **EE 2410**
 Noel: 086 663 4978/Elektries Datum/Date **2024/10/**

Fakt / Zerr #	email:lourens.conradie@eskom.co.za	
	ACC NO: 6130350734 - INV613362203487	R 85,114.78
	RENTE	R 1,120.47
	SEPT 2024	
	R	86,235.25

	Pos / Vote #	Bedrag / Amount	Totaal / Total
	8030	R 85,114.78	
	RENTE	R 1,120.47	
Totaal Debiete		R 86,235.25	
BANK	8980 2500 0000	Kt / Ct	R 86,235.25

Korrek Gesertifiseer
 Certified Correct

Prepared By _____

Approval for Payment signed by CFO _____

Due Date: 22/10/2024



MUNISIPALITEIT / MUNICIPALITY
BEAUFORT-WES/BEAUFORT WEST/BHOBHOFOLO
Kantoor van die Munisipale Bestuurder / Office of the Municipal Manager

MAGTIGING VIR BETALING (TOT R200 000.00)

Hiermee verleen ek **LUZUKO NQOTOLA** Direkteur Infrastruktuur,
goedkeuring vir die betaling van R

aan:

GOEDKEUR	<input checked="" type="checkbox"/>
NIE GOEDGEKEUR	<input type="checkbox"/>

L. NQOTOLA
DIREKTEUR: INFRASTRUKTUUR

AUTHORISATION FOR PAYMENT (UP TO R200 000.00)

I, **LUZUKO NQOTOLA** Director Infrastructure,

hereby approve the payment of R...196 843,00.....

to Eskom account: 6130350734 - Erf 2.....

(Nelspoort)

APPROVED	<input type="checkbox"/>
DISAPPROVED	<input type="checkbox"/>

L. NQOTOLA
DIRECTOR: INFRASTRUCTURE



WESTERN REGION
PO BOX 377 BELVILLE 7535



ESKOM HOLDINGS SOC LTD REG NO 2002/015527/30
VAT REG NO 4740101508

CONTACT CENTRE: (0860) 037566
FAX NO: 0862 437 566
E-MAIL: customerservices@eskom.co.za
WEB: WWW.ESKOM.CO.ZA

TEL: 08600 37566
SMS:

BEAUFORT WEST LOCAL MUNICIPALITY
PRIVATE BAG X582
BEAUFORT WEST
6970

YOUR ACCOUNT NO	6130350734
SECURITY HELD	50000.01
BILLING DATE	2024-09-22
TAX INVOICE NO	613362203487
ACCOUNT MONTH	SEPTEMBER 2024
CURRENT DUE DATE	2024-10-22
VAT REG NO	4000846388

CUSTOMER SELF SERVICE WEBSITE:
<https://csonline.eskom.co.za>

WESTERN REGION
PO BOX 377 BELVILLE 7535

DIRECT DEPOSIT DETAIL	
BANK:	ABSA
BRANCH CODE:	334110
BANK ACC NO:	34016743

TAX INVOICE

E-MAIL: eskomaccounts@beaufortwestmun.co.za


ACCOUNT TRANSACTION SUMMARY

ADMINISTRATION CHARGE	R	1,776.92
DIST. NETWORK CAPACITY CHARGE	R	5,416.00
NETWORK DEMAND CHARGE (C/KWH) (ALL)	R	10,865.13
ANCILLARY SERVICE (ALL)	R	167.31
ENERGY CHARGE (STD)	20,404.00	R 28,198.34
DEMAND CHARGE	64.87	R 23,755.38
SERVICE CHARGE	R	3,833.77

TOTAL CHARGES FOR BILLING PERIOD R 74,012.85

ACCOUNT SUMMARY FOR SEPTEMBER 2024

BALANCE BROUGHT FORWARD	(Due Date 2024-09-21)	R	110,607.75
TOTAL CHARGES FOR BILLING PERIOD		R	74,012.85
ADJUSTMENT	Interest on overdue account	R	127.27
ADJUSTMENT	Interest on overdue account	R	993.20
VAT RAISED ON ITEMS AT 14%		R	0.00
VAT RAISED ON ITEMS AT 15%		R	11,101.93



ACCOUNT NO / REFERENCE NO

6130350734	
NAME	BEAUFORT WEST LOCAL
FAX NUMBER	0234148105

0934 6130350734



11341 6130350734



TOTAL AMOUNT DUE

196,843.00

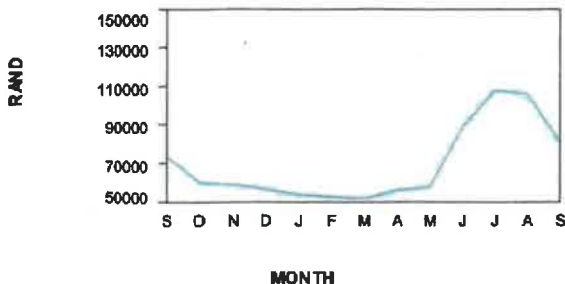
ARREARS				
>90 DAYS	61-90 DAYS	31-60 DAYS	16-30 DAYS	CURRENT
0.00	0.00	110,607.75	0.00	86,235.25
				TOTAL DUE R 196,843.00

Account OVERDUE - Subject to Disconnection

PAYMENT ARRANGEMENT

INSTALLMENT	0.00
ARREARS (Due Immediately)	110,607.75
DUE DATE (For Current Amount)	2024-10-22
AMOUNT PAID	

LATE PAYMENT CHARGES WILL BE ADDED TO OVERDUE ACCOUNT



PAGE RUN NO	EE 48
BILL GROUP	
BILL PAGE	1 OF 2



**BEAUFORT-WES - BEAUFORT WEST - BHOBHOFOLO
MUNISIPALITEIT - MUNICIPALITY - U MASIPALA WASE**
 DEPARTEMENT: FINANSIële DIENSTE / DEPARTMENT: FINANCIAL SERVICES
**ELEKTRONIESE BETALING / ELECTRONIC PAYMENT(EFT)
 BETALINGSADVIES / PAYMENT VOUCHER**

Tel # 023 414 8100

BTW/ VAT #: 40008 46 388

Privaatsak/Private Bag 582

E-mail: treasury@beaufortwestmun.co.za

Beaufort-Wes/West 6970

DT AAN:

ESKOM

Vendor Code

SCM/406

DT TO:

Verw. / Ref. #

Code

Bewys / Voucher #

Bank

Oriente: 086 662 5576

Besending/ Batch #

EE 2410

Datum/Date

2024/10/

Noel: 086 663 4978/Elektries

Fekt / Inv #	email:lourens.conradie@eskom.co.za	
	ACC NO: 6130350734 - INV613362203487	R 85,114.78
	RENTE	R 1,120.47
	SEPT 2024	
	R	86,235.25

	Pos / Vote #	Bedrag / Amount	Totaal / Total
	8030	R 85,114.78	
	RENTE	R 1,120.47	
Totaal Debiete		R 86,235.25	
BANK	8980 2500 0000	Kt / Ct	R 86,235.25

Korrek Gesertifiseer
Certified Correct

^^ Prepared By

Approval for Payment signed by CFO



Private Bag 582
Beaufort West
Beaufort West - 6970

Tel: 023 414 8100
Fax: 023 414 8105
Email: treasury@beaufortwestmun.co.za
Website: www.beaufortwestmun.co.za
VAT Reg: 4000846388

Sundry Invoice Detail

Invoice Number SP126/9/00018768/2024-2025 **Vendor Name** ESKOM-7044326000
Invoice Date 23/09/2024 **Vendor Number** SCM/2207
Company Type

Vendor Invoice Number	Project Name	Project Item	Plan Item ID	Purchase Item	Quantity	Unit Price	Invoice Amount (Excl. VAT)	VAT	Invoice Amount (Incl. VAT)
INV704398624439	8030 - Electricity Programme Electricity Administration Project	ESKOM IE00200100100000000000000000000000000000000000	161.242	elektries/7044326000	1.0000	R 72 868.54	R 72 868.54	R 10 930.28	R 83 798.82
Total Amount							R 72 868.54	R 10 930.28	R 83 798.82

Print Date: 26/09/2024 01:10 PM

User: Deslerie Melani

Page 1 of 1

23/10/2024



**BEAUFORT-WES - BEAUFORT WEST - BHOBHOFOLO
MUNISIPALITEIT - MUNICIPALITY - U MASIPALA WASE**

DEPARTEMENT: FINANSIËLE DIENSTE / DEPARTMENT: FINANCIAL SERVICES
 ELEKTRONIESE BETALING / ELECTRONIC PAYMENT(EFT)
BETALINGSADVIES / PAYMENT VOUCHER

Tel # 023 414 8100

BTW/ VAT #: 40008 46 388

Privaatsak/Private Bag 582

E-mail: treasury@beaufortwestmun.co.za

Beaufort-Wes/West 6970

DT AAN:

Vendor Code

SCM/406

DT TO: **ESKOM**

Verw. / Ref. #

Bewys / Voucher #

Code

Besending/ Batch #

EE 2410

Bank

Orlette: 086 662 5576

Datum/Date

2024/10/

Noel: 086 663 4978/Elektries

Fakt / Inv #	email:lourens.conradie@eskom.co.za	
ACC NO: 7044326000 - INV704398624439		R 83,798.83
SEPT 2024		

R 83,798.83

	Pos / Vote #	Bedrag / Amount	Totaal / Total
	8030	R 83,798.83	
Totaal Debiete		R 83,798.83	
BANK	8980 2500 0000	Kt / Ct	R 83,798.83

Korrekt Gesertifiseer
 Certified Correct

^^ Prepared By _____

Approval for Payment signed by CFO _____

due: 23.10.24



**MUNISIPALITEIT / MUNICIPALITY
BEAUFORT-WES/BEAUFORT WEST/BHOBHOFOLO**
Kantoor van die Munisipale Bestuurder / Office of the Municipal Manager

MAGTIGING VIR BETALING (TOT R200 000.00)

Hiermee verleen ek **LUZUKO NQOTOLA** Direkteur Infrastruktuur,
goedkeuring vir die betaling van R

aan:

GOEDKEUR	<input checked="" type="checkbox"/>
NIE GOEDGEKEUR	<input type="checkbox"/>

L. NQOTOLA
DIREKTEUR: INFRASTRUKTUUR

AUTHORISATION FOR PAYMENT (UP TO R200 000.00)

I, **LUZUKO NQOTOLA** Director Infrastructure,

hereby approve the payment of R. 197.871.05

to Eskom: NT Town Nelspoort
(4044 32600)

APPROVED	<input checked="" type="checkbox"/>
DISAPPROVED	<input type="checkbox"/>

L. NQOTOLA
DIRECTOR: INFRASTRUCTURE



WESTERN REGION
PO BOX 377 BELVILLE 7535



ESKOM HOLDINGS SOC LTD REG NO 2002/015527/30
VAT REG NO 4740101508

CONTACT CENTRE: (0860) 037566
FAX NO: 0862 437 566
E-MAIL: customerservices@eskom.co.za
WEB: WWW.ESKOM.CO.ZA

TEL: 08600 37566
SMS:

BEAUFORT WEST LOCAL MUNICIPALITY
PRIVATE BAG X582
BEAUFORT WEST
6970

YOUR ACCOUNT NO	7044326000
SECURITY HELD	41000.00
BILLING DATE	2024-09-23
TAX INVOICE NO	704398624439
ACCOUNT MONTH	SEPTEMBER 2024
CURRENT DUE DATE	2024-10-23
VAT REG NO	4000846388

CUSTOMER SELF SERVICE WEBSITE
<https://csonline.eskom.co.za>

WESTERN REGION
PO BOX 377 BELVILLE 7535

DIRECT DEPOSIT DETAIL	
BANK:	ABSA
BRANCH CODE:	334110
BANK ACC NO:	340167430

TAX INVOICE

E-MAIL: eskomaccounts@beaufortwestmun.co.za

ACCOUNT TRANSACTION SUMMARY

ADMINISTRATION CHARGE	R	1,776.92
DIST. NETWORK CAPACITY CHARGE	R	4,062.00
NETWORK DEMAND CHARGE (C/KWH) (ALL)	R	11,766.12
ANCILLARY SERVICE (ALL)	R	181.19
ENERGY CHARGE (STD)	R	30,547.28
DEMAND CHARGE	R	20,701.26
SERVICE CHARGE	R	3,833.77
TOTAL CHARGES FOR BILLING PERIOD	R	72,868.54

ACCOUNT SUMMARY FOR SEPTEMBER 2024

BALANCE BROUGHT FORWARD	R	113,772.22
TOTAL CHARGES FOR BILLING PERIOD	R	72,868.54
VAT RAISED ON ITEMS AT 14%	R	0.00
VAT RAISED ON ITEMS AT 15%	R	10,930.29



ACCOUNT NO / REFERENCE NO

7044326000
NAME
BEAUFORT WEST LOCAL
FAX NUMBER
0234148105
0934 7044326000

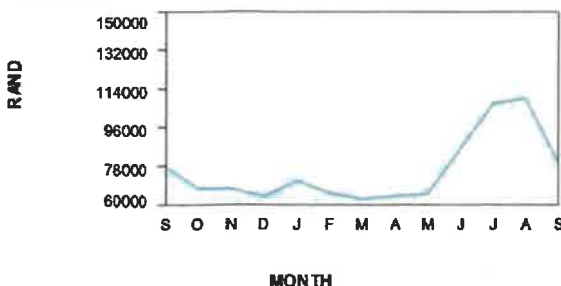


TOTAL AMOUNT DUE

197,571.05

ARREARS					CURRENT	TOTAL DUE R
>90 DAYS	61-90 DAYS	31-60 DAYS	16-30 DAYS			
0.00	0.01	0.00	113,772.21	83,798.83		197,571.05

Account OVERDUE - Subject to Disconnection



PAGE RUN NO	EE 238
BILL GROUP	
BILL PAGE	1 OF 2

PAYMENT ARRANGEMENT

INSTALMENT	0.00
ARREARS (Due Immediately)	113,772.2
DUE DATE (For Current Amount)	2024-10-23
AMOUNT PAID	

LATE PAYMENT CHARGES WILL BE ADDED TO OVERDUE ACCOUNT



**BEAUFORT-WES - BEAUFORT WEST - BHOBHOFOLO
MUNISIPALITEIT - MUNICIPALITY - U MASIPALA WASE**

DEPARTEMENT: FINANSIËLE DIENSTE / DEPARTMENT: FINANCIAL SERVICES
ELEKTRONIESE BETALING / ELECTRONIC PAYMENT(EFT)
BETALINGSADVIES / PAYMENT VOUCHER

Tel # 023 414 8100

BTW/ VAT #: 40008 46 388

Privaatsak/Private Bag 582

E-mail: treasury@beaufortwestmun.co.za

Beaufort-Wes/West 6970

DT AAN:

Vendor Code

SCM/406

DT TO: **ESKOM**

Verw. / Ref. #

Bewys / Voucher #

Code

Besending/ Batch #

EE 2410

Bank

Orlette: 086 662 5576

Datum/Date

2024/10/

Noel: 086 663 4978/Elektries

Fakt / Inv #	email:lourens.conradie@eskom.co.za	
	ACC NO: 7044326000 - INV704398624439	R 83,798.83
	SEPT 2024	

R 83,798.83

	Pos / Vote #	Bedrag / Amount	Totaal / Total
	8030	R 83,798.83	
Totaal Debiete		R 83,798.83	
BANK	8980 2500 0000	Kt / Ct	R 83,798.83

Korrekt Gesertifiseer
Certified Correct

^^ Prepared By _____

Approval for Payment signed by CFO _____

Private Bag 562
Beaufort West
Beaufort West - 6970



Tel: 023 414 8100
Fax: 023 414 8105
Email: treasury@beaufortwestmun.co.za
Website: www.beaufortwestmun.co.za
VAT Reg:- 4000846388

Sundry Invoice Detail

Invoice Number SP126/9/00018767/2024-2025 **Vendor Name** ESKOM-524579356
Invoice Date 23/09/2024 **Vendor Number** SCM/2205
Company Type

Vendor Invoice Number	Project Name	Project Item	Plan Item ID	Purchase Item	Quantity	Unit Price	Invoice Amount (Excl. VAT)	VAT	Invoice Amount (Incl. VAT)
INV524344643773	8030 - Electricity Programme_Electricity Administration Project	ESKOM IE00200100100000000000000000000000	161242	elektries/5245794356	1.0000	R 58 606.91	R 58 606.91	R 8 791.04	R 67 397.95
Total Amount							R 58 606.91	R 8 791.04	R 67 397.95

Print Date: 26/09/2024 01:05 PM

User: Deslerie Melani

Page 1 of 1

23/10/2024



BEAUFORT-WES - BEAUFORT WEST - BHOBHOFOLO
MUNISIPALITEIT - MUNICIPALITY - U MASIPALA WASE
 DEPARTEMENT: FINANSIËLE DIENSTE / DEPARTMENT: FINANCIAL SERVICES
 ELEKTRONIESE BETALING / ELECTRONIC PAYMENT(EFT)
BETALINGSADVIES / PAYMENT VOUCHER

Tel # 023 414 8100 BTW/ VAT #: 40008 46 388 Privaatsak/Private Bag 582
 E-mail: treasury@beaufortwestmun.co.za Beaufort-Wes/West 6970

DT AAN:	Vendor Code	SCM/406
DT TO: ESKOM	Verw. / Ref. #	_____
	Bewys / Voucher #	_____
Code	Besending/ Batch #	EE 2410
Bank	Datum/Date	2024/10/
Noel: 086 663 4978/Elektries		

Faks / Inv #	email:lourens.conradie@eskom.co.za
ACC NO: 5245794356 - INV524344643773	R 67,397.95
SEPT 2024	
R	
67,397.95	

	Pos / Vote #	Bedrag / Amount	Totaal / Total
	8030	R 67,397.95	
Totaal Debiets		R 67,397.95	
BANK	8980 2500 0000	Kt / Ct	R 67,397.95

Korrek Gesertifiseer
 Certified Correct

^^ Prepared By _____

Approval for Payment signed by CFO _____

due: 23.10.24



**MUNISIPALITEIT / MUNICIPALITY
BEAUFORT-WES/BEAUFORT WEST/BHOBHOFOLO**
Kantoor van die Munisipale Bestuurder / Office of the Municipal Manager

MAGTIGING VIR BETALING (TOT R200 000.00)

Hiermee verleen ek **LUZUKO NQOTOLA** Direkteur Infrastruktuur,
goedkeuring vir die betaling van R

aan:

GOEDKEUR	<input checked="" type="checkbox"/>
NIE GOEDGEKEUR	<input type="checkbox"/>

L. NQOTOLA
DIREKTEUR: INFRASTRUKTUUR

AUTHORISATION FOR PAYMENT (UP TO R200 000.00)

I, **LUZUKO NQOTOLA** Director Infrastructure,

hereby approve the payment of R... 152 962.07

to Eskom: Nelspoort ST Tawani

(5245714356)

APPROVED	<input checked="" type="checkbox"/>
DISAPPROVED	<input type="checkbox"/>

L. NQOTOLA
DIRECTOR: INFRASTRUCTURE



WESTERN REGION
PO BOX 377 BELVILLE 7535



ESKOM HOLDINGS SOC LTD REG NO 2002/015527/30
VAT REG NO 4740101508

CONTACT CENTRE: (0860) 037566
FAX NO: 0862 437 566
E-MAIL: customerservices@eskom.co.za
WEB: WWW.ESKOM.CO.ZA

TEL: 08600 37566
SMS:

BEAUFORT WEST LOCAL MUNICIPALITY
PRIVATE BAG X582
BEAUFORT WEST
6970

YOUR ACCOUNT NO	5245794356
SECURITY HELD	34700.01
BILLING DATE	2024-09-23
TAX INVOICE NO	524344643773
ACCOUNT MONTH	SEPTEMBER 2024
CURRENT DUE DATE	2024-10-23
VAT REG NO	4000846388

CUSTOMER SELF SERVICE WEBSITE
<https://csonline.eskom.co.za>

WESTERN REGION
PO BOX 377 BELVILLE 7535

DIRECT DEPOSIT DETAIL	
BANK:	ABSA
BRANCH CODE:	334110
BANK ACC NO:	340167430

TAX INVOICE

E-MAIL: eskomaccounts@beaufortwestmun.co.za

ACCOUNT TRANSACTION SUMMARY

ADMINISTRATION CHARGE		R	1,776.92
DIST. NETWORK CAPACITY CHARGE		R	5,416.00
NETWORK DEMAND CHARGE (CKWH) (ALL)		R	8,481.43
ANCILLARY SERVICE (ALL)		R	130.30
ENERGY CHARGE (STD)	15,890.00	R	22,026.13
DEMAND CHARGE	46.32	R	16,962.36
SERVICE CHARGE		R	3,833.77

TOTAL CHARGES FOR BILLING PERIOD R 58,606.91

ACCOUNT SUMMARY FOR SEPTEMBER 2024

BALANCE BROUGHT FORWARD	(Due Date 2024-09-28)	R	85,564.12
TOTAL CHARGES FOR BILLING PERIOD		R	58,606.91
VAT RAISED ON ITEMS AT 14%		R	0.00
VAT RAISED ON ITEMS AT 15%		R	8,791.04



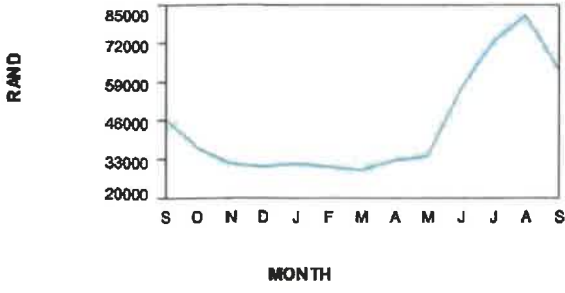
ACCOUNT NO / REFERENCE NO	
5245794356	
NAME	
BEAUFORT WEST LOCAL	
FAX NUMBER	
0234148105	
0934 5245794356	



TOTAL AMOUNT DUE
152,962.05

ARREARS					CURRENT	TOTAL DUE R	152,962.07
>90 DAYS	61-90 DAYS	31-60 DAYS	16-30 DAYS				
0.00	0.01	0.00	85,564.11	67,397.95			

Account OVERDUE - Subject to Disconnection



PAYMENT ARRANGEMENT	
INSTALMENT	0.00
ARREARS (Due Immediately)	85,564.11
DUE DATE (For Current Amount)	2024-10-23
AMOUNT PAID	

LATE PAYMENT CHARGES WILL BE ADDED TO OVERDUE ACCOUNT

PAGE RUN NO	EE 25
BILL GROUP	
BILL PAGE	1 OF 2



**BEAUFORT-WES - BEAUFORT WEST - BHOBHOFOLO
 MUNISIPALITEIT - MUNICIPALITY - U MASIPALA WASE**

DEPARTEMENT: FINANSIËLE DIENSTE / DEPARTMENT: FINANCIAL SERVICES

**ELEKTRONIESE BETALING / ELECTRONIC PAYMENT(EFT)
 BETALINGSADVIES / PAYMENT VOUCHER**

Tel # 023 414 8100 BTW/ VAT #: 40008 46 388 Privaatsak/Private Bag 582
 E-mail: treasury@beaufortwestmun.co.za Beaufort-Wes/West 6970

DT AAN:	Vendor Code	SCM/406
DT TO:	Verw. / Ref. #	
	Bewys / Voucher #	
Code	Besending/ Batch #	EE 2410
Bank	Datum/Date	2024/10/

Noel: 086 663 4978/Elektries

Fakt / Inv #	email:iourens.conradie@eskom.co.za	
ACC NO: 5245794366 - INV524344643773		
R 67,397.95		
SEPT 2024		
R		67,397.95

	Pos / Vote #	Bedrag / Amount	Totaal / Total
	8030	R 67,397.95	
Totaal Debiete		R 67,397.95	
BANK	8980 2500 0000	Kt / Ct	R 67,397.95

Korrek Gesertifiseer
 Certified Correct

^^ Prepared By _____

Approval for Payment signed by CFO _____

Liabilities:Current Liabilities:Trade and Other Payable Exchange Transactions:Electricity Bulk Purchase:Withdrawals

PMT Voucher Number	Amount
15_19684	13,231,181.50
15_19604	181,920.33
15_19631	850,000.01
15_19643	75,433.39
15_19644	110,607.75
15_19683	11,766.52
15_19681	113,772.20
15_19682	85,564.11
Total	14,660,245.81

Private Bag 582
Beaufort West
Beaufort West - 6870



Tel: 023 414 8100
Fax: 023 414 8105
Email: treasury@beaufortwestmun.co.za
Website: www.beaufortwestmun.co.za
VAT Reg:- 4000846388

Sundry Invoice Detail

Invoice Number SPI3/9/00018592/2024-2025
Vendor Name ESKOM-5395201346
Invoice Date 02/09/2024
Vendor Number SCM/2203
Company Type

Vendor Invoice Number	Project Name	Project Item	Plan Item ID	Purchase Item	Quantity	Unit Price	Invoice Amount (Excl. VAT)	VAT	Invoice Amount (Incl. VAT)
INV539637184193	8030 - Electricity Programme_Electricity Administration Project	ESKOM IE00200100100000000000000000000000	161227	elektries/5395201346	1.0000	R 11 505 375.22	R 11 505 375.22	R 1 725 806.28	R 13 231 181.50
Total Amount							R 11 505 375.22	R 1 725 806.28	R 13 231 181.50

Print Date: 03/09/2024 11:25 AM

User: Deslerie Malani

2/10/2024



Private Bag 582
Beaufort West
Beaufort West - 6870

Tel: 023 414 8100
Fax: 023 414 8105
Email: treasury@beaufortwestmun.co.za
Website: www.beaufortwestmun.co.za
VAT Reg:- 4000846388

Payment Instruction Detail

Status - Awaiting Payment Approval									
Payment Instruction Number	Payment Instruction Date	Payment Id	Payment Doc Number	Payment Type	Transaction Type	Cashbook	Payment Due Date	Total Payment Amount	Outstanding Payment Amount
P109/26/00037432/2024-2025	26/09/2024	37432	15/19684	Normal	Exp - Direct Payment EFT	Nedbank 2025	02/10/2024	R 13 231 181.50	R 13 231 181.50

VENDOR DETAILS

Vendor Name	Vendor Number	Bank	Account Number	Branch Code	Account Type	Payment Reference
ESKOM-5395201346	SCM/2203	ABSA BANK LIMITED	340167430	632005	Cheque/Current Account	ESKOM-5395201346

INVOICE DETAILS

Invoice Number	Vendor/Creditor Invoice Number	Vendor Invoice Date	Goods/Service Description	Invoice Amount (excl. VAT)	VAT	Invoice Amount (Incl. VAT)	Reason for Late Payment
SPI3/9/00018592/2024-2025	INV539637184193	02/09/2024	Electricity Programme_Electricity Administration Project / ESKOM / elektries/5395201346	R 11 505 375.22	R 1 725 806.28	R 13 231 181.50	



WESTERN REGION
PO BOX 377 BELVILLE 7535



ESKOM HOLDINGS SOC LTD REG NO 2002/015527/30
VAT REG NO 4740101508

CONTACT CENTRE: (0860) 037566
FAX NO: 0862 437 566
E-MAIL: customerservices@eskom.co.za
WEB: WWW.ESKOM.CO.ZA

TEL: 08600 37566
SMS:

BEAUFORT WEST LOCAL MUNICIPALITY
ATT CHIEF FINANCIAL OFFICER
PRIVATE BAG X582
BEAUFORT WEST
6970

YOUR ACCOUNT NO	5395201346
SECURITY HELD	0.01
BILLING DATE	2024-09-02
TAX INVOICE NO	539637184193
ACCOUNT MONTH	AUGUST 2024
CURRENT DUE DATE	2024-10-02
VAT REG NO	4000846388

CUSTOMER SELF SERVICE WEBSIT
<https://csonline.eskom.co.za>

WESTERN REGION
PO BOX 377 BELVILLE 7535

DIRECT DEPOSIT DETAIL	
BANK:	ABSA
BRANCH CODE:	334110
BANK ACC NO:	340167430

TAX INVOICE

E-MAIL: eskomaccounts@beaufortwestmun.co.za

ACCOUNT TRANSACTION SUMMARY

RCC / SCC CONNECTION CHARGE	R	3,555.68
ADMINISTRATION CHARGE	R	5,621.54
TRANSMISSION NETWORK CAPACITY	R	318,800.00
DIST. NETWORK CAPACITY CHARGE	R	231,000.00
NETWORK DEMAND CHARGE	R	200,679.05
URBAN LOW VOLTAGE SUBSIDY	R	565,800.00
ANCILLARY SERVICE (ALL)	R	30,153.10
ENERGY CHARGE (OFF)	R	1,683,407.00
ENERGY CHARGE (PEAK)	R	747,841.00
ENERGY CHARGE (STD)	R	1,699,313.00
ELECTRIFICATION AND RURAL SUBS (ALL)	R	3,172,957.23
REACTIVE ENERGY	R	647,258.91
SERVICE CHARGE	R	0.00
	R	12,471.92

TOTAL CHARGES FOR BILLING PERIOD R 11,505,375.22

ACCOUNT SUMMARY FOR AUGUST 2024

BALANCE BROUGHT FORWARD	(Due Date 2024-09-02)	R	90,159,576.29
PAYMENT(S) RECEIVED	Cash - 2024-08-30	R	-14,599,859.74
TOTAL CHARGES FOR BILLING PERIOD		R	11,505,375.22
VAT RAISED ON ITEMS AT 14%		R	0.00
VAT RAISED ON ITEMS AT 15%		R	1,725,806.28

ACCOUNT NO / REFERENCE NO

5395201346

NAME

BEAUFORT WEST LOCAL

FAX NUMBER

0234148105

0934 5395201346

11341 5395201346



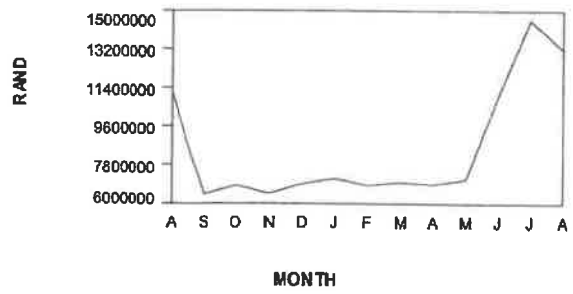
9207 2539 5201 3460



ARREARS				
>90 DAYS	61-90 DAYS	31-60 DAYS	16-30 DAYS	CURRENT
49,901,202.5	11,058,570.3	14,599,943.6	0.00	13,231,181.5
TOTAL DUE R				88,790,898.05

Account OVERDUE - Subject to Disconnection

TOTAL AMOUNT DUE
88,790,898.05



PAYMENT ARRANGEMENT	
INSTALMENT	0.00
ARREARS (Due Immediately)	75,559,716.5
DUE DATE (For Current Amount)	2024-10-02
AMOUNT PAID	

PAGE RUN NO	EE37
BILL GROUP	
BILL PAGE	1 OF 2

LATE PAYMENT CHARGES WILL BE ADDED TO OVERDUE ACCOUNT

BEAUFORT WEST LOCAL MUNICIPALITY
ATT CHIEF FINANCIAL OFFICER
PRIVATE BAG X582
BEAUFORT WEST
6970

YOUR ACCOUNT NO	5395201346
BILLING DATE	2024-09-02
TAX INVOICE NO	539637184193
ACCOUNT MONTH	AUGUST 2024
CURRENT DUE DATE	2024-10-02
VAT REG NO	4000846388
NOTIFIED MAX DEMAND	20,000.00
UTILISED CAPACITY	20,000.00

CONSUMPTION DETAILS (2024-08-01 - 2024-08-31)

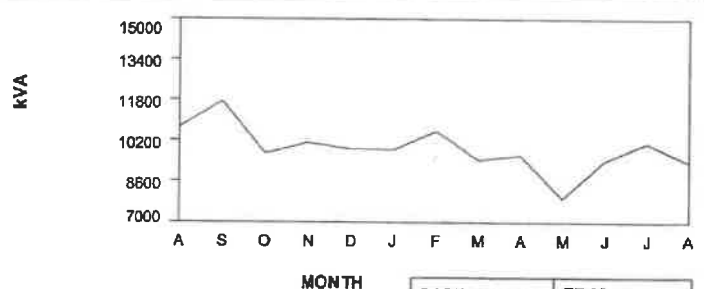
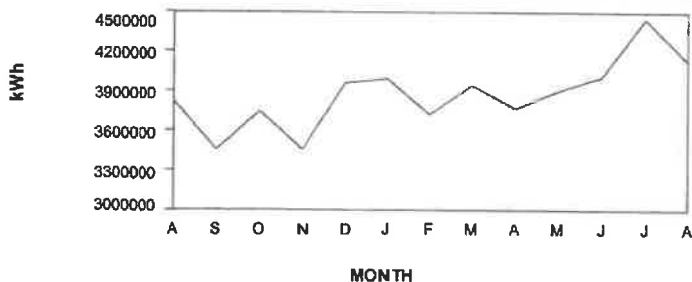
ENERGY CONSUMPTION OFF PEAK kWh	1,683,406.82
ENERGY CONSUMPTION STD kWh	1,699,313.19
ENERGY CONSUMPTION PEAK kWh	747,841.10
ENERGY CONSUMPTION ALL kWh	4,130,561.11
DEMAND CONSUMPTION - OFF PEAK	8,274.21
DEMAND CONSUMPTION - STD	9,157.36
DEMAND CONSUMPTION - PEAK	9,390.69
DEMAND READING - kW/kVA	9,390.69
REACTIVE ENERGY - OFF PEAK	9,120.48
REACTIVE ENERGY - STD	22,380.00
REACTIVE ENERGY - PEAK	10,661.76
LOAD FACTOR	59.00

PREMISE ID NUMBER 5395201216 **TARIFF NAME:** Megaflex

BEAUFORT WES MUNIC 1/3210 REMOTE DROERIVIER

Administration Charge @ R181.34 per day for 31 days	R	5,621.54
TX Network Capacity Charge 20,000 kVa @ R15.94 : = R15.94/kVA	R	318,800.00
Network Capacity Charge 20,000 kVA @ R11.55 : = R11.55/kVA	R	231,000.00
Network Demand Charge 9,390.69 kVA @ R21.37 : = R21.37 /kVA	R	200,679.05
Urban Low Voltage Subsidy 20,000 kVa @ R28.29 : = R28.29/kVA	R	565,800.00
Ancillary Service Charge 4,130,561 kWh @ R0.0073 /kWh	R	30,153.10
High Season Off Peak Energy Charge 1,683,407 kWh @ R1.0138 /kWh	R	1,706,638.02
High Season Peak Energy Charge 747,841 kWh @ R6.165 /kWh	R	4,610,439.77
High Season Standard Energy Charge 1,699,313 kWh @ R1.8672 /kWh	R	3,172,957.23
Electrification and Rural Subsidy 4,130,561 kWh @ R0.1567 /kWh	R	647,258.91
High Season Reactive energy Charge 0 kvarh @ R0.283 /kvarh	R	0.00
Standard Connection Charge R3,555.68	R	3,555.68
SERVICE CHARGE	R	12,471.92

TOTAL CHARGES **R 11,505,375.22**



PAGE RUN NO	EE 38
BILL GROUP	
BILL PAGE	2 OF 2

BILL PAYMENTS OPTIONS



Debit Order

- Avoid queues, late payments, the risk of your service being disconnected and the possibility of having to pay interest.
- Should you choose to pay your account by debit order, please contact the Contact Centre on the number or address given on the front of this bill.
- You set a limit on your Debit Order, so that you can keep control.
- Should your Debit Order details change, please contact the Contact Centre on the number or address given on the front of this bill.



Direct Deposits

- Make direct deposits or transfers at bank counters and ATM's.
- Eskom's banking details may be found on the front of this bill.
- Ensure that your Eskom account number is used as a reference for the Direct Deposit.



Collection Agencies

Pay your bill at:

- Any Pick n Pay store, Hypermarkets, Family stores, Spar or any other retail outlet that provides EasyPay and Pay@ services.
- Shoprite/Checkers Money Market Kiosks and Foodworld stores.
- Take note that SAPO branches are utilized for payments by one of our main Agents
- Take your bill with you when making a payment through one of our Agencies.
- Please note that certain restrictions apply to the form of payments that may be tendered. (i.e. cash, cheques or credit cards, depending on the particular agency).



Internet Payments

Internet Payments can be made:

- Through your own Bank's web site (contact your bank for more information).
- Through the collection agent's web site.
- Ensure that your Eskom account number is used in the reference field at all times.



Telephonic Payments

- Use your banks phone-in services to transfer payments to Eskom from your Bank account (contact your Bank for more information).
- Credit card payments can be made by calling the Eskom Contact Centre number given on the front of this bill.



Multiple Account Payments

- If multiple payments are made to one account, please send a breakdown of each account together with amounts to the Contact Centre shown on the front of this bill. To prevent interest accruing, or disconnections on these accounts, schedules should be sent immediately.



Postal Payments (No post-dated cheques will be accepted)

- Cheques, made payable to Eskom Holding SOC Ltd and marked "Not Transferable" between two parallel lines, can be mailed to the postal address shown on the front of this bill. Eskom does not support this channel and may charge for this channel of payment.
- For your own security, cash and cash cheques should not be sent through the post.
- Eskom will not be responsible for any loss sustained.

BILL DELIVERY OPTIONS



- Accounts can be emailed directly to your email address in a secure 128 bit encrypted format.
- The electronic bill complies with SARS regulations
- To make use of this facility send an email to customerservices@eskom.co.za stating your account number and required email address.
- Please note once the email option is selected you will no longer receive a printed copy of your bill.
- For small power users the bill is available on request in the official language of your choice.

ACCOUNT NUMBER

NAME

POSTAL ADDRESS

POSTAL CODE

TELEPHONE NUMBER (BUS)

TELEPHONE NUMBER (HOME)

TELEPHONE NUMBER (CELL)

E-MAIL ADDRESS

FAX NUMBER

GENERAL ACCOUNT INFORMATION

Conditions

- Electricity services are supplied, and this bill is rendered, in terms of Eskom's conditions of contract, as amended from time to time.
- **Auto Increase in Debit Order Limit**
As a service, Debit Order limits will be increased by the average rate increase as announced by Eskom.
- **Small power supplies:** in effecting payment pursuant to this invoice, I specifically agree that Eskom's Standard Prices (as amended and approved by the NERSA) and its Standard Conditions of Supply for Small Power users shall apply. Copies of the said documents are available on request from Eskom's Contact Centres. Any objection to the above shall be lodged with Eskom within 14 days of receipt of this invoice, which may result in Eskom terminating the supply.

VAT Registration Number

- While we endeavour to ensure the information supplied is updated, Eskom Holdings Ltd accepts no responsibility for any incorrect VAT registration number of a CUSTOMER appearing on the invoice. Please advise Eskom of any change in your VAT registration number.

Payment of Accounts

- Due Date means the date the electricity account is deemed to be received by the customer as provided for in the electricity supply agreement
- Final Payment Date means the date by when the customer's payment of the full invoiced amount must be reflected in Eskom's bank account, failing which interest will be charged, from the Due Date to the date of payment, on the outstanding amount.
- Accounts are due and payable when rendered. The due date on the account is in respect of the current month's electricity consumption.
- Estimated readings will be automatically adjusted after the next actual meter reading.
- Payments may not be deferred.
- If going away, please pay in advance to cover any accounts which may become due in your absence.
- If there is a delay in the receipt of your account, please pay an average amount based on your last account and advise Eskom accordingly.
- All payments that are more than R3 500 per account per month made by either a credit card, debit card or cash will attract a bank fee charge recovery which will be debited to your next bill of account.

Late Payments, Non Payments & Disconnection

- Interest is payable on overdue accounts.
- Eskom is entitled to disconnect supply for non-payment.
- In the event of a disconnection and in addition to the repayment of all outstanding amounts due, a disconnection/visit fee and additional deposit will become payable.
- Meter tampering is a criminal offence, punishable by law. In addition, charges associated with damage to Eskom property will be for your account.
- Your agreement may not be taken over by a 3rd party. You are legally liable for all charges reflected on this bill.

Accounts Handed Over for Collection

- Eskom has contracted to National Debt Collectors for accounts handed over.
- All payments for accounts handed over are still payable to Eskom.
- Should the customer pay the debt collector directly and not into Eskom's account, then Eskom will not be held liable.

PLEASE ADVISE ESKOM IF ANY OF YOUR DETAILS CHANGE OR ARE INCORRECTLY REFLECTED ON THIS BILL. PLEASE PHONE, E-MAIL, FAX OR MAIL THE INFORMATION TO US. DETAILS ON FRONT OF BILL. USE TEAR OFF SLIP ALONGSIDE. THE INFORMATION AS STATED ABOVE IS AVAILABLE, ON REQUEST, IN THE OFFICIAL LANGUAGE OF YOUR CHOICE.



Proof of payment

Date: 30/09/2024 Time: 2:52:23 PM

Profile name:	BEAUFORT WEST MUNICIPALITY
Batch reference number:	1884594952
Reference number:	000000004847371017
Payment date:	30/09/2024
From account name:	*BEAUFORT WEST MUNICIPALITY
From account description:	*BEAUFORT WEST MUNICIPALITY
From account statement description:	15/19684*ESKOM-53952
Beneficiary account / cell phone number:	340167430
Beneficiary/ Recipient name:	ESKOM-5395201346
Beneficiary statement description:	5395201346
Branch code:	632005
Amount:	13,231,181.50

Additional comments by payer:

View your account to confirm that you have received this payment.

 All payments are subject to clearing rules.

Please refer to landing page for cut off times and telephone numbers.

PI09/12/00037353



**BEAUFORT-WES - BEAUFORT WEST - BHOBHOFOLO
MUNISIPALITEIT - MUNICIPALITY - U MASIPALA WASE**

DEPARTEMENT: FINANSIËLE DIENSTE / DEPARTMENT: FINANCIAL SERVICES

**ELEKTRONIESE BETALING / ELECTRONIC PAYMENT(EFT)
BETALINGSADVIES / PAYMENT VOUCHER**

Tel # 023 414 8100

BTW/ VAT #: 40008 46 388

Privaatsak/Private Bag 582

E-mail: treasury@beaufortwestmun.co.za

Beaufort-Wes/West 6970

DT TO:	ESKOM MURRAYSBURG (BANKDEBIT)	Vendor code	
	FNB	Verw. / Ref. #	
Code	223,626	Bewys / Voucher #	19604
Bank	55,070,067,316	Besending/ Batch #	ESK 240912
		Datum/Date	2024/09/12

Fakt / Inv #			
	ACC NO: 5575899099 - 557627639713	R	1,031,920.33
	MIN AFREKKING VAN BANK 11/09/2024	R	-850,000.00
		R	181,920.33

Pos / Vote #	Bedrag / Amount	Totaal / Total
8049	R 181,920.33	- 23 738 74 = 158 141 59
Totaal Debiete	R 181,920.33	
BANK	8980 2500 0000	Kt / Ct
		R 181,920.33



Korrek Gesertifiseer
Certified Correct

^^ Prepared by



NORTH WESTERN REGION
PRIVATE BAG X16 WESTVILLE 3630



ESKOM HOLDINGS SOC LTD REG NO 2002/015527/30
VAT REG NO 4740101508

CONTACT CENTRE: (0860) 037566
FAX NO: 0862 437 566
E-MAIL: customerservices@eskom.co.za
WEB: WWW.ESKOM.CO.ZA

TEL: 08600 37568
SMS:

MUNICIPALITY BEAUFORT WEST
PRIVATE BAG X582
BEAUFORT WEST
6970

YOUR ACCOUNT NO	5575899099
SECURITY HELD	719643.95
BILLING DATE	2024-08-12
TAX INVOICE NO	557627639713
ACCOUNT MONTH	AUGUST 2024
CURRENT DUE DATE	2024-09-11
VAT REG NO	4000846388

CUSTOMER SELF SERVICE WEB:
<https://csonline.eskom.co.za>

NORTH WESTERN REGION
PRIVATE BAG X16 WESTVILLE 3630

DIRECT DEPOSIT DETAIL
BANK: First National B
BRANCH CODE: 2230
BANK ACC NO: 55070067

TAX INVOICE

E-MAIL: eskomaccounts@beaufortwestmun.co.za

ACCOUNT TRANSACTION SUMMARY

ADMINISTRATION CHARGE		R	2,727.07
DIST. NETWORK CAPACITY CHARGE		R	31,167.00
NETWORK DEMAND CHARGE (C/KWH) (ALL)		R	128,117.42
ANCILLARY SERVICE (ALL)		R	2,272.02
ENERGY CHARGE (OFF)	102,611.00	R	111,876.77
ENERGY CHARGE (PEAK)	54,691.00	R	362,617.74
ENERGY CHARGE (STD)	119,775.00	R	240,580.07
REACTIVE ENERGY	29,222.00	R	5,172.29
SERVICE CHARGE		R	11,793.64

TOTAL CHARGES FOR BILLING PERIOD R **897,324.02**

ACCOUNT SUMMARY FOR AUGUST 2024


BALANCE BROUGHT FORWARD	(Due Date 2024-08-10)	R	809,870.19
PAYMENT(S) RECEIVED	Autopay Current/Cheque Account - 2024-08-12	R	-809,870.19
TOTAL CHARGES FOR BILLING PERIOD		R	897,324.02
ADJUSTMENT	AUTO PAY DISCOUNT	R	-2.00
VAT RAISED ON ITEMS AT 14%		R	0.00
VAT RAISED ON ITEMS AT 15%		R	134,598.31

ACCOUNT NO / REFERENCE NO

5575899099
NAME
MUNICIPALITY BEAUFORT WEST
FAX NUMBER
0498440271

0934 5575899099

COPY ONLY



Handwritten signature

11341 5575899099

9207 2557 5899 0999

pay@ your payment partner

TOTAL AMOUNT DUE

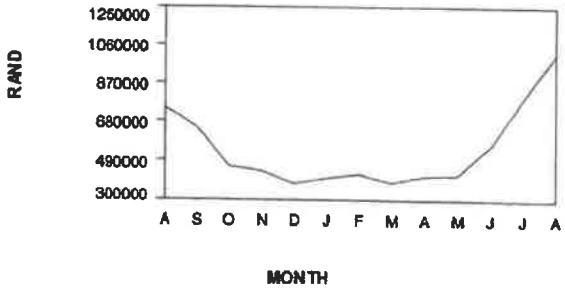
1,031,920.33

PAYMENT ARRANGEMENT

INSTALMENT	0.00
ARREARS	0.00
DUE DATE	2024-09-11
AMOUNT PAID	

LATE PAYMENT CHARGES WILL BE ADDED TO OVERDUE ACCOUNT

ARREARS				
>90 DAYS	61-90 DAYS	31-60 DAYS	16-30 DAYS	CURRENT
0.00	0.00	0.00	0.00	1,031,920.33
TOTAL DUE R				1,031,920.33



PAGE RUN NO	EP 20
BILL GROUP	
BILL PAGE	1 OF 2



NORTH WESTERN REGION
PRIVATE BAG X16 WESTVILLE 3630

CONTACT CENTRE: (0860) 037566

FAX NO: 0862 437 566

E-MAIL: customerservices@eskom.co.za

WEB: WWW.ESKOM.CO.ZA

MUNICIPALITY BEAUFORT WEST
PRIVATE BAG X582
BEAUFORT WEST
6970

YOUR ACCOUNT NO	5575899099
BILLING DATE	2024-08-12
TAX INVOICE NO	557627639713
ACCOUNT MONTH	AUGUST 2024
CURRENT DUE DATE	2024-09-11
VAT REG NO	4000846388
NOTIFIED MAX DEMAND	900.00
UTILISED CAPACITY	900.00

CONSUMPTION DETAILS (2024-07-10 - 2024-08-09)

ENERGY CONSUMPTION OFF PEAK kWh	102,610.86
ENERGY CONSUMPTION STD kWh	119,774.58
ENERGY CONSUMPTION PEAK kWh	54,690.54
ENERGY CONSUMPTION ALL kWh	277,075.98
DEMAND READING - kW/KVA	615.24
REACTIVE ENERGY - OFF PEAK	53,882.37
REACTIVE ENERGY - STD	42,239.84
REACTIVE ENERGY - PEAK	16,222.72
REACTIVE ENERGY - ALL	112,344.93
EXCESS REACTIVE ENERGY	29,222.13
LOAD FACTOR	62.00

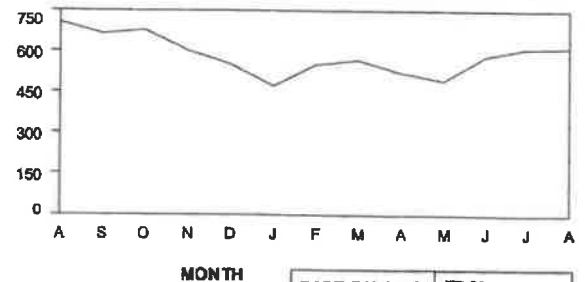
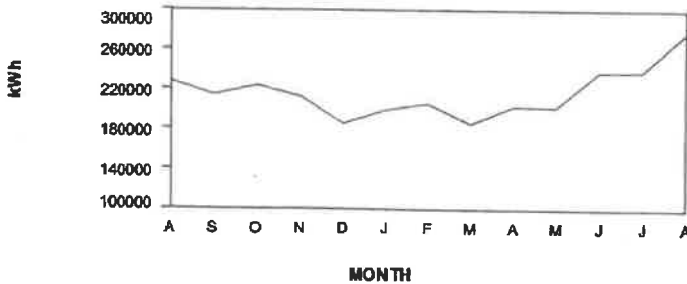
PREMISE ID NUMBER TARIFF NAME: Ruraflex Interval

OBS49 MUNICIPALITEIT MURRAYSBURG BULK SUPPLY OBS49

Administration Charge @ R87.97 per day for 31 days	R	2,727.07
Network Capacity Charge 900 kVA @ R34.63 : = R34.63/kVA	R	31,167.00
Network Demand Charge (All Periods) 277,076 kWh @ R0.466 /kWh	R	129,117.42
Ancillary Service Charge 277,076 kWh @ R0.0082 /kWh	R	2,272.02
High Season Off Peak Energy Charge 102,611 kWh @ R1.0903 /kWh	R	111,876.77
High Season Peak Energy Charge 54,691 kWh @ R6.6303 /kWh	R	362,617.74
High Season Standard Energy Charge 119,775 kWh @ R2.0086 /kWh	R	240,580.07
High Season Reactive Energy Charge 29,222 kvarh @ R9.17 /kvarh	R	5,172.29
SERVICE CHARGE	R	11,793.64

TOTAL CHARGES R **897,324.02**

Handwritten signature



PAGE RUN NO	EP 21
BILL GROUP	
BILL PAGE	2 OF 2

BILL PAYMENTS OPTIONS



Debit Order

- Avoid queues, late payments, the risk of your service being disconnected and the possibility of having to pay interest.
- Should you choose to pay your account by debit order, please contact the Contact Centre on the number or address given on the front of the bill.
- You set a limit on your Debit Order, so that you can keep control.
- Should your Debit Order details change, please contact the Contact Centre on the number or address given on the front of this bill.



Direct Deposits

- Make direct deposits or transfers at bank counters and ATM's.
- Eskom's banking details may be found on the front of this bill.
- Ensure that your Eskom account number is used as a reference for the Direct Deposit.



Collection Agencies

Pay your bill at:

- Any Pick n Pay store, Hypermarkets, Family stores, Spar or any other retail outlet that provides EasyPay and Pay@ services.
- Shoprite/Checkers Money Market Kiosks and Foodworld stores.
- Take note that SAPO branches are utilized for payments by one of our main Agents
- Take your bill with you when making a payment through one of our Agencies.
- Please note that certain restrictions apply to the form of payments that may be tendered. (i.e. cash, cheques or credit cards, depending on the particular agency).



Internet Payments

Internet Payments can be made:

- Through your own Bank's web site (contact your bank for more information).
- Through the collection agent's web site.
- Ensure that your Eskom account number is used in the reference field at all times.



Telephonic Payments

- Use your banks phone-in services to transfer payments to Eskom from your Bank account (contact your Bank for more information).
- Credit card payments can be made by calling the Eskom Contact Centre number given on the front of this bill.



Multiple Account Payments

- If multiple payments are made to one account, please send a breakdown of each account together with amounts to the Contact Centre shown on the front of this bill. To prevent interest accruing, or disconnections on these accounts, schedules should be sent immediately.



Postal Payments (No post-dated cheques will be accepted)

- Cheques, made payable to Eskom Holding SOC Ltd and marked "Not Transferable" between two parallel lines, can be mailed to the postal address shown on the front of this bill. Eskom does not support this channel and may charge for this channel of payment.
- For your own security, cash and cash cheques should not be sent through the post.
- Eskom will not be responsible for any loss sustained.

BILL DELIVERY OPTIONS



- Accounts can be emailed directly to your email address in a secure 128 bit encrypted format.
- The electronic bill complies with SARS regulations
- To make use of this facility send an email to customerservices@eskom.co.za stating your account number and required email address.
- Please note once the email option is selected you will no longer receive a printed copy of your bill.
- For small power users the bill is available on request in the official language of your choice.

ACCOUNT NUMBER

NAME

POSTAL ADDRESS

POSTAL CODE

TELEPHONE NUMBER (BUS)

TELEPHONE NUMBER (HOME)

TELEPHONE NUMBER (CELL)

E-MAIL ADDRESS

FAX NUMBER

GENERAL ACCOUNT INFORMATION

Conditions

- Electricity services are supplied, and this bill is rendered, in terms of Eskom's conditions of contract, as amended from time to time.

Auto Increase in Debit Order Limit

- As a service, Debit Order limits will be increased by the average rate increase as announced by Eskom.

- Small power supplies: in effecting payment pursuant to this invoice, I specifically agree that Eskom's Standard Prices (as amended and approved by the NERSA) and its Standard Conditions of Supply for Small Power users shall apply. Copies of the said documents are available on request from Eskom's Contact Centres. Any objection to the above shall be lodged with Eskom within 14 days of receipt of this invoice, which may result in Eskom terminating the supply.

VAT Registration Number

- While we endeavour to ensure the information supplied is updated, Eskom Holdings Ltd accepts no responsibility for any incorrect VAT registration number of a CUSTOMER appearing on the invoice. Please advise Eskom of any change in your VAT registration number.

Payment of Accounts

- Due Date means the date the electricity account is deemed to be received by the customer as provided for in the electricity supply agreement
- Final Payment Date means the date by when the customer's payment of the full invoiced amount must be reflected in Eskom's bank account, failing which interest will be charged, from the Due Date to the date of payment, on the outstanding amount.
- Accounts are due and payable when rendered. The due date on the account is in respect of the current month's electricity consumption.
- Estimated readings will be automatically adjusted after the next actual meter reading.
- Payments may not be deferred.
- If going away, please pay in advance to cover any accounts which may become due in your absence.
- If there is a delay in the receipt of your account, please pay an average amount based on your last account and advise Eskom accordingly.
- All payments that are more than R3 500 per account per month made by either a credit card, debit card or cash will attract a bank fee charge recovery which will be debited to your next bill of account.

Late Payments, Non Payments & Disconnection

- Interest is payable on overdue accounts.
- Eskom is entitled to disconnect supply for non-payment.
- In the event of a disconnection and in addition to the repayment of all outstanding amounts due, a disconnection/visit fee and additional deposit will become payable.
- Meter tampering is a criminal offence, punishable by law. In addition, charges associated with damage to Eskom property will be for your account.
- Your agreement may not be taken over by a 3rd party. You are legally liable for all charges reflected on this bill.

Accounts Handed Over for Collection

- Eskom has contracted to National Debt Collectors for accounts handed over.
- All payments for accounts handed over are still payable to Eskom.
- Should the customer pay the debt collector directly and not into Eskom's account, then Eskom will not be held liable.

PLEASE ADVISE ESKOM IF ANY OF YOUR DETAILS CHANGE OR ARE INCORRECTLY REFLECTED ON THIS BILL. PLEASE PHONE, E-MAIL, FAX OR MAIL THE INFORMATION TO US. DETAILS ON FRONT OF BILL. USE TEAR OFF SLIP ALONGSIDE.

THE INFORMATION AS STATED ABOVE IS AVAILABLE, ON REQUEST, IN THE OFFICIAL LANGUAGE OF YOUR CHOICE.



Statement Enquiry

Date: 12/09/2024 Time: 8:12:38 AM

Account description: *BEAUFORT WEST MUNICIPALITY
Account number: 1074280318
Statement: 26860

Date	Transactions	Debit	Credit	Balance	VAT # ENC *
11/09/2024	VOORLOPIGE STAAT				
11/09/2024	OORGEBRING		0.00	0.00	
11/09/2024	POS JEAN-RAY JOOSTE 18/08/24			8,786,051.67	
11/09/2024	TK KTNT R2.00 FOOI		2.00	8,786,053.67	
11/09/2024	KONTANT TRANSAKSIE FOOI	-0.29		8,786,053.38	#
11/09/2024	POS JEAN-RAY JOOSTE 17/08/24	-7.19		8,786,046.19	#
11/09/2024	TK KTNT R1.00 FOOI		1.00	8,786,047.19	
11/09/2024	KONTANT TRANSAKSIE FOOI	-0.29		8,786,046.90	#
11/09/2024	KONTANT TRANSAKSIE FOOI	-7.19		8,786,039.71	#
11/09/2024	POS JEAN-RAY JOOSTE 21/08/24			8,786,039.71	
11/09/2024	TK KTNT R1.00 FOOI		1.00	8,786,040.71	
11/09/2024	KONTANT TRANSAKSIE FOOI	-0.29		8,786,040.42	#
11/09/2024	KONTANT TRANSAKSIE FOOI	-7.19		8,786,033.23	#
11/09/2024	90/86397/699/173583			8,786,033.23	
11/09/2024	15/19599*DIE STADSTE		800.00	8,786,833.23	
11/09/2024	15/19596*12	-6,192.00		8,780,641.23	
11/09/2024	15/19596*12	-3,000.00		8,777,641.23	
11/09/2024	15/19601*O HAARVOOR	-2,911.68		8,774,729.55	
11/09/2024	15/19593*AC MAKENDLA	-1,209.96		8,773,519.59	
11/09/2024	15/19597*DE WELGEMOE	-1,104.03		8,772,415.56	
11/09/2024	15/19598*JJ DE VILLI	-570.95		8,771,844.61	
11/09/2024	15/19600*100041508	-79.50		8,771,765.11	
11/09/2024	ESKOM ESKOM 5575899099	-850,000.00		7,921,765.11	
11/09/2024	EASYPAY EASYP 4337000003	-159.27		7,921,605.84	
11/09/2024	NEDLNK DPRUSTD 00190137 2027			7,923,632.61	
11/09/2024	NEDLNK DPRUSTD 00190137 2027		2,026.77	7,923,632.61	
11/09/2024	OORGEDRA			7,923,632.61	

Notice

Whilst every effort has been made to ensure that the information on this statement is accurate, Nedbank Limited takes no responsibility for any loss or damage suffered by any person as a result of their reliance upon the information contained in this statement and the contents should be verified against the final statement to be provided by Nedbank to the client.

- VAT is applicable for this transaction

* - Uncleared Effect (ENC) is applicable for this transaction

Account Total R 1,081,922.33

< 850,000.00 >

R 181,922.33 EFT



Proof of payment

Date: 12/09/2024 Time: 3:47:34 PM

Profile name:	BEAUFORT WEST MUNICIPALITY
Batch reference number:	1873890655
Reference number:	000000004815716539
Payment date:	12/09/2024
From account name:	*BEAUFORT WEST MUNICIPALITY
From account description:	*BEAUFORT WEST MUNICIPALITY
From account statement description:	15/19604*ESKOM: MURR
Beneficiary account / cell phone number:	55070067316
Beneficiary/ Recipient name:	ESKOM: MURRAYSBURG
Beneficiary statement description:	5575899099
Branch code:	200108
Amount:	181,920.33

Additional comments by payer:

View your account to confirm that you have received this payment.

- All payments are subject to clearing rules.

Please refer to landing page for cut off times and telephone numbers.

PI 09/17/00037379

19631

11/09/2024

ESKOM ESKOM 5575899099

- 850,000.00

- 110 869.57

739 130 43



- debit order -

NORTH WESTERN REGION
PRIVATE BAG X16 WESTVILLE 3630



ESKOM HOLDINGS SOC LTD REG NO 2002/015527/30
VAT REG NO 4740101508

CONTACT CENTRE: (0860) 037566
FAX NO: 0862 437 566
E-MAIL: customerservices@eskom.co.za
WEB: WWW.ESKOM.CO.ZA

TEL: 08600 37566
SMS:

MUNICIPALITY BEAUFORT WEST
PRIVATE BAG X582
BEAUFORT WEST
6970

YOUR ACCOUNT NO	5575899099
SECURITY HELD	719643.95
BILLING DATE	2024-08-12
TAX INVOICE NO	557627639713
ACCOUNT MONTH	AUGUST 2024
CURRENT DUE DATE	2024-09-11
VAT REG NO	4000846388

CUSTOMER SELF SERVICE WEBSITE
<https://csonline.eskom.co.za>

NORTH WESTERN REGION
PRIVATE BAG X16 WESTVILLE 3630

DIRECT DEPOSIT DETAIL
BANK: First National Bank
BRANCH CODE: 223626
BANK ACC NO: 5507006731f

TAX INVOICE

E-MAIL: eskomaccounts@beaufortwestmun.co.za

ACCOUNT TRANSACTION SUMMARY

ADMINISTRATION CHARGE	R	2,727.07
DIST. NETWORK CAPACITY CHARGE	R	31,167.00
NETWORK DEMAND CHARGE (C/KWH) (ALL)	R	129,117.42
ANCILLARY SERVICE (ALL)	R	2,272.02
ENERGY CHARGE (OFF)	102,611.00	R 111,876.77
ENERGY CHARGE (PEAK)	54,691.00	R 362,617.74
ENERGY CHARGE (STD)	119,775.00	R 240,580.07
REACTIVE ENERGY	29,222.00	R 5,172.29
SERVICE CHARGE		R 11,793.64

ACCOUNT NO / REFERENCE NO

5575899099

NAME

MUNICIPALITY BEAUFORT WEST

FAX NUMBER

0498440271



0934 5575899099


TOTAL CHARGES FOR BILLING PERIOD

R 897,324.02

ACCOUNT SUMMARY FOR AUGUST 2024

BALANCE BROUGHT FORWARD	(Due Date 2024-08-10)	R	809,870.19
PAYMENT(S) RECEIVED	Autopay Current/Cheque Account - 2024-08-12	R	-809,870.19
TOTAL CHARGES FOR BILLING PERIOD		R	897,324.02
ADJUSTMENT	AUTO PAY DISCOUNT	R	-2.00
VAT RAISED ON ITEMS AT 14%		R	0.00
VAT RAISED ON ITEMS AT 15%		R	134,588.31

COPY ONLY



11341 5575899099



9207 2557 5899 0999



TOTAL AMOUNT DUE

1,031,920.30

PAYMENT ARRANGEMENT

INSTALMENT

ARREARS

DUE DATE

2024-09-11


AMOUNT PAID

LATE PAYMENT CHARGES WILL BE
ADDED TO OVERDUE ACCOUNT

PAGE RUN NO EP 20

BILL GROUP

BILL PAGE 1 OF 2



MONTH

RAND



NORTH WESTERN REGION
PRIVATE BAG X16 WESTVILLE 3630

CONTACT CENTRE: (0860) 037566

FAX NO: 0862 437 566

E-MAIL: customerservices@eskom.co.za

WEB: WWW.ESKOM.CO.ZA

MUNICIPALITY BEAUFORT WEST
PRIVATE BAG X582
BEAUFORT WEST
6970

YOUR ACCOUNT NO	5575899099
BILLING DATE	2024-08-12
TAX INVOICE NO	557627639713
ACCOUNT MONTH	AUGUST 2024
CURRENT DUE DATE	2024-09-11
VAT REG NO	4000846388
NOTIFIED MAX DEMAND	900.00
UTILISED CAPACITY	900.00

CONSUMPTION DETAILS (2024-07-10 - 2024-08-09)

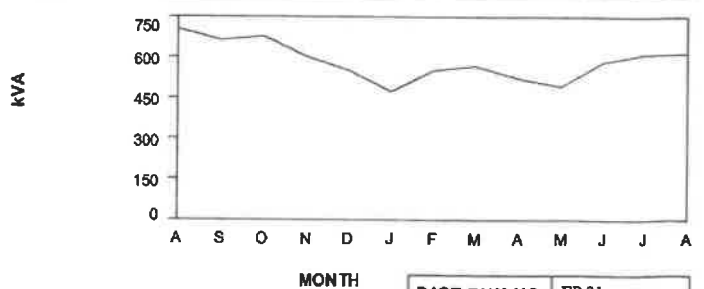
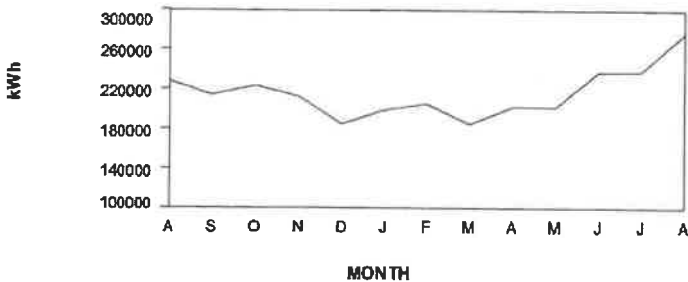
ENERGY CONSUMPTION OFF PEAK kWh	102,610.86
ENERGY CONSUMPTION STD kWh	119,774.58
ENERGY CONSUMPTION PEAK kWh	54,690.54
ENERGY CONSUMPTION ALL kWh	277,075.98
DEMAND READING - KW/KVA	615.24
REACTIVE ENERGY - OFF PEAK	53,882.37
REACTIVE ENERGY - STD	42,239.84
REACTIVE ENERGY - PEAK	16,222.72
REACTIVE ENERGY - ALL	112,344.93
EXCESS REACTIVE ENERGY	29,222.13
LOAD FACTOR	62.00

PREMISE ID NUMBER: 5575898668 TARIFF NAME: Ruraflex Interval

OBS49 MUNISIPALITEIT MURRAYSBURG BULK SUPPLY OBS49

Administration Charge @ R87.97 per day for 31 days	R	2,727.07
Network Capacity Charge 900 kVA @ R34.63 : = R34.63/kVA	R	31,167.00
Network Demand Charge (All Periods) 277,076 kWh @ R0.486 /kWh	R	129,117.42
Ancillary Service Charge 277,076 kWh @ R0.0082 /kWh	R	2,272.02
High Season Off Peak Energy Charge 102,611 kWh @ R1.0903 /kWh	R	111,876.77
High Season Peak Energy Charge 54,691 kWh @ R6.6303 /kWh	R	362,617.74
High Season Standard Energy Charge 119,775 kWh @ R2.0086 /kWh	R	240,580.07
High Season Reactive Energy Charge 29,222 kvarh @ R0.172 /kvarh	R	5,172.29
SERVICE CHARGE	R	11,793.64

TOTAL CHARGES R **897,324.02**



PAGE RUN NO	EP 21
BILL GROUP	
BILL PAGE	2 OF 2

BILL PAYMENTS OPTIONS



Debit Order

- Avoid queues, late payments, the risk of your service being disconnected and the possibility of having to pay interest.
- Should you choose to pay your account by debit order, please contact the Contact Centre on the number or address given on the front of this bill.
- You set a limit on your Debit Order, so that you can keep control.
- Should your Debit Order details change, please contact the Contact Centre on the number or address given on the front of this bill.



Direct Deposits

- Make direct deposits or transfers at bank counters and ATM's.
- Eskom's banking details may be found on the front of this bill.
- Ensure that your Eskom account number is used as a reference for the Direct Deposit.



Collection Agencies

Pay your bill at:

- Any Pick n Pay store, Hypermarkets, Family stores, Spar or any other retail outlet that provides EasyPay and Pay@ services.
- Shoprite/Checkers Money Market Kiosks and Foodworld stores.
- Take note that SAPO branches are utilized for payments by one of our main Agents
- Take your bill with you when making a payment through one of our Agencies.
- Please note that certain restrictions apply to the form of payments that may be tendered. (i.e. cash, cheques or credit cards, depending on the particular agency).



Internet Payments

Internet Payments can be made:

- Through your own Bank's web site (contact your bank for more information).
- Through the collection agent's web site.
- Ensure that your Eskom account number is used in the reference field at all times.



Telephonic Payments

- Use your banks phone-in services to transfer payments to Eskom from your Bank account (contact your Bank for more information).
- Credit card payments can be made by calling the Eskom Contact Centre number given on the front of this bill.



Multiple Account Payments

- If multiple payments are made to one account, please send a breakdown of each account together with amounts to the Contact Centre shown on the front of this bill. To prevent interest accruing, or disconnections on these accounts, schedules should be sent immediately.



Postal Payments (No post-dated cheques will be accepted)

- Cheques, made payable to Eskom Holding SOC Ltd and marked "Not Transferable" between two parallel lines, can be mailed to the postal address shown on the front of this bill. Eskom does not support this channel and may charge for this channel of payment.
- For your own security, cash and cash cheques should not be sent through the post.
- Eskom will not be responsible for any loss sustained.

BILL DELIVERY OPTIONS



- Accounts can be emailed directly to your email address in a secure 128 bit encrypted format.
- The electronic bill complies with SARS regulations
- To make use of this facility send an email to customerservices@eskom.co.za stating your account number and required email address.
- Please note once the email option is selected you will no longer receive a printed copy of your bill.
- For small power users the bill is available on request in the official language of your choice.

ACCOUNT NUMBER

NAME

TAL ADDRESS

POSTAL CODE

TELEPHONE NUMBER (BUS)

TELEPHONE NUMBER (HOME)

TELEPHONE NUMBER (CELL)

E-MAIL ADDRESS

FAX NUMBER

GENERAL ACCOUNT INFORMATION

Conditions

- Electricity services are supplied, and this bill is rendered, in terms of Eskom's conditions of contract, as amended from time to time.

Auto Increase in Debit Order Limit

- As a service, Debit Order limits will be increased by the average rate increase as announced by Eskom.

- **Small power supplies;** in effecting payment pursuant to this invoice, I specifically agree that Eskom's Standard Prices (as amended and approved by the NERSA) and its Standard Conditions of Supply for Small Power users shall apply. Copies of the said documents are available on request from Eskom's Contact Centres. Any objection to the above shall be lodged with Eskom within 14 days of receipt of this invoice, which may result in Eskom terminating the supply.

VAT Registration Number

- While we endeavour to ensure the information supplied is updated, Eskom Holdings Ltd accepts no responsibility for any incorrect VAT registration number of a CUSTOMER appearing on the invoice. Please advise Eskom of any change in your VAT registration number.

Payment of Accounts

- Due Date means the date the electricity account is deemed to be received by the customer as provided for in the electricity supply agreement
- Final Payment Date means the date by when the customer's payment of the full invoiced amount must be reflected in Eskom's bank account, failing which interest will be charged, from the Due Date to the date of payment, on the outstanding amount.
- Accounts are due and payable when rendered. The due date on the account is in respect of the current month's electricity consumption.
- Estimated readings will be automatically adjusted after the next actual meter reading.
- Payments may not be deferred.
- If going away, please pay in advance to cover any accounts which may become due in your absence.
- If there is a delay in the receipt of your account, please pay an average amount based on your last account and advise Eskom accordingly.
- All payments that are more than R3 500 per account per month made by either a credit card, debit card or cash will attract a bank fee charge recovery which will be debited to your next bill of account.

Late Payments, Non Payments & Disconnection

- Interest is payable on overdue accounts.
- Eskom is entitled to disconnect supply for non-payment.
- In the event of a disconnection and in addition to the repayment of all outstanding amounts due, a disconnection/visit fee and additional deposit will become payable.
- Meter tampering is a criminal offence, punishable by law. In addition, charges associated with damage to Eskom property will be for your account.
- Your agreement may not be taken over by a 3rd party. You are legally liable for all charges reflected on this bill.

Accounts Handed Over for Collection

- Eskom has contracted to National Debt Collectors for accounts handed over.
- All payments for accounts handed over are still payable to Eskom.
- Should the customer pay the debt collector directly and not into Eskom's account, then Eskom will not be held liable.

PLEASE ADVISE ESKOM IF ANY OF YOUR DETAILS CHANGE OR ARE INCORRECTLY REFLECTED ON THIS BILL. PLEASE PHONE, E-MAIL, FAX OR MAIL THE INFORMATION TO US. DETAILS ON FRONT OF BILL. USE TEAR OFF SLIP ALONGSIDE.

THE INFORMATION AS STATED ABOVE IS AVAILABLE, ON REQUEST, IN THE OFFICIAL LANGUAGE OF YOUR CHOICE.



Private Bag 582
Beaufort West
Beaufort West - 6970

Tel: 023 414 8100
Fax: 023 414 8105
Email: treasury@beaufortwestmun.co.za
Website: www.beaufortwestmun.co.za
VAT Reg:- 4000846388

Payment Instruction Detail

PAYMENT DETAILS		Status - Awaiting Payment Approval							
Payment Instruction Number	Payment Instruction Date	Payment Id	Doc Number	Payment Type	Transaction Type	Cashbook	Payment Due Date	Total Payment Amount	Outstanding Payment Amount
P109/18/00037391/2024-2025	18/09/2024	37391	15/19643	Normal	Exp - Direct Payment EFT	Nedbank 2025	21/09/2024	R 75 433.39	R 75 433.39

VENDOR DETAILS

Vendor Name	Vendor Number	Bank	Account Number	Branch Code	Account Type	Payment Reference
ESKOM-9646799000	SCM/2209	ABSA BANK LIMITED	340167430	632005	Cheque/Current Account	ESKOM-9646799000

INVOICE DETAILS

Invoice Number	Vendor / Creditor Invoice Number	Vendor Invoice Date	Goods / Service Description	Invoice Amount (excl. VAT)	VAT	Invoice Amount (Incl. VAT) Payment	Reason for Late Payment
SP126/8/00018456/2024-2025	INV964161001601	22/08/2024	Electricity Programme Electricity Administration Project / ESKOM / elektrics/9646799000	R 65 594.25	R 9 839.14	R 75 433.39	

Private Bag 592
Beaufort West
Beaufort West - 6970

Tel: 023 414 8100
Fax: 023 414 8105
Email: treasury@beaufortwestmun.co.za
Website: www.beaufortwestmun.co.za
VAT Reg:- 4000848388



Sundry Invoice Detail

Invoice Number SP12/6/8/00018456/2024-2025 **Vendor Name** ESKOM-9646799000
Invoice Date 22/08/2024 **Vendor Number** SCM/2209
Company Type

Vendor Invoice Number	Project Name	Project Item	Plan Item ID	Purchase Item	Quantity	Unit Price	Invoice Amount (Excl. VAT)	VAT	Invoice Amount (Incl. VAT)
INV964161001601	8030 - Electricity Programme_Electricity Administration Project	ESKOM IE002001001000000000000000000000000000000000	161242	elektries/9646799000	1.0000	R 65 594.25	R 65 594.25	R 9 839.14	R 75 433.39
Total Amount							R 65 594.25	R 9 839.14	R 75 433.39

21/09/2024

Due Date: 21/09/2024



**MUNISIPALITEIT / MUNICIPALITY
BEAUFORT-WES/BEAUFORT WEST/BHOBHOFULO**
Kantoor van die Munisipale Bestuurder / Office of the Municipal Manager

MAGTIGING VIR BETALING (TOT R200 000.00)

Hiermee verleen ek **LUZUKO NQOTOLA** Direkteur Infrastruktuur,

goedkeuring vir die betaling van R

aan:

GOEDKEUR	<input checked="" type="checkbox"/>
NIE GOEDGEKEUR	<input type="checkbox"/>

L. NQOTOLA
DIREKTEUR: INFRASTRUKTUUR

AUTHORISATION FOR PAYMENT (UP TO R200 000.00)

I, **LUZUKO NQOTOLA** Director Infrastructure,

hereby approve the payment of R. 75 433,40

to Estkom: 9646799000 - Erf 79

APPROVED	<input type="checkbox"/>
DISAPPROVED	<input type="checkbox"/>



L. NQOTOLA
DIRECTOR: INFRASTRUCTURE



WESTERN REGION
PO BOX 377 BELVILLE 7535



ESKOM HOLDINGS SOC LTD REG NO 2002/015527/30
VAT REG NO 4740101508

CONTACT CENTRE: (0860) 037566
FAX NO: 0862 437 566
E-MAIL: customerservices@eskom.co.za
WEB: WWW.ESKOM.CO.ZA

TEL: 08600 37566
SMS:

BEAUFORT WEST LOCAL MUNICIPALITY
PRIVATE BAG X582
BEAUFORT WEST
6970

YOUR ACCOUNT NO	9646799000
SECURITY HELD	50000.01
BILLING DATE	2024-08-22
TAX INVOICE NO	964161001601
ACCOUNT MONTH	AUGUST 2024
CURRENT DUE DATE	2024-09-21
VAT REG NO	4000846388

CUSTOMER SELF SERVICE WEBSITE
<https://csortline.eskom.co.za>

WESTERN REGION
PO BOX 377 BELVILLE 7535

DIRECT DEPOSIT DETAIL	
BANK:	ABSA
BRANCH CODE:	334110
BANK ACC NO:	340167430

TAX INVOICE

E-MAIL: eskomaccounts@beaufortwestmun.co.za

ACCOUNT TRANSACTION SUMMARY

ADMINISTRATION CHARGE		R	1,778.92
DIST. NETWORK CAPACITY CHARGE		R	5,416.00
NETWORK DEMAND CHARGE (C/KWH) (ALL)		R	7,561.50
ANCILLARY SERVICE (ALL)		R	116.44
ENERGY CHARGE (STD)	14,200.00	R	23,187.18
DEMAND CHARGE	44.16	R	23,702.44
SERVICE CHARGE		R	3,893.77

TOTAL CHARGES FOR BILLING PERIOD R **65,594.25**


ACCOUNT SUMMARY FOR AUGUST 2024

BALANCE BROUGHT FORWARD	(Due Date 2024-08-21)	R	74,565.68
PAYMENT(S) RECEIVED	ACB Payment - 2024-08-19	R	-74,565.67
TOTAL CHARGES FOR BILLING PERIOD		R	65,594.25
VAT RAISED ON ITEMS AT 14%		R	0.00
VAT RAISED ON ITEMS AT 15%		R	9,839.14

ACCOUNT NO / REFERENCE NO

9646799000
NAME
BEAUFORT WEST LOCAL
FAX NUMBER
0234148105

0934 9646799000



TOTAL AMOUNT DUE

75,433.40

PAYMENT ARRANGEMENT

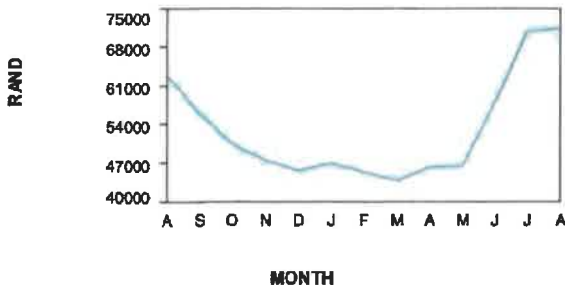
INSTALMENT	
ARREARS	0.00
DUE DATE	2024-09-21
AMOUNT PAID	

LATE PAYMENT CHARGES WILL BE
ADDED TO OVERDUE ACCOUNT



ARREARS

>90 DAYS	61-90 DAYS	31-80 DAYS	16-30 DAYS	CURRENT	TOTAL DUE R
0.00	0.00	0.01	0.00	75,433.39	75,433.40



PAGE RUN NO	EE 299
BILL GROUP	
BILL PAGE	1 OF 2

Date: 19/09/2024 Time: 2:29:50 PM

Profile name:	BEAUFORT WEST MUNICIPALITY
Batch reference number:	1878854753
Reference number:	00000004824161059
Payment date:	19/09/2024
From account name:	*BEAUFORT WEST MUNICIPALITY
From account description:	*BEAUFORT WEST MUNICIPALITY
From account statement description:	15/19643*ESKOM-96467
Beneficiary account / cell phone number:	340167430
Beneficiary/ Recipient name:	ESKOM-9646799000
Beneficiary statement description:	Beaufort West Municipality
Branch code:	632005
Amount:	75,433.39

Additional comments by payer:


View your account to confirm that you have received this payment.

All payments are subject to clearing rules.

Please refer to landing page for cut off times and telephone numbers.

Private Bag 582
Beaufort West
Beaufort West - 6970

Tel: 023 414 8100
Fax: 023 414 8105
Email: treasury@beaufortwestmun.co.za
Website: www.beaufortwestmun.co.za
VAT Reg: - 4000846388

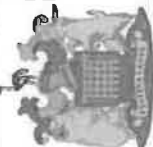


Payment Instruction Detail

PAYMENT DETAILS							Status - Awaiting Payment Approval		
Payment Instruction Number	Payment Instruction Date	Payment Id	Doc Number	Payment Type	Transaction Type	Cashbook	Payment Due Date	Total Payment Amount	Outstanding Payment Amount
PI09/18/00037392/2024-2025	18/09/2024	37392	15/19644	Normal	Exp - Direct Payment EFT	Nedbank 2025	21/09/2024	R 110 607.75	R 110 607.75

VENDOR DETAILS			
Vendor Name	Vendor Number	Bank	Account Number
ESKOM-6130350734	SCM/2206	ABSA BANK LIMITED	340167430
			Branch Code
			632005
		Account Type	Payment Reference
		Cheque/Current Account	ESKOM-6130350734

INVOICE DETAILS			
Invoice Number	Vendor/Creditor Invoice Number	Vendor Invoice Date	Goods/Service Description
SPI26/8/00018455/2024-2025	TNV613767842331	22/08/2024	Electricity Programme Electricity Administration Project / ESKOM / elektries/6130350734
			Invoice Amount (excl. VAT)
			R 96 180.65
			VAT
			R 14 427.10
			Invoice Amount Reason for Late (Incl. VAT) Payment
			R 110 607.75



Private Bag 562
Beaufort West
Beaufort West - 6970

Tel: 023 414 8100
Fax: 023 414 8105
Email: treasury@beaufortwestmun.co.za
Website: www.beaufortwestmun.co.za
VAT Reg:- 4000846388

Sundry Invoice Detail

Invoice Number SP126/8/00018455/2024-2025 **Vendor Name** ESKOM-6130350734
Invoice Date 22/08/2024 **Vendor Number** SCM/2206
Company Type

Vendor Invoice Number	Project Name	Project Item	Plan Item ID	Purchase Item	Quantity	Unit Price	Invoice Amount (Excl. VAT)	VAT	Invoice Amount (Incl. VAT)
INV613767842331	8030 - Electricity Programme_Electricity Administration Project	ESKOM IE0020010010000000000000000000000000	161242	elektries/6130350734	1.0000	R 96 180.65	R 96 180.65	R 14 427.10	R 110 607.75
Total Amount							R 96 180.65	R 14 427.10	R 110 607.75

21/09/2024

Due Date: 21/09/2024



**MUNISIPALITEIT / MUNICIPALITY
BEAUFORT-WES/BEAUFORT WEST/BHOBHOFOLLO**
Kantoor van die Munisipale Bestuurder / Office of the Municipal Manager

MAGTIGING VIR BETALING (TOT R200 000.00)

Hiermee verleen ek **LUZUKO NQOTOLA** Direkteur Infrastruktuur,

goedkeuring vir die betaling van R

aan:

GOEDKEUR	✓
NIE GOEDGEKEUR	

L. NQOTOLA
DIREKTEUR: INFRASTRUKTUUR

AUTHORISATION FOR PAYMENT (UP TO R200 000.00)

I, **LUZUKO NQOTOLA** Director Infrastructure,

hereby approve the payment of R. 110 607,75

to Eskom! 6130350734 - Erf 2

APPROVED	
DISAPPROVED	



L. NQOTOLA
DIRECTOR: INFRASTRUCTURE



WESTERN REGION
PO BOX 377 BELVILLE 7535



ESKOM HOLDINGS SOC LTD REG NO 2002/015527/30
VAT REG NO 4740101508

CONTACT CENTRE: (0860) 037566
FAX NO: 0862 437 566
E-MAIL: customerservices@eskom.co.za
WEB: WWW.ESKOM.CO.ZA

TEL: 08600 37566
SMS:

BEAUFORT WEST LOCAL MUNICIPALITY
PRIVATE BAG X582
BEAUFORT WEST
6970

YOUR ACCOUNT NO	6130350734
SECURITY HELD	50000.01
BILLING DATE	2024-08-22
TAX INVOICE NO	613767842331
ACCOUNT MONTH	AUGUST 2024
CURRENT DUE DATE	2024-09-21
VAT REG NO	4000846388

CUSTOMER SELF SERVICE WEBSITE
<https://csonline.eskom.co.za>

WESTERN REGION
PO BOX 377 BELVILLE 7535

DIRECT DEPOSIT DETAIL	
BANK:	ABSA
BRANCH CODE:	334110
BANK ACC NO:	340167430

TAX INVOICE

E-MAIL: eskomaccounts@beaufortwestmun.co.za

ACCOUNT TRANSACTION SUMMARY

ADMINISTRATION CHARGE		R	1,776.92
DIST. NETWORK CAPACITY CHARGE		R	5,416.00
NETWORK DEMAND CHARGE (C/KWH) (ALL)		R	12,040.89
ANCILLARY SERVICE (ALL)		R	185.42
ENERGY CHARGE (STD)	22,612.00	R	36,923.13
DEMAND CHARGE	67.08	R	36,004.52
SERVICE CHARGE		R	3,833.77

ACCOUNT NO / REFERENCE NO

6130350734	
NAME	BEAUFORT WEST LOCAL
FAX NUMBER	0234148105

TOTAL CHARGES FOR BILLING PERIOD

TOTAL CHARGES FOR BILLING PERIOD	R	96,180.65
----------------------------------	---	-----------

	0934 6130350734
--	-----------------

ACCOUNT SUMMARY FOR AUGUST 2024

BALANCE BROUGHT FORWARD	(Due Date 2024-08-21)	R	111,766.05
PAYMENT(S) RECEIVED	ACB Payment - 2024-08-19	R	-111,766.05
TOTAL CHARGES FOR BILLING PERIOD		R	96,180.65
VAT RAISED ON ITEMS AT 14%		R	0.00
VAT RAISED ON ITEMS AT 15%		R	14,427.10

Handwritten signature



11341 6130350734

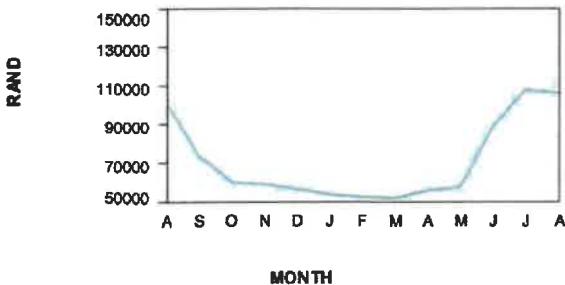


9207 2613 0350 7346



ARREARS					CURRENT	TOTAL DUE R	110,607.75
>90 DAYS	61-90 DAYS	31-60 DAYS	16-30 DAYS				
0.00	0.00	0.00	0.00		110,607.75	TOTAL DUE R	110,607.75

TOTAL AMOUNT DUE
110,607.75



PAYMENT ARRANGEMENT	
INSTALMENT	0.00
ARREARS	0.00
DUE DATE	2024-09-21
AMOUNT PAID	

PAGE RUN NO	EE 82
BILL GROUP	
BILL PAGE	1 OF 2

LATE PAYMENT CHARGES WILL BE ADDED TO OVERDUE ACCOUNT

Date: 19/09/2024 Time: 2:29:50 PM

Profile name:	BEAUFORT WEST MUNICIPALITY
Batch reference number:	1878854753
Reference number:	000000004824161060
Payment date:	19/09/2024
From account name:	*BEAUFORT WEST MUNICIPALITY
From account description:	*BEAUFORT WEST MUNICIPALITY
From account statement description:	15/19644*ESKOM-61303
Beneficiary account / cell phone number:	340167430
Beneficiary/ Recipient name:	ESKOM-6130350734
Beneficiary statement description:	Beaufort West Municipality
Branch code:	632005
Amount:	110,607.75

Additional comments by payer:

View your account to **confirm that you have received this payment.**

 All payments are subject to clearing rules.

Please refer to landing page for cut off times and telephone numbers.

Private Bag 582
Beaufort West
Beaufort West - 6970

Tel: 023 414 8100
Fax: 023 414 8105
Email: treasury@beaufortwestmun.co.za
Website: www.beaufortwestmun.co.za
VAT Reg:- 4000846388

Payment Instruction Detail

PAYMENT DETAILS							Status - Awaiting Payment Approval		
Payment Instruction Number	Payment Instruction Date	Payment Id	Doc Number	Payment Type	Transaction Type	Cashbook	Payment Due Date	Total Payment Amount	Outstanding Payment Amount
PI09/25/00037431/2024-2025	25/09/2024	37431	15/19683	Normal	Exp - Direct Payment EFT	Nedbank 2025	06/10/2024	R 11 766.52	R 11 766.52

VENDOR DETAILS

Vendor Name	Vendor Number	Bank	Account Number	Branch Code	Account Type	Payment Reference
ESKOM-8349427960	SCM/2208	ABSA BANK LIMITED	340167430	632005	Cheque/Current Account	ESKOM-8349427960

INVOICE DETAILS

Invoice Number	Vendor/Creditor Invoice Number	Vendor Invoice Date	Goods/Service Description	Invoice Amount (excl. VAT)	VAT	Invoice Amount (Incl. VAT)	Reason for Late Payment
SPI9/9/00018637/2024-2025	INV834032487610	06/09/2024	Electricity Programme_Electricity Administration Project / ESKOM / elektries/8349427960	R 10 231.76	R 1 534.76	R 11 766.52	

due: 1/10/24



MUNISIPALITEIT / MUNICIPALITY
BEAUFORT-WES/BEAUFORT WEST/BHOBHOFULO
Kantoor van die Munisipale Bestuurder / Office of the Municipal Manager

MAGTIGING VIR BETALING (TOT R30 000.00)

Hiermee verleen ek C. DE KOKER.....Wnde Senior Bestuurder:
Elektrotegniese Dienste,

goedkeuring vir die betaling van R 11.766 = 52.....

aan Eskom: Nelspoort 8349427960.

GOEDKEUR	<input checked="" type="checkbox"/>
NIE GOEDGEKEUR	<input type="checkbox"/>

C. DE KOKER

WNDE SENIOR BESTUURDER: ELEKTROTEGNIесе DIENSTE



WESTERN REGION
PO BOX 377 BELVILLE 7535



TEL: 08800 37566
SMS:

ESKOM HOLDINGS SOC LTD REG NO 2002/015527/30
VAT REG NO 4740101508

CONTACT CENTRE: (0860) 037566
FAX NO: 0862 437 566
E-MAIL: customerservices@eskom.co.za
WEB: WWW.ESKOM.CO.ZA

BEAUFORT WEST MUNICIPALITY
PO BOX 582
BEAUFORT WEST
6970

YOUR ACCOUNT NO	8349427960
SECURITY HELD	17126.31
BILLING DATE	2024-09-06
TAX INVOICE NO	834032487610
ACCOUNT MONTH	SEPTEMBER 2024
CURRENT DUE DATE	2024-10-01
VAT REG NO	4000846388
NOTIFIED MAX DEMAND	100.00

CUSTOMER SELF SERVICE WEBSITE
<https://csonline.eskom.co.za>

WESTERN REGION
PO BOX 377 BELVILLE 7535

DIRECT DEPOSIT DETAIL	
BANK:	ABSA
BRANCH CODE:	334110
BANK ACC NO:	340167430

TAX INVOICE

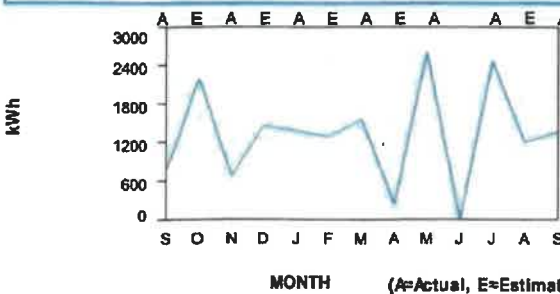
E-MAIL: eskomaccounts@beaufortwestmun.co.za

READING TYPE: ACTUAL	READING DATES: 2024/08/02 - 2024/09/06	NO OF DAYS: 35	SEASON:		
Your next estimated reading will be on 02/10/2024					
CONSUMPTION SUMMARY FOR BILLING PERIOD					
METER NUMBER	PREV. READING	CURR. READING	DIFFERENCE	CONSTANT	CONSUMPTION
3015115670695	314602.0000	315976.0000	1374.0000	1.0000	1,374.0000
TOTAL ENERGY CONSUMED FOR BILLING PERIOD (kWh)					1,374.00
PREMISE ID NUMBER	0535806907	TARIFF NAME:	Landrate 1,2,3		
KILLSPOORT					
Service and Administration Charge @ R46.54 per day for 35 days		R			1,628.90
Network Capacity Charge @ R139.77 per day for 35 days		R			4,891.95
Network Demand Charge 1,374 kWh @ R0.5325 /kWh		R			731.66
Ancillary service charge 1,374 kWh @ R0.0082 /kWh		R			11.27
Energy Charge 1,374 kWh @ R2.1601 /kWh		R			2,967.98
TOTAL CHARGES FOR BILLING PERIOD					R 10,231.76
ACCOUNT SUMMARY FOR SEPTEMBER 2024					
BALANCE BROUGHT FORWARD (Due Date 2024-08-31)		R			9,990.23
PAYMENT(S) RECEIVED ACB Payment - 2024-08-2		R			-9,990.23
TOTAL CHARGES FOR BILLING PERIOD		R			10,231.76
VAT RAISED ON ITEMS AT 14%		R			0.00
VAT RAISED ON ITEMS AT 15%		R			1,534.76



Handwritten signature

ARREARS				TOTAL AMOUNT DUE	R	11,766.52
>90 DAYS	61-90 DAYS	31-60 DAYS	CURRENT			
0.00	0.00	0.00	11,766.52			




Message
Eskom will move towards quarterly meter readings from 1 April 2014. We encourage all customers who have access to their meter boxes to submit their meter reads by calling the Eskom Contact Centre 086 003 7566 or submitting it on the Eskom website

PAGE RUN NO	EE 89
BILL GROUP	
BILL PAGE	1 OF 1

ACCOUNT NO / REFERENCE NO	8349427960
NAME	BEAUFORT WEST MUNICIPALITY
FAX NUMBER	0865020900

0934 8349427960



TOTAL AMOUNT DUE
11,766.50

PAYMENT ARRANGEMENT	
INSTALMENT	0.00
ARREARS	0.00
DUE DATE	2024-10-01
AMOUNT PAID	

LATE PAYMENT CHARGES WILL BE ADDED TO OVERDUE ACCOUNTS

Date: 26/09/2024 Time: 11:54:29 AM

Profile name:	BEAUFORT WEST MUNICIPALITY
Batch reference number:	1884582164
Payment reference number:	000000004837307526
Payment date:	26/09/2024
Payment capture date:	26/09/2024
Payment authorise date and time:	26/09/2024 10:16:33 AM
From account name:	*BEAUFORT WEST MUNICIPALITY
From account description:	*BEAUFORT WEST MUNICIPALITY
From account statement description:	15/19683*ESKOM-83494
Beneficiary account number:	340167430
Beneficiary/ Recipient name:	ESKOM-8349427960
Beneficiary statement description:	8349427960
Branch code:	632005
Amount:	11,766.52
Real-time:	No

Additional comments by payer:

View your account to confirm that you have received this payment.

- All payments are subject to clearing rules.

Please refer to landing page for cut off times and telephone numbers.



Private Bag 582
Beaufort West
Beaufort West - 6870

Tel: 023 414 8100
Fax: 023 414 8105
Email: treasury@beaufortwestmun.co.za
Website: www.beaufortwestmun.co.za
VAT Reg- 4000646388

Payment Instruction Detail

PAYMENT DETAILS										Status - Awaiting Payment Approval	
Payment Instruction Number	Payment Instruction Date	Payment Id	Doc Number	Payment Type	Transaction Type	Cashbook	Payment Due Date	Total Payment Amount	Outstanding Payment Amount		
PT09/25/00037429/2024-2025	25/09/2024	37429	15/19681	Normal	Exp - Direct Payment EFT	Nedbank 2025	28/09/2024	R 113 772.20	R 113 772.20		

VENDOR DETAILS

Vendor Name	Vendor Number	Bank	Account Number	Branch Code	Account Type	Payment Reference
ESKOM-7044326000	SCM/2207	ABSA BANK LIMITED	340167430	632005	Cheque/Current Account	ESKOM-7044326000

INVOICE DETAILS

Invoice Number	Vendor/Creditor Invoice Number	Vendor Invoice Date	Goods/Service Description	Invoice Amount (excl. VAT)	VAT	Invoice Amount (Incl. VAT)	Reason for Late Payment
SP12/9/00018584/2024-2025	INV704965243613	29/08/2024	Electricity Programme_Electricity Administration Project / ESKOM / elektries/7044326000	R 98 932.35	R 14 839.85	R 113 772.20	

Due Date: 28/09/2024



**MUNISIPALITEIT / MUNICIPALITY
BEAUFORT-WES/BEAUFORT WEST/BHOBHOFOLO**
Kantoor van die Munisipale Bestuurder / Office of the Municipal Manager

MAGTIGING VIR BETALING (TOT R200 000.00)

Hiermee verleen ek **LUZUKO NQOTOLA** Direkteur Infrastruktuur,
goedkeuring vir die betaling van R

aan:

GOEDKEUR	<input checked="" type="checkbox"/>
NIE GOEDGEKEUR	<input type="checkbox"/>

L. NQOTOLA
DIREKTEUR: INFRASTRUKTUUR

AUTHORISATION FOR PAYMENT (UP TO R200 000.00)

I, **LUZUKO NQOTOLA** Director Infrastructure,
hereby approve the payment of R. 113 772,22
to Eskom account: 7044326000 - NT TOWN, Nelspoort

APPROVED	<input type="checkbox"/>
DISAPPROVED	<input type="checkbox"/>

L. NQOTOLA
DIRECTOR: INFRASTRUCTURE



WESTERN REGION
PO BOX 377 BELVILLE 7535



ESKOM HOLDINGS SOC LTD REG NO 2002/015527/30
VAT REG NO 4740101508

CONTACT CENTRE: (0860) 037566
FAX NO: 0862 437 566
E-MAIL: customerservices@eskom.co.za
WEB: WWW.ESKOM.CO.ZA

TEL: 08600 37566
SMS:

BEAUFORT WEST LOCAL MUNICIPALITY
PRIVATE BAG X582
BEAUFORT WEST
6970

YOUR ACCOUNT NO	7044326000
SECURITY HELD	41000.00
BILLING DATE	2024-08-29
TAX INVOICE NO	704965243613
ACCOUNT MONTH	AUGUST 2024
CURRENT DUE DATE	2024-09-28
VAT REG NO	4000846388

CUSTOMER SELF SERVICE WEBSITE
<https://csonline.eskom.co.za>

WESTERN REGION
PO BOX 377 BELVILLE 7535

DIRECT DEPOSIT DETAIL	
BANK:	ABSA
BRANCH CODE:	334110
BANK ACC NO:	34016743

TAX INVOICE

E-MAIL: eskomaccounts@beaufortwestmun.co.za

ACCOUNT TRANSACTION SUMMARY


ADMINISTRATION CHARGE	R	1,776.92
DIST. NETWORK CAPACITY CHARGE	R	4,062.00
NETWORK DEMAND CHARGE (C/KWH) (ALL)	R	12,741.66
ANCILLARY SERVICE (ALL)	R	106.21
ENERGY CHARGE (STD)	R	39,072.03
DEMAND CHARGE	23,928.00 R	69.40
SERVICE CHARGE	R	3,833.77

TOTAL CHARGES FOR BILLING PERIOD R 98,932.35

ACCOUNT SUMMARY FOR AUGUST 2024

BALANCE BROUGHT FORWARD	(Due Date 2024-08-22)	R	201,266.61
PAYMENT(S) RECEIVED	ACB Payment - 2024-07-23	R	-90,019.85
PAYMENT(S) RECEIVED	ACB Payment - 2024-08-19	R	-111,246.75
TOTAL CHARGES FOR BILLING PERIOD		R	98,932.35
VAT RAISED ON ITEMS AT 14%		R	0.00
VAT RAISED ON ITEMS AT 15%		R	14,839.86

ACCOUNT NO / REFERENCE NO	7044326000
NAME	BEAUFORT WEST LOCAL
FAX NUMBER	0234148105
0934	7044326000



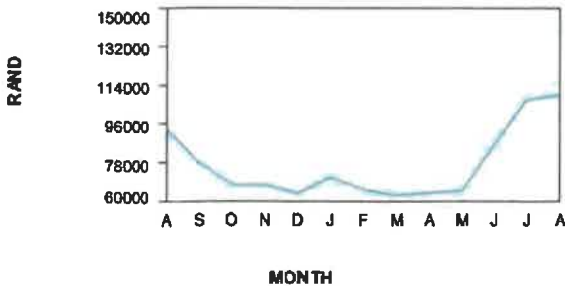
11341 7044326000

9207 2704 4326 0005

pay@

TOTAL AMOUNT DUE
113,772.20

ARREARS					CURRENT	TOTAL DUE R
>90 DAYS	61-90 DAYS	31-60 DAYS	16-30 DAYS			
0.00	0.00	0.01	0.00	113,772.21		113,772.22



PAYMENT ARRANGEMENT	
INSTALLMENT	0.00
ARREARS	0.00
DUE DATE	2024-09-28
AMOUNT PAD	

PAGE RUN NO	EE 117
BILL GROUP	
BILL PAGE	1 OF 2

LATE PAYMENT CHARGES WILL BE ADDED TO OVERDUE ACCOUNT

Date: 26/09/2024 Time: 11:54:29 AM

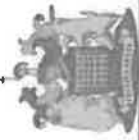
Profile name:	BEAUFORT WEST MUNICIPALITY
Batch reference number:	1884582164
Payment reference number:	000000004837307524
Payment date:	26/09/2024
Payment capture date:	26/09/2024
Payment authorise date and time:	26/09/2024 10:16:33 AM
From account name:	*BEAUFORT WEST MUNICIPALITY
From account description:	*BEAUFORT WEST MUNICIPALITY
From account statement description:	15/19881*ESKOM-70443
Beneficiary account number:	340167430
Beneficiary/ Recipient name:	ESKOM-7044326000
Beneficiary statement description:	7044326000
Branch code:	832005
Amount:	113,772.20
Real-time:	No

Additional comments by payer:

View your account to confirm that you have received this payment.

- All payments are subject to clearing rules.

Please refer to landing page for cut off times and telephone numbers.



Private Bag 582
Beaufort West
Beaufort West - 6870

Tel: 023 414 8100
Fax: 023 414 8105
Email: treasury@beaufortwestsimun.co.za
Website: www.beaufortwestsimun.co.za
VAT Reg:- 4000846388

Payment Instruction Detail

PAYMENT DETAILS		Status - Awaiting Payment Approval					
Payment Instruction Number	Payment Instruction Date	Payment Type	Transacction Type	Cashbook	Payment Due Date	Total Payment Amount	Outstanding Payment Amount
PI09/25/00037430/2024-2025	25/09/2024	Normal	Exp - Direct Payment EFT	Nedbank 2025	28/09/2024	R 85 564.11	R 85 564.11

VENDOR DETAILS

Vendor Name	Vendor Number	Bank	Account Number	Branch Code	Account Type	Payment Reference
ESKOM-524579356	SCM/2205	ABSA BANK LIMITED	340167430	632005	Cheque/Current Account	ESKOM-5245794356

INVOICE DETAILS

Invoice Number	Vendor/Creditor Invoice Number	Vendor Invoice Date	Goods/Service Description	Invoice Amount (excl. VAT)	VAT	Invoice Amount (Incl. VAT)	Reason for Late Payment
SPI2/9/00018585/2024-2025	INV524895639257	29/08/2024	Electricity Programme, Electricity Administration Project / ESKOM / elektries/5245794356	R 74 403.57	R 11 160.54	R 85 564.11	

Due Date: 28/09/2024



**MUNISIPALITEIT / MUNICIPALITY
BEAUFORT-WES/BEAUFORT WEST/BHOBHOFULO**
Kantoor van die Munisipale Bestuurder / Office of the Municipal Manager

MAGTIGING VIR BETALING (TOT R200 000.00)

Hiermee verleen ek **LUZUKO NQOTOLA** Direkteur Infrastruktuur,

goedkeuring vir die betaling van R

aan:

GOEDKEUR	<input checked="" type="checkbox"/>
NIE GOEDGEKEUR	<input type="checkbox"/>

L. NQOTOLA
DIREKTEUR: INFRASTRUKTUUR

AUTHORISATION FOR PAYMENT (UP TO R200 000.00)

I, **LUZUKO NQOTOLA** Director Infrastructure,

hereby approve the payment of R. 85 564,12

to Eskom account: 5245794356 - ST town, Nelspoort

APPROVED	<input type="checkbox"/>
DISAPPROVED	<input type="checkbox"/>



L. NQOTOLA
DIRECTOR: INFRASTRUCTURE



WESTERN REGION
PO BOX 377 BELVILLE 7535



ESKOM HOLDINGS SOC LTD REG NO 2002/015527/30
VAT REG NO 4740101508

CONTACT CENTRE: (0860) 037566
FAX NO: 0862 437 566
E-MAIL: customerservices@eskom.co.za
WEB: WWW.ESKOM.CO.ZA

TEL: 08600 37566
SMS:

CUSTOMER SELF SERVICE WEBSITE
<https://csonline.eskom.co.za>

BEAUFORT WEST LOCAL MUNICIPALITY
PRIVATE BAG X582
BEAUFORT WEST
6970

YOUR ACCOUNT NO	5245794356
SECURITY HELD	34700.01
BILLING DATE	2024-08-29
TAX INVOICE NO	524895639257
ACCOUNT MONTH	AUGUST 2024
CURRENT DUE DATE	2024-09-28
VAT REG NO	4000846388

WESTERN REGION
PO BOX 377 BELVILLE 7535

DIRECT DEPOSIT DETAIL	
BANK:	ABSA
BRANCH CODE:	334110
BANK ACC NO:	340167430

TAX INVOICE

E-MAIL: eskomaccounts@beaufortwestmun.co.za

ACCOUNT TRANSACTION SUMMARY

ADMINISTRATION CHARGE		R	1,776.92
DIST. NETWORK CAPACITY CHARGE		R	5,416.00
NETWORK DEMAND CHARGE (C/KWH) (ALL)		R	9,392.24
ANCILLARY SERVICE (ALL)		R	144.63
ENERGY CHARGE (STD)	17,638.00	R	28,801.09
DEMAND CHARGE	46.65	R	25,038.92
SERVICE CHARGE		R	3,833.77
TOTAL CHARGES FOR BILLING PERIOD		R	74,403.57

ACCOUNT SUMMARY FOR AUGUST 2024


BALANCE BROUGHT FORWARD	(Due Date 2024-08-22)	R	137,137.45
PAYMENT(S) RECEIVED	ACB Payment - 2024-07-23	R	-80,565.52
PAYMENT(S) RECEIVED	ACB Payment - 2024-08-19	R	-78,571.92
TOTAL CHARGES FOR BILLING PERIOD		R	74,403.57
VAT RAISED ON ITEMS AT 14%		R	0.00
VAT RAISED ON ITEMS AT 15%		R	11,160.54

ACCOUNT NO / REFERENCE NO
5245794356

NAME
BEAUFORT WEST LOCAL

FAX NUMBER
0234148105

0934 5245794356



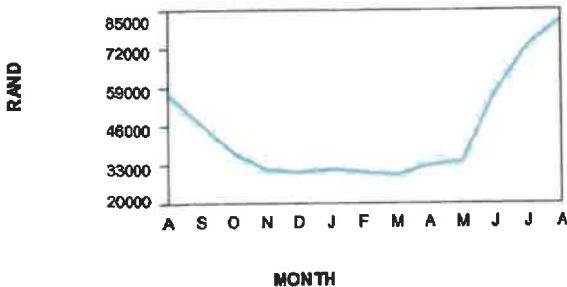
11341 5245794356

9207 2524 5794 3589

TOTAL AMOUNT DUE
85,564.10

ARREARS				
>90 DAYS	61-90 DAYS	31-90 DAYS	16-30 DAYS	CURRENT
0.00	0.00	0.01	0.00	85,564.11
TOTAL DUE R				85,564.12

PAYMENT ARRANGEMENT	
INSTALMENT	0.00
ARREARS	0.00
DUE DATE	2024-09-28
AMOUNT PAID	



PAGE RUN NO	EE 19
BILL GROUP	
BILL PAGE	1 OF 2

LATE PAYMENT CHARGES WILL BE ADDED TO OVERDUE ACCOUNT

Date: 26/09/2024 Time: 11:54:29 AM

Profile name:	BEAUFORT WEST MUNICIPALITY
Batch reference number:	1884582184
Payment reference number:	000000004837307525
Payment date:	26/09/2024
Payment capture date:	26/09/2024
Payment authorise date and time:	26/09/2024 10:16:33 AM
From account name:	*BEAUFORT WEST MUNICIPALITY
From account description:	*BEAUFORT WEST MUNICIPALITY
From account statement description:	15/19682*ESKOM-52457
Beneficiary account number:	340167430
Beneficiary/ Recipient name:	ESKOM-524579356
Beneficiary statement description:	5245794358
Branch code:	632005
Amount:	85,564.11
Real-time:	No

Additional comments by payer:

View your account to confirm that you have received this payment.

- All payments are subject to clearing rules.

Please refer to landing page for cut off times and telephone numbers.

12.7. The remedial actions necessary and / or undertaken to improve the municipality's monthly compliance in terms of the Debt relief Conditions.

No	Condition	Remedial actions / Comments
C 6.4	A funded MTREF	The municipality's budget is not funded in terms of Section 18 of the MFMA and has to use FRP assumptions. It should be noted that the only valid budget is a Council-approved budget, and the legitimate ORGB of Beaufort West Municipality is funded based on PT and NT (MFRS) endorsed assumptions believed to be credible and achievable.
C 6.6	Electricity and water as collection tools	The Municipality met the requirements for this condition except for the restriction and or interruption of water supply to defaulting consumers or property owner. Provincial Treasury did fund meters, but it should be noted that only 20% of the total water meters are pre-paid meters, with the balance being conventional credit meters or old token meters. The municipality does not have the capacity to restrict water, and cognisance should be taken of the risk due to political instability and the risk of increased water losses with mass illegal tampering. The only solution is Smart Pre-Paid Water Meters.
C 6.8	Completeness of the Revenue Base	The Beaufort West Municipality implemented a new valuation roll on the 1st of July 2024. The municipality at this point is still busy with a reconciliation between financial system and the new General Valuation Roll (GVR) to ensure that there is alignment between the two. The municipality will submit the property rates reconciliation tool as well as the remedial action or steps to be taken if any variances are identified between the financial system and the new General Valuation Roll (GVR).