

BEAUFORT WEST MUNICIPALITY



Monthly Budget Statement FOR THE MONTH ENDING NOVEMBER 2024

TABLE OF CONTENTS

PART 1 – IN-YEAR REPORT

1. Mayor’s Report	2
2. Resolutions	2 - 3
3. Executive Summary	4 - 6
4. In-year budget statement tables	7 - 13

PART 2 – SUPPORTING DOCUMENTATION

5. Debtors analysis	14
6. Creditors analysis	14
7. Investment portfolio analysis	15 - 16
8. Allocation and grant receipts and expenditure	17 - 19
9. Expenditure on councillor and board members allowances and employee benefits	20-21
10. Capital programme performance	22 - 29
11. Material variances to the SDBIP	30
12. Annexure A: Compliance with the conditions for Municipal Debt Relief.....	30
13. Municipal Manager’s quality certification.....	31

PART 1 – IN-YEAR REPORT

1. Mayor's Report

1.1 In-Year Report – Monthly Budget Statement

1.1.1 Implementation of the budget in accordance with the SDBIP

No comments for November 2024.

1.1.2 Financial problems or risks facing the municipality

The current financial position of the municipality remains under pressure. The Western Cape Provincial Government approved an intervention in Beaufort West Municipality in terms of section 139(5) of the Constitution. A mandatory Financial Recovery Plan (FRP) was approved and are now being implemented. Directors are urged to identify and promote effectiveness and efficiencies within their respective directorates and to keep their expenditure within the approved budget.

1.1.3 Other relevant information

This report contains the final audited figures relating to the 2023/24 financial year that was submitted to the Auditor General for audit purposes at the end of August 2024.

2. Resolutions

IN-YEAR REPORT 2024/2025

This is the report will be presented to Council at their next meeting:

RECOMMENDATION:

- a) That Council notes the monthly budget statement and any supporting documentation for November 2024;
- b) The non-compliance emanating from the municipality's debt relief self-assessment as well as the Provincial Treasury's independent assessment set-out in **Section 12 of Annexure A**;

- c) The remedial actions necessary and / or undertaken to improve the municipality's monthly compliance in terms of the Debt relief Conditions set-out in **Section 12.7 of Annexure A**;
and
- d) The balance of the bulk Eskom and water accounts and the municipality's reconciliation of these accounts as set-out in **Section 12.6 of Annexure A**.

3. Executive Summary

3.1 Introduction

Section 71 of the MFMA states that the Accounting Officer of a Municipality must by no later than 10 working days after the end of each month submit to the mayor of the Municipality and the relevant Provincial Treasury in the prescribe format on the state of the Municipality's budget.

This report presents the current state of the budget implementation and reasons for variances and possible action to be taken.

3.2 Consolidated performance

3.2.1 Against annual budget

Total Revenue

The total revenue (excluding capital transfers and contributions) year-to-date accrued amounted to R 161,208 million at the end of November 2024. This was R 46,887 million or 23% below the year-to-date budget of R 208,095 million at the end of November 2024. Other revenue items are expected to increase as the year progress. Another revenue item that affected the performance of November was the fines, penalties and forfeits that was R 23,302 million or 76% below the year-to-date target R 30,495 million. This relate specifically to traffic fines and the iGRAP 1 treatment thereof. The municipality is currently participating in the municipal debt relief programme of National Treasury. The 25,587 million other gains relate to the first third write-off over a three year period. The municipality is currently awaiting the outcome / approval of the first write-off. This also affected the year to date performance by R 10,661 million.

The transfers and subsidies - capital (monetary allocations) year-to-date amounted to R 15,009 million at the end of November 2024. This was R 4,104 million above the year-to-date target of R 10,905 million at the end of November 2024. The main reason for the overperformance is due to the accelerated capital expenditure relating to the Municipal Infrastructure Grant (MIG). Transfers and subsidies - capital are expected to further increase once the capital budget gains momentum during financial year.

Refer to Table C4 for more detail on revenue by source.

Operating expenditure by type

The year to date total operational expenditure at the end of November 2024 amounted to R 165,271 million. This was R 21,978 million or 12% below year-to-date budget projections for November 2024.

Expenditure such as depreciation and amortization as well as debt impairment are only accounted for on a quarterly basis. The over expenditure on other expenditure is due to internal departmental consumption changes amounting to R 9,324 million as well as annual expenditure invoices that was raised in July. Although year-to-date expenditure is lower than expected at the end of November, expenditure is expected to increase as the financial year progress. The variance in debt impairment relate to traffic fines and the treatment of traffic fines in terms of iGRAP 1.

Refer to Table C4 for further details on expenditure by type.

Capital expenditure

Council approved a capital budget amounting to R 25,575 million for the 2024/2025 financial year. The capital expenditure for the month of November 2024 amounted to R 1,054 million. The year to date capital expenditure amounted to R 15,283 or 60% of the approved budget at the end of November 2024. The main reason for the high year to date expenditure is due to the accelerated capital expenditure relating to the Municipal Infrastructure Grant (MIG) projects. The capital budget is mostly funded from national grant allocations and as a result the expenditure is driven by the timing when the funding are received by the municipality. With supply chain process that are currently under way, expenditure is expected to further increase as the year progress.

Refer to Table C5 and SC12 for more detail on capital expenditure.

Cash flows

The municipality started the month of November with a positive net cash position of R 430,835.43 and an investment balance of R 23,029,590.77 million. The net cash position at the end of November 2024 amounted to R 949,172.91 positive as per bank statement and the investment balance amounted to R 17,296,209.35.

Refer to Table C7 for more detail on cash flows.

3.3 Material variances from SDBIP

No comments for November 2024.

3.4 Remedial or corrective steps

- Revenue should be improved by fully implementing the adopted credit control and debt collection policies of the municipality as well as the revenue improvement initiatives outlined in the Financial Recovery Plan;
- Limit non-priority spending and implement stringent cost-containment measures;
- Reducing budget spent on cost of employment, specifically overtime and standby cost.

4. In-year budget statement tables

4.1 Monthly budget statements

4.1.1 Table C1 s71 Monthly Budget Statement Summary

WC053 Beaufort West - Table C1 Monthly Budget Statement Summary - M05 November									
Description	2023/24	Budget Year 2024/25							
	Audited Outcome	Original Budget	Adjusted Budget	Monthly actual	YearTD actual	YearTD budget	YTD variance	YTD variance %	Full Year Forecast
R thousands									
Financial Performance									
Property rates	46,614	55,152	-	4,744	21,806	22,980	(1,174)	-5%	55,152
Service charges	107,695	182,465	-	11,677	65,753	76,027	(10,275)	-14%	182,465
Investment revenue	2,684	2,221	-	42	948	925	23	2%	2,221
Transfers and subsidies - Operational	114,189	102,942	-	1,223	42,795	42,893	(97)	(0)	102,942
Other own revenue	134,252	156,649	-	6,513	29,906	65,270	(35,364)	-54%	-
Total Revenue (excluding capital transfers and contributions)	405,433	499,429	-	24,200	161,208	208,095	(46,887)	-23%	499,429
Employee costs	124,332	138,817	-	10,067	50,628	57,841	(7,213)	-12%	138,817
Remuneration of Councilors	6,018	7,133	-	528	2,655	2,972	(318)	-11%	7,133
Depreciation and amortisation	26,493	29,266	-	-	7,316	12,194	(4,878)	-40%	29,266
Interest	11,717	1,847	-	3	349	770	(421)	-55%	1,847
Inventory consumed and bulk purchases	107,283	130,821	-	8,399	48,097	54,509	(6,412)	-12%	130,821
Transfers and subsidies	-	-	-	-	-	-	-	-	-
Other expenditure	136,803	141,513	-	8,271	56,227	58,964	(2,737)	-5%	141,513
Total Expenditure	412,646	449,398	-	27,269	165,271	187,249	(21,978)	-12%	449,398
Surplus/(Deficit)	(7,214)	50,031	-	(3,069)	(4,063)	20,846	(24,909)	-119%	50,031
Transfers and subsidies - capital (monetary allocations)	15,945	26,171	-	1,212	15,009	10,905	4,104	38%	26,171
Transfers and subsidies - capital (In-kind)	285	-	-	-	-	-	-	-	-
Surplus/(Deficit) after capital transfers & contributions	9,017	76,202	-	(1,857)	10,945	31,751	(20,805)	-66%	76,202
Share of surplus/ (deficit) of associate	-	-	-	-	-	-	-	-	-
Surplus/ (Deficit) for the year	9,017	76,202	-	(1,857)	10,945	31,751	(20,805)	-66%	76,202
Capital expenditure & funds sources									
Capital expenditure	15,307	25,575	-	1,054	15,283	10,656	4,627	43%	25,575
Capital transfers recognised	14,117	22,757	-	1,054	13,051	9,482	3,569	38%	22,757
Borrowing	-	-	-	-	-	-	-	-	-
Internally generated funds	1,190	2,818	-	-	2,232	1,174	1,058	90%	2,818
Total sources of capital funds	15,307	25,575	-	1,054	15,283	10,656	4,627	43%	25,575
Financial position									
Total current assets	82,276	202,574	-	-	128,608	-	-	-	202,574
Total non current assets	452,613	452,782	-	-	461,843	-	-	-	452,782
Total current liabilities	137,020	148,918	-	-	172,789	-	-	-	148,918
Total non current liabilities	83,952	86,953	-	-	81,256	-	-	-	86,953
Community wealth/Equity	313,917	419,485	-	-	336,406	-	-	-	419,485
Cash flows									
Net cash from (used) operating	18,222	62,645	-	(8,862)	8,742	26,102	17,360	67%	62,645
Net cash from (used) investing	(16,016)	(25,575)	-	(1,182)	(15,356)	(10,656)	4,700	-44%	(25,575)
Net cash from (used) financing	(1,182)	(1,102)	-	16	77	(459)	(536)	117%	(1,102)
Cash/cash equivalents at the month/year end	15,883	55,906	-	(10,027)	9,346	34,925	25,579	73%	55,906
Debtors & creditors analysis									
	0-30 Days	31-60 Days	61-90 Days	91-120 Days	121-150 Dys	151-180 Dys	181 Dys-1 Yr	Over 1Yr	Total
Debtors Age Analysis									
Total By Income Source	22,691	5,153	5,140	4,467	3,573	4,589	3,481	168,940	218,034
Creditors Age Analysis									
Total Creditors	1,208	3,584	2,063	295	1,009	272	1,584	111,971	121,986

4.1.2 Table C2 Monthly Budget Statement - Financial Performance (standard classification)

This table reflects the operating budget (Financial Performance) in the standard classifications which are the Government Finance Statistics Functions and Sub-functions. These are used by National Treasury to assist the compilation of national and international accounts for comparison purposes, regardless of the unique organizational structures used by the different institutions.

The main functions are Governance and administration; Community and public safety; Economic and environmental services; and Trading services. It is for this reason that Financial Performance is reported in standard classification, Table C2, and by municipal vote, Table C3.

WC053 Beaufort West - Table C2 Monthly Budget Statement - Financial Performance (functional classification) - M05 November										
Description	Ref	2023/24			Budget Year 2024/25					
		Audited Outcome	Original Budget	Adjusted Budget	Monthly actual	YearTD actual	YearTD budget	YTD variance	YTD variance %	Full Year Forecast
R thousands	1									
Revenue - Functional										
<i>Governance and administration</i>		153,526	133,492	133,492	6,008	39,191	65,822	(16,431)	-30%	133,492
Executive and council		11,946	18,170	18,170	13	5,108	7,571	(2,463)	-33%	18,170
Finance and administration		141,580	115,323	115,323	5,994	34,083	48,051	(13,968)	-29%	115,323
Internal audit		-	-	-	-	-	-	-	-	-
<i>Community and public safety</i>		39,114	91,729	91,729	3,790	16,880	38,220	(22,340)	-58%	91,729
Community and social services		7,561	9,820	9,820	673	2,871	4,092	(1,221)	-30%	9,820
Sport and recreation		2,530	5,612	5,612	1,212	5,258	2,339	2,919	125%	5,612
Public safety		27,952	74,770	74,770	1,905	7,752	31,154	(23,402)	-75%	74,770
Housing		1,071	1,527	1,527	-	-	836	(636)	-100%	1,527
Health		-	-	-	-	-	-	-	-	-
<i>Economic and environmental services</i>		8,066	1,411	1,411	130	548	588	(40)	-7%	1,411
Planning and development		1,859	1,411	1,411	130	548	588	(40)	-7%	1,411
Road transport		6,207	-	-	-	-	-	-	-	-
Environmental protection		-	-	-	-	-	-	-	-	-
<i>Trading services</i>		220,957	298,968	298,968	15,485	120,598	124,870	(3,972)	-3%	298,968
Energy sources		126,585	162,852	162,852	10,327	64,230	67,855	(3,625)	-5%	162,852
Water management		36,921	54,182	54,182	1,961	18,706	22,576	(3,870)	-17%	54,182
Waste water management		32,556	43,353	43,353	1,966	16,565	18,064	(1,499)	-8%	43,353
Waste management		24,895	38,581	38,581	1,211	21,097	16,075	5,021	31%	38,581
<i>Other</i>	4	-	-	-	-	-	-	-	-	-
Total Revenue - Functional	2	421,683	625,600	625,600	26,412	178,217	219,000	(42,783)	-20%	625,600
Expenditure - Functional										
<i>Governance and administration</i>		140,140	108,415	108,415	10,911	67,113	45,173	11,940	26%	108,415
Executive and council		18,676	22,910	22,910	2,984	15,374	9,546	5,829	81%	22,910
Finance and administration		120,181	84,056	84,056	7,827	41,249	35,023	6,226	18%	84,056
Internal audit		1,302	1,449	1,449	101	489	604	(114)	-19%	1,449
<i>Community and public safety</i>		64,104	102,144	102,144	3,213	17,396	42,560	(25,165)	-59%	102,144
Community and social services		12,868	13,163	13,163	819	4,325	5,484	(1,160)	-21%	13,163
Sport and recreation		9,544	9,527	9,527	467	3,038	3,968	(932)	-23%	9,527
Public safety		39,567	76,519	76,519	1,819	9,489	31,883	(22,394)	-70%	76,519
Housing		2,124	2,936	2,936	107	544	1,223	(679)	-55%	2,936
Health		-	-	-	-	-	-	-	-	-
<i>Economic and environmental services</i>		29,994	31,656	31,656	1,786	10,410	13,190	(2,780)	-21%	31,656
Planning and development		11,787	9,850	9,850	559	3,405	4,104	(699)	-17%	9,850
Road transport		18,207	21,807	21,807	1,227	7,005	9,086	(2,081)	-23%	21,807
Environmental protection		-	-	-	-	-	-	-	-	-
<i>Trading services</i>		178,409	207,183	207,183	11,359	80,353	86,326	(5,973)	-7%	207,183
Energy sources		109,909	135,228	135,228	8,730	52,694	56,345	(3,651)	-6%	135,228
Water management		30,861	37,062	37,062	1,136	13,118	15,442	(2,324)	-15%	37,062
Waste water management		19,550	16,697	16,697	617	7,460	6,957	503	7%	16,697
Waste management		18,089	18,196	18,196	876	7,081	7,582	(501)	-7%	18,196
<i>Other</i>		-	-	-	-	-	-	-	-	-
Total Expenditure - Functional	3	412,648	449,398	449,398	27,269	165,271	187,249	(21,978)	-12%	449,398
Surplus/(Deficit) for the year		9,017	76,202	76,202	(1,857)	10,945	31,751	(20,805)	-66%	76,202

4.1.3 Table C3 Monthly Budget Statement - Financial Performance (revenue and expenditure by municipal vote)

The operating expenditure budget is approved by Council on the municipal vote level. The municipal votes reflect the organizational structure of the municipality which is made up of the following directorates: Municipal Manager; Corporate Services; Financial Services; Infrastructure Services and Community Services.

WC053 Beaufort West - Table C3 Monthly Budget Statement - Financial Performance (revenue and expenditure by municipal vote) - M05 November										
Vote Description	Ref	2023/24	Budget Year 2024/25							
		Audited Outcome	Original Budget	Adjusted Budget	Monthly actual	YearTD actual	YearTD budget	YTD variance	YTD variance %	Full Year Forecast
R thousands										
Revenue by Vote	1									
Vote 1 - MUNICIPAL MANAGER		8,725	9,073	9,073	9	3,751	3,781	(29)	-0.8%	9,073
Vote 2 - DIRECTORATE: INFRASTRUCTURE SERVICES		204,212	262,795	262,795	14,403	100,049	109,498	(9,449)	-8.6%	262,795
Vote 3 - DIRECTORATE: ELECTRO-TECHNICAL SERVICES		-	-	-	-	-	-	-	-	-
Vote 4 - DIRECTORATE: CORPORATE SERVICES		13,565	19,144	19,144	1,033	4,837	7,977	(3,140)	-39.4%	19,144
Vote 5 - DIRECTORATE: FINANCIAL SERVICES		127,205	102,362	102,362	5,626	28,712	42,651	(13,939)	-32.7%	102,362
Vote 6 - DIRECTORATE: COMMUNITY SERVICES		67,957	132,225	132,225	4,341	38,868	55,094	(16,226)	-29.5%	132,225
Vote 7 - COMMUNITY & SOCIAL SERVICES		-	-	-	-	-	-	-	-	-
Total Revenue by Vote	2	421,663	525,600	525,600	25,412	176,217	219,000	(42,783)	-19.5%	525,600
Expenditure by Vote	1									
Vote 1 - MUNICIPAL MANAGER		8,335	7,544	7,544	2,265	11,653	3,143	8,509	270.7%	7,544
Vote 2 - DIRECTORATE: INFRASTRUCTURE SERVICES		240,141	230,051	230,051	12,943	86,784	95,855	(9,070)	-9.5%	230,051
Vote 3 - DIRECTORATE: ELECTRO-TECHNICAL SERVICES		-	-	-	-	-	-	-	-	-
Vote 4 - DIRECTORATE: CORPORATE SERVICES		43,412	49,555	49,555	2,772	15,541	20,648	(5,107)	-24.7%	49,555
Vote 5 - DIRECTORATE: FINANCIAL SERVICES		43,091	48,007	48,007	5,707	28,791	20,003	8,788	43.9%	48,007
Vote 6 - DIRECTORATE: COMMUNITY SERVICES		77,666	114,241	114,241	3,582	22,503	47,601	(25,098)	-52.7%	114,241
Vote 7 - COMMUNITY & SOCIAL SERVICES		-	-	-	-	-	-	-	-	-
Total Expenditure by Vote	2	412,646	449,398	449,398	27,269	165,271	187,249	(21,978)	-11.7%	449,398
Surplus/ (Deficit) for the year	2	9,017	76,202	76,202	(1,857)	10,945	31,751	(20,805)	-65.5%	76,202

4.1.4 Table C4 Monthly Budget Statement - Financial Performance (revenue and expenditure)

WC053 Beaufort West - Table C4 Monthly Budget Statement - Financial Performance (revenue and expenditure) - M05 November										
Description	Ref	Budget Year 2024/25								
		2023/24 Audited Outcome	Original Budget	Adjusted Budget	Monthly actual	YearTD actual	YearTD budget	YTD variance	YTD variance %	Full Year Forecast
R thousands										
Revenue										
Exchange Revenue										
Service charges - Electricity		66 275	120 473	120 473	8 257	47 421	50 197	(2,776)	-6%	120 473
Service charges - Water		10 977	20 853	20 853	775	4 432	8 689	(4,257)	-49%	20 853
Service charges - Waste Water Management		19 654	24 740	24 740	1 713	8 961	10 309	(1,347)	-13%	24 740
Service charges - Waste management		10 788	16 399	16 399	932	4 939	6 833	(1,894)	-28%	16 399
Sale of Goods and Rendering of Services		675	942	942	38	226	393	(166)	-42%	942
Agency services		1 356	1 766	1 766	681	1 558	738	822	112%	1 766
Interest		-	-	-	-	-	-	-	-	-
Interest earned from Receivables		9 075	11 992	11 992	752	3 657	4 997	(1,339)	-27%	11 992
Interest from Current and Non Current Assets		2 684	2 221	2 221	42	948	925	23	2%	2 221
Dividends		-	-	-	-	-	-	-	-	-
Rent on Land		-	-	-	-	-	-	-	-	-
Rental from Fixed Assets		1 715	2 022	2 022	145	269	843	(574)	-68%	2 022
Licence and permits		219	316	316	22	92	132	(40)	-30%	316
Operational Revenue		2 437	1 351	1 351	257	882	563	319	57%	1 351
Non-Exchange Revenue										
Property rates		46 614	55 152	55 152	4 744	21 806	22 980	(1,174)	-5%	55 152
Surcharges and Taxes		-	-	-	-	-	-	-	-	-
Fines, penalties and forfeits		75 692	73 189	73 189	1 343	7 193	30 495	(23,302)	-76%	73 189
Licence and permits		170	203	203	16	80	85	(5)	-6%	203
Transfers and subsidies - Operational		114 189	102 942	102 942	1 223	42 795	42 893	(97)	0%	102 942
Interest		3 211	3 448	3 448	260	1 192	1 437	(245)	-17%	3 448
Fuel Levy		-	-	-	-	-	-	-	-	-
Operational Revenue		39 467	35 832	35 832	3 000	14 755	14 930	(174)	-1%	35 832
Gains on disposal of Assets		-	-	-	-	-	-	-	-	-
Other Gains		234	25 587	25 587	-	-	10 661	(10,661)	-100%	25 587
Discontinued Operations										
Total Revenue (excluding capital transfers and contributions)		405,433	499,429	499,429	24,200	161,208	208,095	(46,887)	-23%	499,429
Expenditure By Type										
Employee related costs		124,332	138,817	138,818	10,067	50,628	57,841	(7,213)	-12%	138,818
Remuneration of councillors		6 018	7 133	7 133	526	2 656	2 972	(318)	-11%	7 133
Bulk purchases - electricity		90 529	105,318	105,318	7 541	42,024	43,883	(1,858)	-4%	105,318
Inventory consumed		16 754	25 503	25 503	859	6 073	10 626	(4,554)	-43%	25,503
Debt impairment		23 055	75 382	75 382	-	19,278	31 409	(12,131)	-39%	75,382
Depreciation and amortisation		26 493	29 266	29 266	-	7 316	12 194	(4,878)	-40%	29,266
Interest		11 717	1 847	1 847	3	349	770	(421)	-55%	1 847
Contracted services		26 247	27 528	27 498	1 889	10 871	11 486	(595)	-5%	27,498
Transfers and subsidies		-	-	-	-	-	-	-	-	-
Irrecoverable debts written off		52 235	-	-	-	-	-	-	-	-
Operational costs		32 888	38 604	38 634	6 383	26 078	16 089	9 989	62%	38 634
Losses on Disposal of Assets		1 419	-	-	-	-	-	-	-	-
Other Losses		959	-	-	-	-	-	-	-	-
Total Expenditure		412,646	449,398	449,398	27,269	165,271	187,249	(21,978)	-12%	449,398
Surplus/(Deficit)										
Transfers and subsidies - capital (monetary allocations)		15,945	26 171	26 171	1 212	15 009	10 905	4 104	0	26 171
Transfers and subsidies - capital (in-kind)		285	-	-	-	-	-	-	-	-
Surplus/(Deficit) after capital transfers & contributions		9,017	76,202	76,202	(1,857)	10,945	31,751	(20,805)	(0)	76,202
Income Tax		-	-	-	-	-	-	-	-	-
Surplus/(Deficit) after Income tax		9,017	76,202	76,202	(1,857)	10,945	31,751	(20,805)	(0)	76,202
Share of Surplus/Deficit attributable to Joint Venture		-	-	-	-	-	-	-	-	-
Share of Surplus/Deficit attributable to Minorities		-	-	-	-	-	-	-	-	-
Surplus/(Deficit) attributable to municipality		9,017	76,202	76,202	(1,857)	10,945	31,751	(20,805)	(0)	76,202
Share of Surplus/Deficit attributable to Associate		-	-	-	-	-	-	-	-	-
Intercompany/Parent subsidiary transactions		-	-	-	-	-	-	-	-	-
Surplus/(Deficit) for the year		9,017	76,202	76,202	(1,857)	10,945	31,751	(20,805)	(0)	76,202

4.1.5 Table C5 Monthly Budget Statement - Capital Expenditure (municipal vote, standard classification and funding)

WC053 Beaufort West - Table C5 Monthly Budget Statement - Capital Expenditure (municipal vote, functional classification and funding) - M05 November										
Vote Description	Ref	2023/24	Budget Year 2024/25							
		Audited Outcome	Original Budget	Adjusted Budget	Monthly actual	YearTD actual	YearTD budget	YTD variance	YTD variance %	Full Year Forecast
R thousands	1									
Multi-Year expenditure appropriation	2									
Vote 1 - MUNICIPAL MANAGER		-	-	-	-	-	-	-	-	-
Vote 2 - DIRECTORATE: INFRASTRUCTURE SERVICES		5,867	6,480	6,480	-	82	2,700	(2,618)	-97%	6,480
Vote 3 - DIRECTORATE: ELECTRO-TECHNICAL SERVICES		-	-	-	-	-	-	-	-	-
Vote 4 - DIRECTORATE: CORPORATE SERVICES		-	-	-	-	-	-	-	-	-
Vote 5 - DIRECTORATE: FINANCIAL SERVICES		-	-	-	-	-	-	-	-	-
Vote 6 - DIRECTORATE: COMMUNITY SERVICES		6,663	4,666	4,666	1,054	4,572	1,944	2,628	135%	4,666
Vote 7 - COMMUNITY & SOCIAL SERVICES		-	-	-	-	-	-	-	-	-
Total Capital Multi-year expenditure	4,7	12,530	11,146	11,146	1,054	4,654	4,644	10	0%	11,146
Single Year expenditure appropriation	2									
Vote 1 - MUNICIPAL MANAGER		-	-	-	-	-	-	-	-	-
Vote 2 - DIRECTORATE: INFRASTRUCTURE SERVICES		1,694	2,174	2,174	-	-	906	(906)	-100%	2,174
Vote 3 - DIRECTORATE: ELECTRO-TECHNICAL SERVICES		-	-	-	-	-	-	-	-	-
Vote 4 - DIRECTORATE: CORPORATE SERVICES		710	1,804	1,804	-	-	752	(752)	-100%	1,804
Vote 5 - DIRECTORATE: FINANCIAL SERVICES		13	-	-	-	-	-	-	-	-
Vote 6 - DIRECTORATE: COMMUNITY SERVICES		361	10,451	10,451	-	10,629	4,355	6,274	144%	10,451
Vote 7 - COMMUNITY & SOCIAL SERVICES		-	-	-	-	-	-	-	-	-
Total Capital single-year expenditure	4	2,778	14,429	14,429	-	10,629	6,012	4,617	77%	14,429
Total Capital Expenditure		15,307	25,575	25,575	1,054	15,283	10,656	4,627	43%	25,575
Capital Expenditure - Functional Classification										
Governance and administration		985	500	500	-	-	208	(208)	-100%	500
Executive and council		-	-	-	-	-	-	-	-	-
Finance and administration		985	500	500	-	-	208	(208)	-100%	500
Internal audit		-	-	-	-	-	-	-	-	-
Community and public safety		2,473	5,971	5,971	1,054	4,572	2,488	2,084	84%	5,971
Community and social services		35	1,304	1,304	-	-	543	(543)	-100%	1,304
Sport and recreation		2,438	4,666	4,666	1,054	4,572	1,944	2,628	135%	4,666
Public safety		-	-	-	-	-	-	-	-	-
Housing		-	-	-	-	-	-	-	-	-
Health		-	-	-	-	-	-	-	-	-
Economic and environmental services		5,757	-	0	-	-	-	-	-	0
Planning and development		151	-	-	-	-	-	-	-	-
Road transport		5,606	-	0	-	-	-	-	-	0
Environmental protection		-	-	-	-	-	-	-	-	-
Trading services		6,092	19,104	19,105	-	10,711	7,960	2,751	35%	19,105
Energy sources		16	6,480	6,480	-	82	2,700	(2,618)	-97%	6,480
Water management		1,056	2,174	2,174	-	-	906	(906)	-100%	2,174
Waste water management		435	-	0	-	-	-	-	-	0
Waste management		4,586	10,451	10,451	-	10,629	4,355	6,274	144%	10,451
Other		-	-	-	-	-	-	-	-	-
Total Capital Expenditure - Functional Classification	3	15,307	25,575	25,575	1,054	15,283	10,656	4,627	43%	25,575
Funded by:										
National Government		12,116	19,279	19,279	1,054	13,051	8,033	5,018	62%	19,279
Provincial Government		1,753	3,478	3,478	-	-	1,449	(1,449)	-100%	3,478
District Municipality		-	-	-	-	-	-	-	-	-
Transfers and subsidies - capital (monetary allocations) (Nat/ Prov Deparim Agencies, Households, Non-profit Institutions, Private Enterprises, Public Corporations, Higher Educ Institutions)		248	-	0	-	-	-	-	-	0
Transfers recognised - capital		14,117	22,757	22,757	1,054	13,051	9,482	3,569	36%	22,757
Borrowing	6	-	-	-	-	-	-	-	-	-
Internally generated funds		1,190	2,818	2,818	-	2,232	1,174	1,058	90%	2,818
Total Capital Funding		15,307	25,575	25,575	1,054	15,283	10,656	4,627	43%	25,575

4.1.6 Table C6 Monthly Budget Statement - Financial Position

WC053 Beaufort West - Table C6 Monthly Budget Statement - Financial Position - M05 November						
Description	Ref	2023/24	Budget Year 2024/25			
		Audited Outcome	Original Budget	Adjusted Budget	YearTD actual	Full Year Forecast
R thousands	1					
ASSETS						
Current assets						
Cash and cash equivalents		18,170	55,906	–	20,775	55,906
Trade and other receivables from exchange transactions		20,382	14,932	–	15,275	14,932
Receivables from non-exchange transactions		28,696	62,436	–	28,635	62,436
Current portion of non-current receivables		2,754	1,154	–	1,599	1,154
Inventory		3,058	4,491	–	3,531	4,491
VAT		(1,128)	54,150	–	48,670	54,150
Other current assets		10,345	9,505	–	10,122	9,505
Total current assets		82,276	202,574	–	128,608	202,574
Non current assets						
Investments		(2,326)	–	–	(2,319)	–
Investment property		5,861	5,739	–	5,907	5,739
Property, plant and equipment		445,959	439,474	–	453,984	439,474
Biological assets		–	–	–	–	–
Living and non-living resources		–	–	–	–	–
Heritage assets		3,340	3,340	–	3,340	3,340
Intangible assets		1,362	1,705	–	1,360	1,705
Trade and other receivables from exchange transactions		(511)	2,030	–	(511)	2,030
Non-current receivables from non-exchange transactions		(1,071)	495	–	83	495
Other non-current assets		–	–	–	–	–
Total non current assets		452,613	452,782	–	461,843	452,782
TOTAL ASSETS		534,889	655,357	–	590,451	655,357
LIABILITIES						
Current liabilities						
Bank overdraft		–	–	–	–	–
Financial liabilities		1,181	1,084	–	1,181	1,084
Consumer deposits		2,682	2,490	–	2,727	2,490
Trade and other payables from exchange transactions		76,098	83,552	–	60,919	83,552
Trade and other payables from non-exchange transactions		44,887	1	–	49,360	1
Provision		18,632	15,136	–	14,399	15,136
VAT		(6,460)	46,655	–	44,202	46,655
Other current liabilities		–	–	–	–	–
Total current liabilities		137,020	148,918	–	172,789	148,918
Non current liabilities						
Financial liabilities		3,741	2,558	–	3,741	2,558
Provision		26,264	22,735	–	26,264	22,735
Long term portion of trade payables		25,167	36,085	–	22,470	36,085
Other non-current liabilities		28,780	25,575	–	28,780	25,575
Total non current liabilities		83,952	86,953	–	81,256	86,953
TOTAL LIABILITIES		220,973	235,872	–	254,046	235,872
NET ASSETS	2	313,917	419,485	–	336,406	419,485
COMMUNITY WEALTH/EQUITY						
Accumulated surplus/(deficit)		309,812	415,381	–	332,301	415,381
Reserves and funds		4,104	4,104	–	4,104	4,104
Other		–	–	–	–	–
TOTAL COMMUNITY WEALTH/EQUITY	2	313,917	419,485	–	336,406	419,485

4.1.7 Table C7 Monthly Budget Statement - Cash Flow

WC053 Beaufort West - Table C7 Monthly Budget Statement - Cash Flow - M05 November										
Description	Ref	2023/24	Budget Year 2024/25							
		Audited Outcome	Original Budget	Adjusted Budget	Monthly actual	YearTD actual	YearTD budget	YTD variance	YTD variance %	Full Year Forecast
R thousands										
CASH FLOW FROM OPERATING ACTIVITIES										
Receipts										
Property rates		60,489	52,741	-	3,124	15,666	21,975	(6,309)	-29%	52,741
Service charges		124,021	210,414	-	11,921	65,229	87,673	(22,444)	-26%	210,414
Other revenue		22,183	17,912	-	2,365	21,065	7,463	13,602	182%	17,912
Transfers and Subsidies - Operational		101,214	102,942	-	792	46,890	42,893	3,998	9%	102,942
Transfers and Subsidies - Capital		16,124	26,171	-	-	20,192	10,905	9,287	85%	26,171
Interest		14,970	2,221	-	42	281	925	(644)	-70%	2,221
Dividends		-	-	-	-	-	-	-	-	-
Payments										
Suppliers and employees		(315,325)	(347,909)	-	(27,104)	(160,453)	(144,962)	15,491	-11%	(347,909)
Interest		(1,796)	(1,847)	-	(2)	(128)	(770)	(641)	83%	(1,847)
Transfers and Subsidies		(3,659)	-	-	-	-	-	-	-	-
NET CASH FROM/(USED) OPERATING ACTIVITIES		18,222	62,645	-	(8,882)	8,742	26,102	17,360	67%	62,645
CASH FLOWS FROM INVESTING ACTIVITIES										
Receipts										
Proceeds on disposal of PPE		-	-	-	-	-	-	-	-	-
Decrease (increase) in non-current receivables		-	-	-	-	-	-	-	-	-
Decrease (increase) in non-current investments		-	-	-	-	-	-	-	-	-
Payments										
Capital assets		(16,016)	(25,575)	-	(1,182)	(15,356)	(10,656)	4,700	-44%	(25,575)
NET CASH FROM/(USED) INVESTING ACTIVITIES		(16,016)	(25,575)	-	(1,182)	(15,356)	(10,656)	4,700	-44%	(25,575)
CASH FLOWS FROM FINANCING ACTIVITIES										
Receipts										
Short term loans		-	-	-	-	-	-	-	-	-
Borrowing long term/refinancing		-	-	-	-	-	-	-	-	-
Increase (decrease) in consumer deposits		-	-	-	16	77	-	77	#DIV/0!	-
Payments										
Repayment of borrowing		(1,182)	(1,102)	-	-	-	(459)	(459)	100%	(1,102)
NET CASH FROM/(USED) FINANCING ACTIVITIES		(1,182)	(1,102)	-	16	77	(459)	(536)	117%	(1,102)
NET INCREASE/ (DECREASE) IN CASH HELD		1,023	35,968	-	(10,027)	(6,537)	14,987			35,968
Cash/cash equivalents at beginning:		14,860	19,938	-	-	15,883	19,938			19,938
Cash/cash equivalents at month/year end:		15,883	55,906	-	(10,027)	9,346	34,925			55,906

The table below indicate the bank statement and investment balances movement for November 2024.

Bank and Investment Balances Movement - November 2024							
	Opening Balance	Revenue	Expenditure	Investment Deposits	Interest Earned	Investment Withdrawals	Closing Balance
Nedbank Account	244,417.71	27,473,559.85	- 26,927,051.19	-	-	-	790,926.37
ABSA Account	186,417.72	2,999,729.56	- 3,027,900.74	-	-	-	158,246.54
Investment Balances	23,029,590.77	-	-	-	-	- 5,733,381.42	17,296,209.35
Balance	23,460,426.20	30,473,289.41	- 29,954,951.93	-	-	- 5,733,381.42	18,245,382.26

Table C7 includes the balance of the Cashbook and Current Investment Deposits.

PART 2 – SUPPORTING DOCUMENTATION

5. Debtors' analysis

5.1 Supporting Table SC3

Debtors' age analysis

WC053 Beaufort West - Supporting Table SC3 Monthly Budget Statement - aged debtors - M05 November												
Description	NT Code	Budget Year 2024/25									Total	Total over 90 days
		0-30 Days	31-60 Days	61-90 Days	91-120 Days	121-150 Dye	151-180 Dye	181 Dye-1 Yr	Over 1Yr			
Debtors Age Analysis By Income Source												
Trade and Other Receivables from Exchange Transactions - Water	1200	4,545	1,173	1,200	1,166	679	1,118	973	24,185	35,038	28,120	
Trade and Other Receivables from Exchange Transactions - Electricity	1300	7,010	774	651	262	515	172	166	4,198	13,748	5,313	
Receivables from Non-exchange Transactions - Property Rates	1400	5,883	1,358	1,365	1,305	820	977	745	39,223	51,478	43,071	
Receivables from Exchange Transactions - Waste Water Management	1500	3,200	1,035	1,091	981	889	1,406	858	39,095	48,555	43,229	
Receivables from Exchange Transactions - Waste Management	1600	1,748	807	658	587	566	812	565	24,261	29,802	26,791	
Receivables from Exchange Transactions - Property Rental Debtors	1700	3	1	1	1	1	1	1	54	64	58	
Interest on Arrear Debtor Accounts	1810	0	-	-	-	-	-	-	1,057	1,057	1,057	
Recoverable unauthorised, irregular, fruitless and wasteful expenditure	1820	-	-	-	-	-	-	-	-	-	-	
Other	1900	504	205	174	186	103	103	171	36,867	38,292	37,410	
Total By Income Source	2000	22,691	5,153	5,140	4,467	3,573	4,589	3,481	168,940	218,034	185,050	
2022/23 - totals only												
Debtors Age Analysis By Customer Group												
Organs of State	2200	2,976	535	466	217	234	185	131	9,134	13,888	9,901	
Commercial	2300	5,009	748	714	635	465	320	320	18,574	26,783	20,315	
Households	2400	14,347	3,620	3,907	3,538	2,831	4,007	2,932	139,098	174,290	152,406	
Other	2500	359	252	83	77	43	77	98	2,133	3,102	2,428	
Total By Customer Group	2600	22,691	5,153	5,140	4,467	3,573	4,589	3,481	168,940	218,034	185,050	

6. Creditors analysis

6.1 Supporting Table SC4

Creditors' age analysis

WC053 Beaufort West - Supporting Table SC4 Monthly Budget Statement - aged creditors - M05 November										
Description	NT Code	Budget Year 2024/25								
		0 - 30 Days	31 - 60 Days	61 - 90 Days	91 - 120 Days	121 - 150 Days	151 - 180 Days	181 Days - 1 Year	Over 1 Year	Total
Creditors Age Analysis By Customer Type										
Bulk Electricity	0100	342	154	-	-	-	-	1	75,076	75,574
Bulk Water	0200	-	-	-	-	-	-	-	10,439	10,439
PAYE deductions	0300	-	-	-	-	-	-	-	-	-
VAT (output less input)	0400	-	-	-	-	-	-	-	-	-
Pensions / Retirement deductions	0500	-	-	-	-	-	-	-	-	-
Loan repayments	0600	-	-	-	-	-	-	-	-	-
Trade Creditors	0700	747	257	294	4	893	159	1,224	16,090	19,667
Auditor General	0800	119	3,172	1,770	291	116	114	359	10,366	16,307
Other	0900	-	-	-	-	-	-	-	0	0
Medical Aid deductions		-	-	-	-	-	-	-	-	-
Total By Customer Type	1000	1,208	3,584	2,063	295	1,009	272	1,584	111,971	121,986

7. Investment portfolio analysis

7.1 Supporting Table SC5

WC053 Beaufort West - Supporting Table SC5 Monthly Budget Statement - investment portfolio - M05 November					
Investments by maturity Name of Institution & Investment ID	Opening balance	Interest to be realised	Partial / Premature Withdrawal (4)	Investment Top Up	Closing Balance
R thousands					
Municipality					
Standard Bank	2,651	-	-	-	2,651
ABSA Bank	18,134	-	(5,733)	-	12,401
Nedbank	921	-	-	-	921
Investec	1,323	-	-	-	1,323
					-
					-
Municipality sub-total	23,030	-	(5,733)	-	17,296
Entities					
					-
					-
Entities sub-total	-	-	-	-	-
TOTAL INVESTMENTS AND INTEREST	23,030	-	(5,733)	-	17,296

The total investment balance of the Municipality at the end of November 2024 amounted to R 17,296 million. The municipality made an investment withdrawal of R 5,733 million during the month of November 2024.

The investment withdrawal of R 5,733 million related to:

- Municipal Infrastructure Grant (MIG) – R 1,181,665.52;
- Local Government Financial Management Grant (FMG) – R 107,904;
- Cultural Affairs & Sport: Library Service - Replacement Funding for most vulnerable B3 Municipalities – R 497,804.57;
- Chemical Industries Education & Training Authority Grant – R 66,000;
- Central Karoo District Municipality Grant – R 8,333.33 and
- Own funds – R 3,871,674

Interest earned on investments are capitalized on a quarterly basis by the municipality.

During the 1st quarter (July to September) of the 2024/25 financial year the municipality earned interest of R 707,928.23.

Included in the balance of R 17,296,209.35 is the unspent conditional grants amounting to R 11,386,690.18 that are cash backed on investment.

8. Allocation and grant receipts and expenditure

8.1 Supporting Table SC6 – Grant receipts

WC053 Beaufort West - Supporting Table SC6 Monthly Budget Statement - transfers and grant receipts - M05 November										
Description	Ref	2023/24	Budget Year 2024/25							
		Audited Outcome	Original Budget	Adjusted Budget	Monthly actual	YearTD actual	YearTD budget	YTD variance	YTD variance %	Full Year Forecast
R thousands										
RECEIPTS:	1,2									
Operating Transfers and Grants										
National Government:		87,870	92,857	-	552	40,525	38,690	1,835	4.7%	92,857
Equitable share		83,574	88,849	-	-	37,020	37,020	(0)	0.0%	86,849
Municipal Infrastructure Grant (MIG)		739	782	-	-	646	326	321	98.3%	782
Local Government Financial Management Grant (FMG)		2,185	2,000	-	-	2,000	833	1,167	140.0%	2,000
Expanded Public Works Programme Integrated Grant (EPWPF)		1,372	1,226	-	552	869	511	348	68.2%	1,226
Other transfers and grants [insert description]										
Provincial Government:		10,815	9,413	-	-	5,533	3,922	1,611	41.1%	9,413
Provincial Treasury - Western Cape Financial Management Capacity Building Grant		-	600	-	-	600	250	350	140.0%	600
Provincial Treasury - Western Cape Municipal Financial Recovery Services Grant		1,000								
Department of Infrastructure - Title Deeds Restoration Grant		-	90	-	-	-	38	(38)	-100.0%	90
Department of Infrastructure - Human Settlements Development Grant (Beneficiaries)		1,071	1,437	-	-	-	599	(599)	-100.0%	1,437
Department Cultural Affairs & Sport- Replacement Funding for most vulnerable B3 Municipalities		7,118	7,060	-	-	4,707	2,942	1,765	60.0%	7,060
Department of Local Government - Community Development Workers (CDW) Operational Support Grant	4	226	226	-	-	226	94	132	140.0%	226
Department of Local Government - Western Cape Municipal Interventions Grant		800								
Department of Local Government - Municipal Energy Resilience Grant		600								
Other transfers and grants [insert description]										
District Municipality:		88	-	-	-	350	-	350	#DIV/0!	-
Central Karoo District Municipality		86	-	-	-	350	-	350	#DIV/0!	-
Other grant providers:		2,443	672	-	240	1,027	280	747	266.9%	672
Chemical Industries Education & Training Authority		2,128	672	-	240	1,020	280	740	264.4%	672
Local Government Sector Education and Training Authority		315				7		7	#DIV/0!	
Total Operating Transfers and Grants	5	101,214	102,942	-	792	47,438	42,893	4,543	10.6%	102,942
Capital Transfers and Grants										
National Government:		14,050	22,171	-	-	15,592	9,238	6,354	68.8%	22,171
Municipal Infrastructure Grant (MIG)		14,050	14,891	-	-	12,282	6,192	6,090	98.3%	14,861
Integrated National Electrification Programme (Municipal) Grant		-	7,310	-	-	3,310	3,046	264	8.7%	7,310
Other capital transfers [insert description]										
Provincial Government:		2,075	4,000	-	-	4,000	1,667	2,333	140.0%	4,000
Department Cultural Affairs & Sport-Community Library Services Grant		-	1,500	-	-	1,500	625	875	140.0%	1,500
Department of Local Government - Municipal Water Resilience Grant		-	2,500	-	-	2,500	1,042	1,458	140.0%	2,500
Department of Local Government - Western Cape Municipal Interventions Grant		835								
Department of Local Government - Municipal Water Resilience Grant		1,200								
Department Cultural Affairs & Sport- Replacement Funding for most vulnerable B3 Municipalities		40								
Other capital transfers [insert description]										
District Municipality:		-	-	-	-	-	-	-		-
Other capital transfers [insert description]										
Other grant providers:		-	-	-	-	-	-	-		-
Other capital transfers [insert description]										
Total Capital Transfers and Grants	5	16,124	26,171	-	-	19,592	10,905	8,687	79.7%	26,171
TOTAL RECEIPTS OF TRANSFERS & GRANTS	5	117,338	129,113	-	792	67,027	53,797	13,230	24.6%	129,113

8.2 Supporting Table SC7 (1) – Grant expenditure

WC053 Beaufort West - Supporting Table SC7(1) Monthly Budget Statement - transfers and grant expenditure - M05 November										
Description	Ref	2023/24		Budget Year 2024/25						Full Year Forecast
		Audited Outcome	Original Budget	Adjusted Budget	Monthly actual	YearTD actual	YearTD budget	YTD variance	YTD variance %	
R thousands										
EXPENDITURE										
Operating expenditure of Transfers and Grants										
National Government:		87,796	92,857	-	323	38,963	38,690	293	0.8%	92,857
Equitable share		83,574	88,849	-	-	37,020	37,020	(0)	0.0%	88,849
Municipal Infrastructure Grant (MIG)		728	782	-	78	336	326	11	3.2%	782
Local Government Financial Management Grant (FMG)		2,185	2,000	-	108	1,021	833	188	22.6%	2,000
Expanded Public Works Programme Integrated Grant (EPWP)		1,309	1,226	-	137	605	511	94	16.5%	1,226
Other transfers and grants [insert description]		-	-	-	-	-	-	-	-	-
Provincial Government:		9,619	9,413	-	527	3,156	3,922	(766)	-19.5%	9,413
Provincial Treasury - Western Cape Financial Management Capacity Building Grant		-	600	-	-	600	250	350	140.0%	600
Provincial Treasury : Western Cape Municipal Financial Recovery Services Grant		290	-	-	-	-	-	-	-	-
Department of Infrastructure - Title Deeds Restriction Grant		-	90	-	-	-	38	(38)	-100.0%	90
Department of Infrastructure - Human Settlements Development Grant (Beneficiaries)		1,071	1,437	-	-	-	599	(569)	-100.0%	1,437
Department Cultural Affairs & Sport- Replacement Funding for most vulnerable B3 Municipalities		6,743	7,060	-	518	2,491	2,942	(451)	-15.3%	7,060
Department of Local Government - Community Development Workers (CDW) Operational Support Grant		218	226	-	9	65	94	(29)	-31.2%	226
Department of Local Government : Western Cape Municipal Interventions Grant		787	-	-	-	-	-	-	-	-
Department of Local Government : Municipal Energy Resilience Grant		600	-	-	-	-	-	-	-	-
Other transfers and grants [insert description]		-	-	-	-	-	-	-	-	-
District Municipality:		76	-	-	8	33	-	33	#DIV/0!	-
Central Karoo District Municipality		76	-	-	8	33	-	33	#DIV/0!	-
Other grant providers:		2,577	672	-	360	619	280	339	121.1%	672
Chemical Industries Education & Training Authority		2,179	672	-	360	612	280	332	118.6%	672
Local Government Sector Education and Training Authority		315	-	-	-	7	-	7	#DIV/0!	-
Services SETA		83	-	-	-	-	-	-	-	-
Total operating expenditure of Transfers and Grants:		100,068	102,942	-	1,219	42,791	42,893	(101)	-0.2%	102,942
Capital expenditure of Transfers and Grants										
National Government:		13,929	22,171	-	1,212	15,009	9,238	5,771	62.9%	22,171
Municipal Infrastructure Grant (MIG)		13,928	14,861	-	1,212	14,014	6,192	8,722	140.9%	14,861
Integrated National Electrification Programme (Municipal) Grant		-	7,310	-	-	94	3,046	(2,951)	-96.9%	7,310
Other capital transfers [insert description]		-	-	-	-	-	-	-	-	-
Provincial Government:		2,018	4,000	-	-	-	1,867	(1,867)	-100.0%	4,000
Department Cultural Affairs & Sport-Community Library Services Grant		-	1,500	-	-	-	625	(825)	-100.0%	1,500
Department Cultural Affairs & Sport- Replacement Funding for most vulnerable B3 Municipalities		40	-	-	-	-	-	-	-	-
Department of Local Government - Municipal Water Resilience Grant		1,200	2,500	-	-	-	1,042	(1,042)	-100.0%	2,500
Department of Local Government : Western Cape Municipal Interventions Grant		777	-	-	-	-	-	-	-	-
Other capital transfers [insert description]		-	-	-	-	-	-	-	-	-
District Municipality:		-	-	-	-	-	-	-	-	-
Other capital transfers [insert description]		-	-	-	-	-	-	-	-	-
Other grant providers:		265	-	-	-	-	-	-	-	-
Services SETA		265	-	-	-	-	-	-	-	-
Total capital expenditure of Transfers and Grants		16,230	26,171	-	1,212	15,009	10,905	4,104	37.6%	26,171
TOTAL EXPENDITURE OF TRANSFERS AND GRANTS		116,299	129,113	-	2,431	57,800	53,797	4,003	7.4%	129,113

The table below provide a summary of the movements on the conditional grants from July to November 2024

Summary of Unspent Conditional Grants - July till December 2024	
Conditional Grants - Opening Balance 1 July 2024	2,354,143.00
Grants Received During July 2024	46,925,000.00
Less : Grant Expenditure During July 2024	- 38,599,223.72
Closing Balance - 31 July 2024	10,679,919.28
Grants Received During August 2024	13,597,012.00
Less : Grant Expenditure During August 2024	- 11,864,404.00
Closing Balance - 31 August 2024	12,412,527.28
Grants Received During September 2024	2,726,000.00
Less : Grant Expenditure During September 2024	- 1,897,078.40
Closing Balance - 30 September 2024	13,241,448.88
Grants Received During October 2024	2,987,200.00
Less : Grant Expenditure During October 2024	- 3,008,326.44
Closing Balance - 31 October 2024	13,220,322.44
Grants Received During November 2024	792,000.00
Less : Grant Expenditure During November 2024	- 2,430,762.85
Closing Balance - 30 November 2024	11,581,559.59
Repayment of Unspent MIG funds as at 30 June 2024	- 132,222.24
Repayment of Unspent EPWP funds as at 30 June 2024	- 62,647.17
Closing Balance - 30 November 2024	11,386,690.18

The unspent conditional grant balance at the end of November amounted to R 11,386,690.18.

All unspent conditional grants were cash backed and on investment as at the end of November 2024.

9. Expenditure on councillor and board members allowances and employee benefits

9.1 Supporting Table SC8

WC053 Beaufort West - Supporting Table SC8 Monthly Budget Statement - councillor and staff benefits - M05 November										
Summary of Employee and Councillor remuneration	Ref	Budget Year 2024/25								
		Audited Outcome	Original Budget	Adjusted Budget	Monthly actual	YearTD actual	YearTD budget	YTD variance	YTD variance %	Full Year Forecast
R thousands										
	1	A	B	C						D
Councillors (Political Office Bearers plus Other)										
Basic Salaries and Wages		5,206	6,158	6,158	466	2,339	2,566	(227)	-9%	6,158
Pension and UIF Contributions		99	182	182	-	-	76	(76)	-100%	182
Medical Aid Contributions		5	-	-	-	-	-	-	-	-
Motor Vehicle Allowance		136	155	155	11	57	65	(8)	-12%	155
Cellphone Allowance		525	586	586	47	238	244	(6)	-3%	586
Housing Allowances		-	-	-	-	-	-	-	-	-
Other benefits and allowances		48	52	52	4	21	22	(1)	-3%	52
Sub Total - Councillors		6,018	7,133	7,133	528	2,655	2,972	(318)	-11%	7,133
Senior Managers of the Municipality										
Basic Salaries and Wages	3	2,734	3,358	3,358	227	1,285	1,399	(114)	-8%	3,358
Pension and UIF Contributions		422	801	801	35	226	334	(108)	-32%	801
Medical Aid Contributions		184	390	390	14	115	163	(48)	-29%	390
Overtime		-	-	-	-	-	-	-	-	-
Performance Bonus		57	455	455	-	216	189	27	14%	455
Motor Vehicle Allowance		200	261	261	25	126	109	17	15%	261
Cellphone Allowance		63	72	72	5	29	30	(1)	-4%	72
Housing Allowances		-	-	-	-	-	-	-	-	-
Other benefits and allowances		71	0	0	5	32	0	32	17493%	0
Payments in lieu of leave		49	-	-	30	30	-	30	#DIV/0!	-
Long service awards		-	-	-	-	-	-	-	-	-
Post-retirement benefit obligations		-	-	-	-	-	-	-	-	-
Entertainment	2	-	-	-	-	-	-	-	-	-
Scarcity		249	330	330	21	122	138	(15)	-11%	330
Acting and post related allowance		83	-	0	-	-	0	(0)	-100%	0
In kind benefits		-	-	-	-	-	-	-	-	-
Sub Total - Senior Managers of Municipality		4,112	5,668	5,668	362	2,182	2,362	(180)	-8%	5,668
Other Municipal Staff										
Basic Salaries and Wages		80,237	95,736	95,736	7,111	35,196	39,890	(4,694)	-12%	95,736
Pension and UIF Contributions		13,789	16,583	16,583	1,211	5,900	6,909	(1,010)	-15%	16,583
Medical Aid Contributions		2,176	2,274	2,274	214	1,042	948	94	10%	2,274
Overtime		4,116	3,344	3,344	277	1,693	1,393	300	22%	3,344
Performance Bonus		5,973	6,902	6,902	-	54	2,876	(2,821)	-98%	6,902
Motor Vehicle Allowance		169	162	162	20	101	68	34	50%	162
Cellphone Allowance		148	160	160	12	60	67	(7)	-11%	160
Housing Allowances		405	420	420	36	174	175	(1)	-1%	420
Other benefits and allowances		5,326	5,055	5,055	512	2,356	2,106	250	12%	5,055
Payments in lieu of leave		1,068	-	0	-	213	0	213	3544467%	0
Long service awards		455	598	598	30	185	249	(64)	-26%	598
Post-retirement benefit obligations		4,191	1,630	1,630	118	602	679	(77)	-11%	1,630
Entertainment	2	-	-	-	-	-	-	-	-	-
Scarcity		-	-	-	-	-	-	-	-	-
Acting and post related allowance		2,166	285	285	164	969	119	750	631%	285
In kind benefits		-	-	-	-	-	-	-	-	-
Sub Total - Other Municipal Staff		120,220	133,150	133,150	9,705	48,446	55,479	(7,033)	-13%	133,150
TOTAL SALARY, ALLOWANCES & BENEFITS		130,350	145,950	145,950	10,595	53,282	60,813	(7,530)	-12%	145,950
TOTAL MANAGERS AND STAFF		124,332	138,817	138,818	10,067	50,628	57,841	(7,213)	-12%	138,818

The total overtime and standby budget for the 2024/25 financial year amounts to R 5,211,180. The year to date expenditure on these two items at the end of November 2024 amounted to R 2,722,844 or 52.3% of the total budget.

	Budget	Actual - Quarter 1 2024/2025	Actual - October 2024	Actual - November 2024	Year to date Total	% of the budget spent
Overtime	3,343,960	1,118,567	297,664	276,876	1,693,106	50.6%
Standby Allowances	1,867,220	649,763	216,069	163,906	1,029,737	55.1%
Total	5,211,180	1,768,329	513,733	440,781	2,722,844	52.3%

The overtime and standby expenditure needs to be closely managed and monitored during the financial to ensure that these costs remain within the budget allocated.

10. Capital programme performance

10.1 Supporting Table SC12

WC053 Beaufort West - Supporting Table SC12 Monthly Budget Statement - capital expenditure trend - M05 November									
Month	2023/24	Budget Year 2024/25							
	Audited Outcome	Original Budget	Adjusted Budget	Monthly actual	YearTD actual	YearTD budget	YTD variance	YTD variance %	% spend of Original Budget
R thousands									
Monthly expenditure performance trend									
July	1,407	2,131	–	789	789	2,131	1,342	63.0%	3%
August	1,407	2,131	–	11,244	12,033	4,263	(7,770)	-182.3%	47%
September	1,407	2,131	–	842	12,875	6,394	(6,481)	-101.4%	50%
October	1,407	2,131	–	1,354	14,229	8,525	(5,704)	-66.9%	56%
November	1,407	2,131	–	1,054	15,283	10,656	(4,627)	-43.4%	60%
December	1,407	2,131	–	–	–	12,788	–	–	–
January	1,407	2,131	–	–	–	14,919	–	–	–
February	1,407	2,131	–	–	–	17,050	–	–	–
March	1,407	2,131	–	–	–	19,181	–	–	–
April	1,407	2,131	–	–	–	21,313	–	–	–
May	1,407	2,131	–	–	–	23,444	–	–	–
June	1,407	2,131	–	–	–	25,575	–	–	–
Total Capital expenditure	16,889	25,575	–	15,283					

Council approved a capital budget amounting to R 25,575 million for the 2024/25 financial year. The 2024/25 capital budget is mainly funded by the national and provincial grant allocations. The capital expenditure programme is dependent on the timing of the transfers from national and provincial government. The total year-to-date capital expenditure at the end of November 2024 amounted to R 15,283 (excluding VAT) or 60% of the approved capital budget. Expenditure is expected to increase as the year progresses.

Chart C1 2024/25 Capital Expenditure Monthly Trend: actual v target

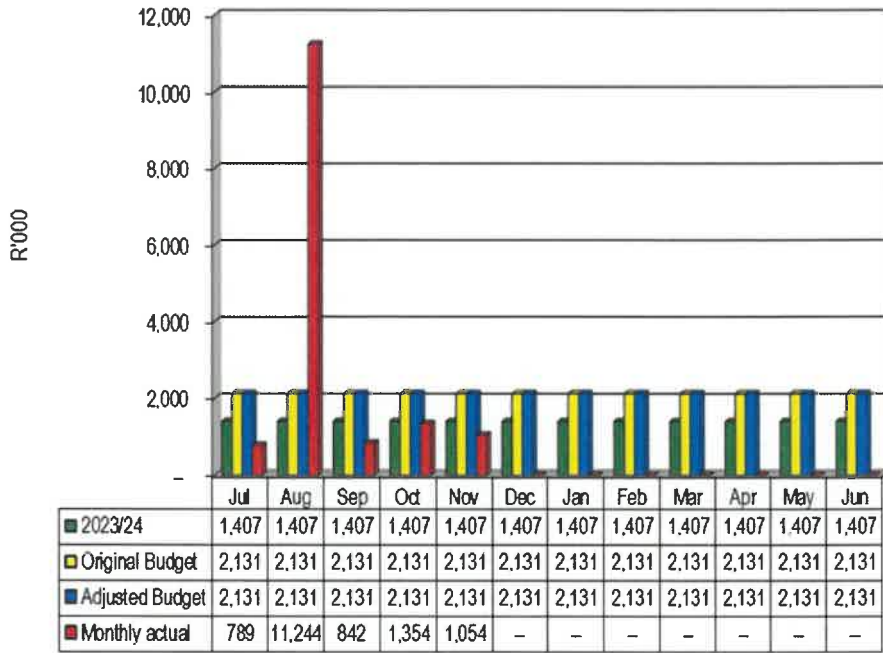
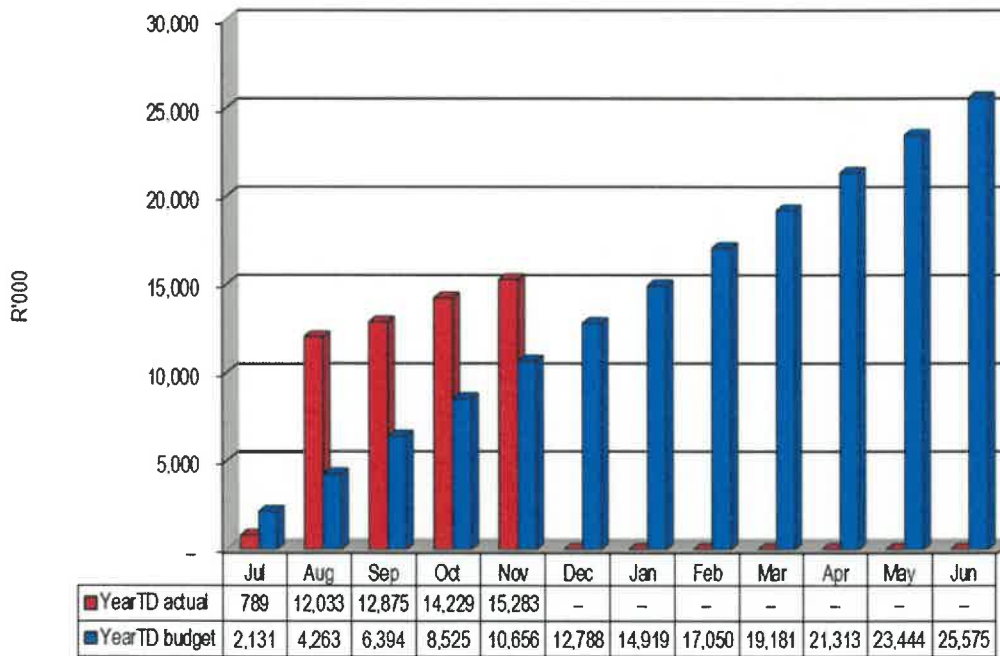


Chart C2 2024/25 Capital Expenditure: YTD actual v YTD target



10.2 Supporting Table SC13

10.2.1 Supporting Table SC13a

WC053 Beaufort West - Supporting Table SC13a Monthly Budget Statement - capital expenditure on new assets by asset class - M05 November										
Description	Ref	2023/24	Budget Year 2024/25							
		Audited Outcome	Original Budget	Adjusted Budget	Monthly actual	YearTD actual	YearTD budget	YTD variance	YTD variance %	Full Year Forecast
R thousands	1									
Capital expenditure on new assets by Asset Class/Sub-class										
Infrastructure		-	667	667	-	-	278	278	100.0%	667
Roads Infrastructure		-	-	-	-	-	-	-	-	-
Roads		-	-	-	-	-	-	-	-	-
Road Structures		-	-	-	-	-	-	-	-	-
Road Furniture		-	-	-	-	-	-	-	-	-
Capital Spares		-	-	-	-	-	-	-	-	-
Storm water Infrastructure		-	-	-	-	-	-	-	-	-
Drainage Collection		-	-	-	-	-	-	-	-	-
Storm water Conveyance		-	-	-	-	-	-	-	-	-
Attenuation		-	-	-	-	-	-	-	-	-
Electrical Infrastructure		-	667	667	-	-	278	278	100.0%	667
Power Plants		-	-	-	-	-	-	-	-	-
HV Substations		-	-	-	-	-	-	-	-	-
HV Switching Station		-	-	-	-	-	-	-	-	-
HV Transmission Conductors		-	-	-	-	-	-	-	-	-
MV Substations		-	-	-	-	-	-	-	-	-
MV Switching Stations		-	-	-	-	-	-	-	-	-
MV Networks		-	543	543	-	-	226	226	100.0%	543
LV Networks		-	123	123	-	-	51	51	100.0%	123
Capital Spares		-	-	-	-	-	-	-	-	-
Water Supply Infrastructure		-	-	-	-	-	-	-	-	-
Dams and Weirs		-	-	-	-	-	-	-	-	-
Boreholes		-	-	-	-	-	-	-	-	-
Reservoirs		-	-	-	-	-	-	-	-	-
Pump Stations		-	-	-	-	-	-	-	-	-
Water Treatment Works		-	-	-	-	-	-	-	-	-
Bulk Mains		-	-	-	-	-	-	-	-	-
Distribution		-	-	-	-	-	-	-	-	-
Distribution Points		-	-	-	-	-	-	-	-	-
PRV Stations		-	-	-	-	-	-	-	-	-
Capital Spares		-	-	-	-	-	-	-	-	-
Sanitation Infrastructure		-	-	-	-	-	-	-	-	-
Pump Station		-	-	-	-	-	-	-	-	-
Rebulation		-	-	-	-	-	-	-	-	-
Waste Water Treatment Works		-	-	-	-	-	-	-	-	-
Outfall Sowers		-	-	-	-	-	-	-	-	-
Toilet Facilities		-	-	-	-	-	-	-	-	-
Capital Spares		-	-	-	-	-	-	-	-	-
Solid Waste Infrastructure		-	-	-	-	-	-	-	-	-
Landfill Sites		-	-	-	-	-	-	-	-	-
Waste Transfer Stations		-	-	-	-	-	-	-	-	-
Waste Processing Facilities		-	-	-	-	-	-	-	-	-
Waste Drop-off Points		-	-	-	-	-	-	-	-	-
Waste Separation Facilities		-	-	-	-	-	-	-	-	-
Electricity Generation Facilities		-	-	-	-	-	-	-	-	-
Capital Spares		-	-	-	-	-	-	-	-	-
Rail Infrastructure		-	-	-	-	-	-	-	-	-
Rail Lines		-	-	-	-	-	-	-	-	-
Rail Structures		-	-	-	-	-	-	-	-	-
Rail Furniture		-	-	-	-	-	-	-	-	-
Drainage Collection		-	-	-	-	-	-	-	-	-
Storm water Conveyance		-	-	-	-	-	-	-	-	-
Attenuation		-	-	-	-	-	-	-	-	-
MV Substations		-	-	-	-	-	-	-	-	-
LV Networks		-	-	-	-	-	-	-	-	-
Capital Spares		-	-	-	-	-	-	-	-	-
Coastal Infrastructure		-	-	-	-	-	-	-	-	-
Sand Pumps		-	-	-	-	-	-	-	-	-
Piers		-	-	-	-	-	-	-	-	-
Revetments		-	-	-	-	-	-	-	-	-
Promenades		-	-	-	-	-	-	-	-	-
Capital Spares		-	-	-	-	-	-	-	-	-
Information and Communication Infrastructure		-	-	-	-	-	-	-	-	-
Data Centres		-	-	-	-	-	-	-	-	-
Core Layers		-	-	-	-	-	-	-	-	-
Distribution Layers		-	-	-	-	-	-	-	-	-
Capital Spares		-	-	-	-	-	-	-	-	-

WC053 Beaufort West - Supporting Table 8C13a Monthly Budget Statement - capital expenditure on new assets by asset class - M05 November										
Description	Ref	2023/24	Budget Year 2024/25				YTD variance	YTD variance %	Full Year Forecast	
		Audited Outcome	Original Budget	Adjusted Budget	Monthly actual	YearTD actual				YearTD budget
R thousands	1									
Capital expenditure on new assets by Asset Class/Sub-class										
Community Assets										
Community Facilities										
Halls										
Centres										
Crèches										
Child/Care Centres										
Fire/Ambulance Stations										
Testing Stations										
Museums										
Galleries										
Theatres										
Libraries										
Cemeteries/Crematoria										
Police										
Parks										
Public Open Space										
Nature Reserves										
Public Abolition Facilities										
Markets										
Stalls										
Abattoirs										
Airports										
Taxi Ranks/Bus Terminals										
Capital Spares										
Sport and Recreation Facilities										
Indoor Facilities										
Outdoor Facilities										
Capital Spares										
Heritage Assets										
Monuments										
Historic Buildings										
Works of Art										
Conservation Areas										
Other Heritage										
Investment properties										
Revenue Generating										
Improved Property										
Unimproved Property										
Non-revenue Generating										
Improved Property										
Unimproved Property										
Other assets										
Operational Buildings										
Municipal Offices										
Play/Recreation Points										
Building Plan Offices										
Workshops										
Yards										
Stores										
Laboratories										
Training Centres										
Manufacturing Plant										
Depots										
Capital Spares										
Housing										
Staff Housing										
Social Housing										
Capital Spares										
Biological or Cultivated Assets										
Biological or Cultivated Assets										
Intangible Assets										
Services		468								
Licences and Rights		406								
Water Rights										
Effluent Licences										
Solid Waste Licences										
Computer Software and Applications		426								
Load Settlement Software Applications										
Unspecified										
Computer Equipment										
Computer Equipment		268	600	600			208	208	100.0%	600
Computer Equipment		268	600	600			208	208	100.0%	600
Furniture and Office Equipment										
Furniture and Office Equipment		13								
Furniture and Office Equipment		13								
Machinery and Equipment										
Machinery and Equipment										
Machinery and Equipment										
Transport Assets										
Transport Assets		4,508	10,451	10,451		10,629	4,356	(6,274)	-144.1%	10,451
Transport Assets		4,508	10,451	10,451		10,629	4,356	(6,274)	-144.1%	10,451
Land										
Land										
Land										
Zoo's, Marine and Non-biological Animals										
Zoo's, Marine and Non-biological Animals										
Zoo's, Marine and Non-biological Animals										
Living resources										
Mature										
Polking and Protection										
Zoological plants and animals										
Immature										
Polking and Protection										
Zoological plants and animals										
Total Capital Expenditure on new assets	1	5,245	11,618	11,618		10,629	4,841	(6,788)	-119.6%	11,618

10.2.2 Supporting Table SC13b

WC053 Beaufort West - Supporting Table SC13b Monthly Budget Statement - capital expenditure on renewal of existing assets by asset class - M05 November										
Description	Ref	2023/24	Budget Year 2024/25							
		Audited Outcome	Original Budget	Adjusted Budget	Monthly actual	YearTD actual	YearTD budget	YTD variance	YTD variance %	Full Year Forecast
R thousands	1									
Capital expenditure on renewal of existing assets by Asset Class/Sub-class										
Infrastructure		6,662	-	-	-	-	-	-	-	-
Roads Infrastructure		5,606	-	-	-	-	-	-	-	-
Roads		5,606	-	-	-	-	-	-	-	-
Road Structures		-	-	-	-	-	-	-	-	-
Road Furniture		-	-	-	-	-	-	-	-	-
Capital Spares		-	-	-	-	-	-	-	-	-
Storm water Infrastructure		-	-	-	-	-	-	-	-	-
Drainage Collection		-	-	-	-	-	-	-	-	-
Storm water Conveyance		-	-	-	-	-	-	-	-	-
Attenuation		-	-	-	-	-	-	-	-	-
Electrical Infrastructure		-	-	-	-	-	-	-	-	-
Power Plants		-	-	-	-	-	-	-	-	-
HV Substations		-	-	-	-	-	-	-	-	-
HV Switching Station		-	-	-	-	-	-	-	-	-
HV Transmission Conductors		-	-	-	-	-	-	-	-	-
MV Substations		-	-	-	-	-	-	-	-	-
MV Switching Stations		-	-	-	-	-	-	-	-	-
MV Networks		-	-	-	-	-	-	-	-	-
LV Networks		-	-	-	-	-	-	-	-	-
Capital Spares		-	-	-	-	-	-	-	-	-
Water Supply Infrastructure		1,056	-	-	-	-	-	-	-	-
Dams and Weirs		-	-	-	-	-	-	-	-	-
Boreholes		1,056	-	-	-	-	-	-	-	-
Reservoirs		-	-	-	-	-	-	-	-	-
Pump Stations		-	-	-	-	-	-	-	-	-
Water Treatment Works		-	-	-	-	-	-	-	-	-
Bulk Mains		-	-	-	-	-	-	-	-	-
Distribution		-	-	-	-	-	-	-	-	-
Distribution Points		-	-	-	-	-	-	-	-	-
PRV Stations		-	-	-	-	-	-	-	-	-
Capital Spares		-	-	-	-	-	-	-	-	-
Sanitation Infrastructure		-	-	-	-	-	-	-	-	-
Pump Station		-	-	-	-	-	-	-	-	-
Retiulation		-	-	-	-	-	-	-	-	-
Waste Water Treatment Works		-	-	-	-	-	-	-	-	-
Outfall Sewers		-	-	-	-	-	-	-	-	-
Toilet Facilities		-	-	-	-	-	-	-	-	-
Capital Spares		-	-	-	-	-	-	-	-	-
Solid Waste Infrastructure		-	-	-	-	-	-	-	-	-
Landfill Sites		-	-	-	-	-	-	-	-	-
Waste Transfer Stations		-	-	-	-	-	-	-	-	-
Waste Processing Facilities		-	-	-	-	-	-	-	-	-
Waste Drop-off Points		-	-	-	-	-	-	-	-	-
Waste Separation Facilities		-	-	-	-	-	-	-	-	-
Electricity Generation Facilities		-	-	-	-	-	-	-	-	-
Capital Spares		-	-	-	-	-	-	-	-	-
Rail Infrastructure		-	-	-	-	-	-	-	-	-
Rail Lines		-	-	-	-	-	-	-	-	-
Rail Structures		-	-	-	-	-	-	-	-	-
Rail Furniture		-	-	-	-	-	-	-	-	-
Drainage Collection		-	-	-	-	-	-	-	-	-
Storm water Conveyance		-	-	-	-	-	-	-	-	-
Attenuation		-	-	-	-	-	-	-	-	-
MV Substations		-	-	-	-	-	-	-	-	-
LV Networks		-	-	-	-	-	-	-	-	-
Capital Spares		-	-	-	-	-	-	-	-	-
Coastal Infrastructure		-	-	-	-	-	-	-	-	-
Sand Pumps		-	-	-	-	-	-	-	-	-
Piers		-	-	-	-	-	-	-	-	-
Revetments		-	-	-	-	-	-	-	-	-
Promenades		-	-	-	-	-	-	-	-	-
Capital Spares		-	-	-	-	-	-	-	-	-
Information and Communication Infrastructure		-	-	-	-	-	-	-	-	-
Data Centres		-	-	-	-	-	-	-	-	-
Core Layers		-	-	-	-	-	-	-	-	-
Distribution Layers		-	-	-	-	-	-	-	-	-
Capital Spares		-	-	-	-	-	-	-	-	-

WC053 Beaufort West - Supporting Table SC13b Monthly Budget Statement - capital expenditure on renewal of existing assets by asset class - M05 November										
Description	Ref	2023/24	Budget Year 2024/25					YTD variance	YTD variance %	Full Year Forecast
		Actual Outcome	Original Budget	Adjusted Budget	Monthly actual	YearTD actual	YearTD budget			
R thousands	1									
Capital expenditure on renewal of existing assets by Asset Class/Sub-class										
Community Assets		824								
Community Facilities		248								
Halls										
Centres		248								
Crèches										
Clinics/Care Centres										
Fire/Ambulance Stations										
Trading Stations										
Museums										
Galleries										
Theatres										
Libraries										
Cemeteries/Crematoria										
Police										
Parks										
Public Open Space										
Nature Reserves										
Public Abkton Facilities										
Markets										
Stalls										
Abattoirs										
Airports										
Taxi Ranks/Bus Terminals										
Capital Spares										
Sport and Recreation Facilities		576								
Indoor Facilities										
Outdoor Facilities		576								
Capital Spares										
Heritage assets										
Monuments										
Historic Buildings										
Works of Art										
Conservation Areas										
Other Heritage										
Investment properties										
Revenue Generating										
Improved Property										
Unimproved Property										
Non-revenue Generating										
Improved Property										
Unimproved Property										
Other assets										
Operational Buildings										
Municipal Offices										
Pay/Enquiry Points										
Building Plan Offices										
Workshops										
Yards										
Stores										
Laboratories										
Training Centres										
Manufacturing Plant										
Depots										
Capital Spares										
Housing										
Staff Housing										
Social Housing										
Capital Spares										
Biological or Cultivated Assets										
Biological or Cultivated Assets										
Intangible Assets										
Servitudes										
Licences and Rights										
Water Rights										
Effluent Licenses										
Solid Waste Licenses										
Computer Software and Applications										
Local Settlement Software Applications										
Unspecified										
Computer Equipment										
Computer Equipment										
Furniture and Office Equipment										
Furniture and Office Equipment										
Machinery and Equipment										
Machinery and Equipment										
Transport Assets										
Transport Assets										
Land										
Land										
Zoo's, Marine and Non-biological Animals										
Zoo's, Marine and Non-biological Animals										
Living resources										
Nature										
<i>Polking and Protection</i>										
<i>Zoological plants and animals</i>										
Immature										
<i>Polking and Protection</i>										
<i>Zoological plants and animals</i>										
Total Capital Expenditure on renewal of existing assets	1	7,400								

10.2.3 Supporting Table SC13e

WC053 Beaufort West - Supporting Table SC13e Monthly Budget Statement - capital expenditure on upgrading of existing assets by asset class - M05 November										
Description	Ref	2023/24			Budget Year 2024/25					
		Audited Outcome	Original Budget	Adjusted Budget	Monthly actual	YearTD actual	YearTD budget	YTD variance	YTD variance %	Full Year Forecast
R thousands	1									
Capital expenditure on upgrading of existing assets by Asset Class/Sub-class										
Infrastructure		450	7,987	7,987	-	82	3,328	3,246	97.5%	7,987
Roads Infrastructure		-	-	-	-	-	-	-	-	-
Roads		-	-	-	-	-	-	-	-	-
Road Structures		-	-	-	-	-	-	-	-	-
Road Furniture		-	-	-	-	-	-	-	-	-
Capital Spares		-	-	-	-	-	-	-	-	-
Storm water Infrastructure		-	-	-	-	-	-	-	-	-
Drainage Collection		-	-	-	-	-	-	-	-	-
Storm water Conveyance		-	-	-	-	-	-	-	-	-
Attenuation		-	-	-	-	-	-	-	-	-
Electrical Infrastructure		16	5,813	5,813	-	82	2,422	2,340	96.6%	5,813
Power Plants		-	-	-	-	-	-	-	-	-
HV Substations		-	5,813	5,813	-	82	2,422	2,340	96.6%	5,813
HV Switching Stations		-	-	-	-	-	-	-	-	-
HV Transmission Conductors		-	-	-	-	-	-	-	-	-
MV Substations		-	-	-	-	-	-	-	-	-
MV Switching Stations		-	-	-	-	-	-	-	-	-
MV Networks		16	-	-	-	-	-	-	-	-
LV Networks		-	-	-	-	-	-	-	-	-
Capital Spares		-	-	-	-	-	-	-	-	-
Water Supply Infrastructure		-	2,174	2,174	-	-	906	906	100.0%	2,174
Dams and Weirs		-	-	-	-	-	-	-	-	-
Boreholes		-	1,217	1,217	-	-	507	507	100.0%	1,217
Reservoirs		-	-	-	-	-	-	-	-	-
Pump Stations		-	-	-	-	-	-	-	-	-
Water Treatment Works		-	-	-	-	-	-	-	-	-
Bulk Mains		-	-	-	-	-	-	-	-	-
Distribution		-	957	957	-	-	399	399	100.0%	957
Distribution Points		-	-	-	-	-	-	-	-	-
PRV Stations		-	-	-	-	-	-	-	-	-
Capital Spares		-	-	-	-	-	-	-	-	-
Sanitation Infrastructure		435	-	-	-	-	-	-	-	-
Pump Station		435	-	-	-	-	-	-	-	-
Reticulation		-	-	-	-	-	-	-	-	-
Waste Water Treatment Works		-	-	-	-	-	-	-	-	-
Outfall Sewers		-	-	-	-	-	-	-	-	-
Toilet Facilities		-	-	-	-	-	-	-	-	-
Capital Spares		-	-	-	-	-	-	-	-	-
Solid Waste Infrastructure		-	-	-	-	-	-	-	-	-
Landfill Sites		-	-	-	-	-	-	-	-	-
Waste Transfer Stations		-	-	-	-	-	-	-	-	-
Waste Processing Facilities		-	-	-	-	-	-	-	-	-
Waste Drop-off Points		-	-	-	-	-	-	-	-	-
Waste Separation Facilities		-	-	-	-	-	-	-	-	-
Electricity Generation Facilities		-	-	-	-	-	-	-	-	-
Capital Spares		-	-	-	-	-	-	-	-	-
Rail Infrastructure		-	-	-	-	-	-	-	-	-
Rail Lines		-	-	-	-	-	-	-	-	-
Rail Structures		-	-	-	-	-	-	-	-	-
Rail Furniture		-	-	-	-	-	-	-	-	-
Drainage Collection		-	-	-	-	-	-	-	-	-
Storm water Conveyance		-	-	-	-	-	-	-	-	-
Attenuation		-	-	-	-	-	-	-	-	-
MV Substations		-	-	-	-	-	-	-	-	-
LV Networks		-	-	-	-	-	-	-	-	-
Capital Spares		-	-	-	-	-	-	-	-	-
Coastal Infrastructure		-	-	-	-	-	-	-	-	-
Sand Pumps		-	-	-	-	-	-	-	-	-
Piers		-	-	-	-	-	-	-	-	-
Revolments		-	-	-	-	-	-	-	-	-
Promenades		-	-	-	-	-	-	-	-	-
Capital Spares		-	-	-	-	-	-	-	-	-
Information and Communication Infrastructure		-	-	-	-	-	-	-	-	-
Data Centres		-	-	-	-	-	-	-	-	-
Core Layers		-	-	-	-	-	-	-	-	-
Distribution Layers		-	-	-	-	-	-	-	-	-
Capital Spares		-	-	-	-	-	-	-	-	-

WC053 Beaufort West - Supporting Table SC13e Monthly Budget Statement - capital expenditure on upgrading of existing assets by asset class - M05 November										
Description	Ref	2023/24	Budget Year 2024/25					YTD variance	YTD variance %	Full Year Forecast
		Audited Outcome	Original Budget	Adjusted Budget	Monthly actual	YearTD actual	YearTD budget			
R thousands	1									
Capital expenditure on upgrading of existing assets by Asset Class/Sub-class										
Community Assets		1,002	5,971	0,971	1,054	4,672	2,488	(2,084)	-83.6%	5,971
Community Facilities		--	1,304	1,304	--	--	543	543	100.0%	1,304
Halls		--	--	--	--	--	--	--	--	--
Centres		--	--	--	--	--	--	--	--	--
Crèches		--	--	--	--	--	--	--	--	--
Child/Care Centres		--	--	--	--	--	--	--	--	--
Fire/Ambulance Stations		--	--	--	--	--	--	--	--	--
Testing Stations		--	--	--	--	--	--	--	--	--
Museums		--	--	--	--	--	--	--	--	--
Galleries		--	--	--	--	--	--	--	--	--
Theatres		--	--	--	--	--	--	--	--	--
Libraries		--	1,304	1,304	--	--	543	543	100.0%	1,304
Cemeteries/Crematoria		--	--	--	--	--	--	--	--	--
Police		--	--	--	--	--	--	--	--	--
Parks		--	--	--	--	--	--	--	--	--
Public Open Space		--	--	--	--	--	--	--	--	--
Nature Reserves		--	--	--	--	--	--	--	--	--
Public Abolition Facilities		--	--	--	--	--	--	--	--	--
Markets		--	--	--	--	--	--	--	--	--
Stalls		--	--	--	--	--	--	--	--	--
Abattoirs		--	--	--	--	--	--	--	--	--
Airports		--	--	--	--	--	--	--	--	--
Taxi Ranks/Bus Terminals		--	--	--	--	--	--	--	--	--
Capital Spares		--	--	--	--	--	--	--	--	--
Sport and Recreation Facilities		1,002	4,066	4,066	1,054	4,572	1,044	(2,628)	-136.1%	4,666
Indoor Facilities		--	--	--	--	--	--	--	--	--
Outdoor Facilities		1,002	4,066	4,066	1,054	4,572	1,044	(2,628)	-135.1%	4,666
Capital Spares		--	--	--	--	--	--	--	--	--
Heritage assets		--	--	--	--	--	--	--	--	--
Monuments		--	--	--	--	--	--	--	--	--
Historic Buildings		--	--	--	--	--	--	--	--	--
Works of Art		--	--	--	--	--	--	--	--	--
Conservation Areas		--	--	--	--	--	--	--	--	--
Other Heritage		--	--	--	--	--	--	--	--	--
Investment properties		--	--	--	--	--	--	--	--	--
Revenue Generating		--	--	--	--	--	--	--	--	--
Improved Property		--	--	--	--	--	--	--	--	--
Unimproved Property		--	--	--	--	--	--	--	--	--
Non-revenue Generating		--	--	--	--	--	--	--	--	--
Improved Property		--	--	--	--	--	--	--	--	--
Unimproved Property		--	--	--	--	--	--	--	--	--
Other assets		--	--	--	--	--	--	--	--	--
Operational Buildings		--	--	--	--	--	--	--	--	--
Municipal Offices		--	--	--	--	--	--	--	--	--
Pay/Equity Points		--	--	--	--	--	--	--	--	--
Building Plan Offices		--	--	--	--	--	--	--	--	--
Workshops		--	--	--	--	--	--	--	--	--
Yards		--	--	--	--	--	--	--	--	--
Stores		--	--	--	--	--	--	--	--	--
Laboratories		--	--	--	--	--	--	--	--	--
Training Centres		--	--	--	--	--	--	--	--	--
Manufacturing Plant		--	--	--	--	--	--	--	--	--
Depots		--	--	--	--	--	--	--	--	--
Capital Spares		--	--	--	--	--	--	--	--	--
Housing		--	--	--	--	--	--	--	--	--
Self Housing		--	--	--	--	--	--	--	--	--
Social Housing		--	--	--	--	--	--	--	--	--
Capital Spares		--	--	--	--	--	--	--	--	--
Biological or Cultivated Assets		--	--	--	--	--	--	--	--	--
Biological or Cultivated Assets		--	--	--	--	--	--	--	--	--
Intangible Assets		--	--	--	--	--	--	--	--	--
Services		--	--	--	--	--	--	--	--	--
Licences and Rights		--	--	--	--	--	--	--	--	--
Water Rights		--	--	--	--	--	--	--	--	--
Effluent Licenses		--	--	--	--	--	--	--	--	--
Solid Waste Licenses		--	--	--	--	--	--	--	--	--
Computer Software and Applications		--	--	--	--	--	--	--	--	--
Local Government Software Applications		--	--	--	--	--	--	--	--	--
Unspecified		--	--	--	--	--	--	--	--	--
Computer Equipment		--	--	--	--	--	--	--	--	--
Computer Equipment		--	--	--	--	--	--	--	--	--
Furniture and Office Equipment		--	--	--	--	--	--	--	--	--
Furniture and Office Equipment		--	--	--	--	--	--	--	--	--
Machinery and Equipment		144	--	--	--	--	--	--	--	--
Machinery and Equipment		144	--	--	--	--	--	--	--	--
Transport Assets		--	--	--	--	--	--	--	--	--
Transport Assets		--	--	--	--	--	--	--	--	--
Land		--	--	--	--	--	--	--	--	--
Land		--	--	--	--	--	--	--	--	--
Zoo's, Marine and Non-biological Animals		--	--	--	--	--	--	--	--	--
Zoo's, Marine and Non-biological Animals		--	--	--	--	--	--	--	--	--
Living resources		--	--	--	--	--	--	--	--	--
Mature		--	--	--	--	--	--	--	--	--
Polking and Protection		--	--	--	--	--	--	--	--	--
Zoological plants and animals		--	--	--	--	--	--	--	--	--
Immature		--	--	--	--	--	--	--	--	--
Polking and Protection		--	--	--	--	--	--	--	--	--
Zoological plants and animals		--	--	--	--	--	--	--	--	--
Total Capital Expenditure on upgrading of existing assets	1	2,487	13,958	13,958	1,054	4,694	6,816	1,162	20.0%	13,958

11. Material variances to the SDBIP

11.1 Over view

SDBIP reports are compiled on a quarterly basis at this time.

12. Annexure A: Compliance with the conditions for Municipal Debt Relief

12.1. MFMA Circular 124 – Municipal Compliance Self-Assessment;

12.2. Municipal Debt Relief Performance across the period of debt relief participation;

12.3. Provincial Treasury Debt Relief Compliance Assessment;

12.4. MFMA Circular 124 – Condition 6.6 (Electricity and Water as Collection Tools) and Condition 6.7 (Maintain a minimum average collection of property rates and service charges);

12.5. MFMA Circular 124 – Condition 6.8 (Completeness of the revenue base);

12.6. MFMA Circular 124 – Condition 6.3 and Condition 6.12; and

12.7. The remedial actions necessary and / or undertaken to improve the municipality's monthly compliance in terms of the Debt relief Conditions.

13. Municipal Manager's quality certification

I, **DE WELGEMOED** <derick@beaufortwestmun.co.za>, the Municipal Manager of Beaufort West Municipality, hereby certify that:-

- The monthly budget statement
- Quality report on the implementation of the budget and financial state affairs of the Municipality
- Mid-year budget and performance assessment

For the month of **November 2024** has been prepared in accordance with the Municipal Finance Management Act and Regulations made under the Act.

Information has been reviewed by the Acting CFO **R.A Eland**

Print name: **DE WELGEMOED**

Municipal Manager of Beaufort West Municipality: WC053

Signature:

Date: 13/12/2024

Annexure A

Section 12

Compliance with the conditions for Municipal Debt Relief

November 2024

**12.1 MFMA Circular 124 – Municipality Compliance Self-Assessment –
November 2024**



National Treasury
Municipal Debt Relief
MFMA Circular No. 124
Municipal Finance Management Act No. 56 of 2003

Province			
WC			
Code	District	Code Description	
WC053	Central Karoo	Beaufort West	

Municipal Details		Part A												Part B				Part C				Part D				Part E												Part F													
Month	Code Descr	C1	C2	C3	C4	C5	C6	C7	C8	C9	C10	C11	C12	C13	C14	C15	C16	C17	C18	C19	C20	C21	C22	C23	C24	C25	C26	C27	C28	C29	C30	C31	C32	C33	C34	C35	C36	C37	C38	C39	C40	C41	Score	Compliance Status							
1.July	Beaufort West WC053	Yes	Yes	No	Yes	Yes	No	No	Yes	Yes	Yes	Yes	Yes	Yes	Yes	Yes	Yes	No	Yes	N/A	N/A	N/A	No	Yes	No	No	Yes	Yes	Yes	Yes	Yes	Yes	Yes	Yes	Yes	Yes	Yes	Yes	Yes	Yes	Yes	Yes	Yes	Yes	85%	Non Compliance					
2.August	Beaufort West WC053	Yes	Yes	Yes	Yes	Yes	No	No	Yes	Yes	Yes	Yes	Yes	Yes	Yes	Yes	Yes	No	Yes	N/A	N/A	N/A	No	Yes	No	Yes	Yes	Yes	Yes	Yes	Yes	Yes	Yes	Yes	Yes	Yes	Yes	Yes	Yes	Yes	Yes	Yes	Yes	Yes	Yes	Yes	95%	Non Compliance			
3.September	Beaufort West WC053	Yes	Yes	No	Yes	Yes	Yes	No	Yes	Yes	Yes	Yes	Yes	Yes	Yes	Yes	Yes	No	Yes	N/A	N/A	N/A	No	Yes	No	Yes	Yes	Yes	Yes	Yes	Yes	Yes	Yes	Yes	Yes	Yes	Yes	Yes	Yes	Yes	Yes	Yes	Yes	Yes	Yes	Yes	Yes	95%	Non Compliance		
4.October	Beaufort West WC053	Yes	Yes	No	Yes	Yes	Yes	No	Yes	Yes	Yes	Yes	Yes	Yes	Yes	Yes	Yes	No	Yes	N/A	N/A	N/A	No	Yes	No	Yes	Yes	Yes	Yes	Yes	Yes	Yes	Yes	Yes	Yes	Yes	Yes	Yes	Yes	Yes	Yes	Yes	Yes	Yes	Yes	Yes	Yes	Yes	95%	Non Compliance	
5.November	Beaufort West WC053	Yes	Yes	Yes	Yes	Yes	Yes	No	Yes	Yes	Yes	Yes	Yes	Yes	Yes	Yes	Yes	No	Yes	N/A	N/A	N/A	No	Yes	No	Yes	Yes	Yes	Yes	Yes	Yes	Yes	Yes	Yes	Yes	Yes	Yes	Yes	Yes	Yes	Yes	Yes	Yes	Yes	Yes	Yes	Yes	Yes	0%	Non Compliance	
6.December	Beaufort West WC053	Yes	Yes	Yes	Yes	Yes	Yes	No	Yes	Yes	Yes	Yes	Yes	Yes	Yes	Yes	Yes	No	Yes	N/A	N/A	N/A	No	Yes	No	Yes	Yes	Yes	Yes	Yes	Yes	Yes	Yes	Yes	Yes	Yes	Yes	Yes	Yes	Yes	Yes	Yes	Yes	Yes	Yes	Yes	Yes	Yes	0%	Non Compliance	
7.January	Beaufort West WC053	Yes	Yes	Yes	Yes	Yes	Yes	No	Yes	Yes	Yes	Yes	Yes	Yes	Yes	Yes	Yes	No	Yes	N/A	N/A	N/A	No	Yes	No	Yes	Yes	Yes	Yes	Yes	Yes	Yes	Yes	Yes	Yes	Yes	Yes	Yes	Yes	Yes	Yes	Yes	Yes	Yes	Yes	Yes	Yes	Yes	0%	Non Compliance	
8.February	Beaufort West WC053	Yes	Yes	Yes	Yes	Yes	Yes	No	Yes	Yes	Yes	Yes	Yes	Yes	Yes	Yes	Yes	No	Yes	N/A	N/A	N/A	No	Yes	No	Yes	Yes	Yes	Yes	Yes	Yes	Yes	Yes	Yes	Yes	Yes	Yes	Yes	Yes	Yes	Yes	Yes	Yes	Yes	Yes	Yes	Yes	Yes	0%	Non Compliance	
9.March	Beaufort West WC053	Yes	Yes	No	Yes	Yes	Yes	No	Yes	Yes	Yes	Yes	Yes	Yes	Yes	Yes	Yes	No	Yes	N/A	N/A	N/A	No	Yes	No	Yes	Yes	Yes	Yes	Yes	Yes	Yes	Yes	Yes	Yes	Yes	Yes	Yes	Yes	Yes	Yes	Yes	Yes	Yes	Yes	Yes	Yes	Yes	Yes	0%	Non Compliance
10.April	Beaufort West WC053	Yes	Yes	No	Yes	Yes	Yes	No	Yes	Yes	Yes	Yes	Yes	Yes	Yes	Yes	Yes	No	Yes	N/A	N/A	N/A	No	Yes	No	Yes	Yes	Yes	Yes	Yes	Yes	Yes	Yes	Yes	Yes	Yes	Yes	Yes	Yes	Yes	Yes	Yes	Yes	Yes	Yes	Yes	Yes	Yes	Yes	0%	Non Compliance
11.May	Beaufort West WC053	Yes	Yes	Yes	Yes	Yes	Yes	No	Yes	Yes	Yes	Yes	Yes	Yes	Yes	Yes	Yes	No	Yes	N/A	N/A	N/A	No	Yes	No	Yes	Yes	Yes	Yes	Yes	Yes	Yes	Yes	Yes	Yes	Yes	Yes	Yes	Yes	Yes	Yes	Yes	Yes	Yes	Yes	Yes	Yes	Yes	Yes	0%	Non Compliance
12.June	Beaufort West WC053	Yes	Yes	Yes	Yes	Yes	Yes	No	Yes	Yes	Yes	Yes	Yes	Yes	Yes	Yes	Yes	No	Yes	N/A	N/A	N/A	No	Yes	No	Yes	Yes	Yes	Yes	Yes	Yes	Yes	Yes	Yes	Yes	Yes	Yes	Yes	Yes	Yes	Yes	Yes	Yes	Yes	Yes	Yes	Yes	Yes	Yes	0%	Non Compliance



Annexure A2 - Monthly

National Treasury
Municipal Debt Relief
 MFMA Circular No. 124
 Municipal Finance Management Act No. 56 of 2003

Municipality Self-Assessment

Certificate of Compliance: Municipal Debt Relief Conditions for Application

Period:

National Financial Year:

Demarcation Code of Municipality being assessed:

District:

Demarcation Description:

I, **Carol Coetzee**, hereby certify that the provincial treasury monitored the compliance against the conditions of Municipal Debt Relief as set-out in MFMA Circular No. 124 and that the Provincial Treasury is satisfied and certifies that the said municipality fully complies with the conditions as set-out in the table below:

Municipal Debt Relief Conditions (Monthly reporting)

Condition	6.3.4 - Maintaining the Eskom and bulk water current account -	Choose from drop down list
6.3.2	6.3.2 - Has the municipality paid its bulk water current account within 30 days of receiving the relevant invoice (this applies to all municipalities, including metros)? Note - refer condition 6.12.2	Yes
6.12.2	6.12.2 - Has the municipality submitted the supporting evidence of the bulk water current account payment to the National Treasury, the Water Board and/ or Water Trading Entity within 1 day of making any such payment (in PDF format) via the GoMuni Upload Portal (https://uploadportal.treasury.gov.za/)	Yes
6.12.2	6.12.2 - Does the amount of the bulk water current account payment as per the proof of payment reconcile to the amount recorded on the financial system as per the mSCOA data string and the section 41(2) MFMA statement of the Water Board and/ or Water Trading Entity?	Yes
6.3.1	6.3.1 - Has the municipality paid its Eskom bulk current account within 30 days of receiving the relevant invoice (this applies to all municipalities, including metros)? Note - current account in terms of municipal debt relief approval means the total Eskom charges for the billing period plus VAT plus any component that may be due in terms of a payment arrangement of "New arrears" (March 2023 and / or subsequent current accounts) up to the date of MT approval of the application.	Yes
6.3.2	6.3.2 - Has the municipality submitted the supporting evidence of the bulk Eskom current account payment to the National Treasury and Eskom within 1 day of making any such payment (in PDF format) via the GoMuni Upload Portal (https://uploadportal.treasury.gov.za/)	Yes
6.3.3	6.3.3 - Does the amount as per the proof of payment reconcile to the amount recorded on the financial system as per the mSCOA data string and the section 41(2) MFMA statement of Eskom?	Yes
6.3.4	6.3.4 - Does the amount as per the proof of payment reconcile to the amount recorded on the financial system as per the mSCOA data string and the section 41(2) MFMA statement of Eskom?	Yes
6.4	6.4 - Compliance with a funded MTREF - (choose from drop down list the MTREF assessed)	2024/25-Absent MTREF
6.4.1	6.4.1 - Is the municipality's MTREF funded and aligning to the National Treasury's Budget Funding Guidelines - (https://mfma.treasury.gov.za/Guidelines/Pages/Funding.aspx)	No
6.4.1	6.4.1 - Has the municipality budgeted for any operating surplus on the A1 Schedule (Table A4 - Budgeted Financial Performance) of the Municipal Budget- and Reporting Regulations?	Yes

Bulk water account payments was uploaded on GoMuni for November 2024. There will be a difference of R 514,821.90 between the receipts and withdrawals due to the fact that the invoice was raised in October but was part of Trade Payables and the payment occurred in November.

Bulk electricity account payments was uploaded on GoMuni for November 2024.

Notes/Comments

6.4.1	<p>- Has the municipality made adequate provision for debt impairment (considering the actual collection of revenue and property rates during the 12 months immediately preceding the tabling of the budget) on the A1 Schedule (Table A4 - Budgeted Financial Performance) of the Municipal Budget-and Reporting Regulations?</p> <p><i>Note: - For example, if the municipality during the preceding 12 months has managed to collect 90 per cent of its revenue (for property rates), the provision for debt impairment aligns with the budget collection target. Should a gap in respect of the 90% (90% - 100%) occur, the provision for debt impairment aligns with the budget collection target. Should a gap in respect of the 90% (90% - 100%) occur, the provision for debt impairment aligns with the budget collection target. Should a gap in respect of the 90% (90% - 100%) occur, the provision for debt impairment aligns with the budget collection target.</i></p>	Yes
6.4.1	<p>- Has the municipality made adequate provision for depreciation and asset impairment (considering its asset register and physical state of assets) on the A1 Schedule (Table A4 - Budgeted Financial Performance) of the Municipal Budget-and Reporting Regulations?</p> <p><i>Note: - If the municipality cannot meet the depreciation and asset impairment to balance the budget, and there is no real alternative between the provision for debt with the utility (which is not negotiable), the provision for debt must be reduced by the same amount.</i></p>	Yes
6.4.2	<p>- If the municipality's MTREF is not funded, has it tabled and adopted a credible Budget Funding Plan as part of the MTREF budget (refer item 6.3 of MFMA Budget Circular no. 122, 09 December 2022)?</p> <p><i>Note: - If the municipality has an FRP, a separate budget funding plan must be tabled. However, the MTREF must determine whether the existing FRP is sufficient to fund the MTREF. If not, the FRP must be amended.</i></p>	There is an FRP
6.4.2	<p>- If the municipality's MTREF is not funded and it has an FRP per the legislative framework, does the existing FRP incorporate a credible Budget Funding Plan (will the FRP give effect to a funded MTREF over the period of the FRP) - aligning with the principles of a budget funding plan as envisaged in item 9.3 of MFMA Budget Circular no. 122, 09 December 2022)?</p> <p><i>Note: - only if the municipality does not have an FRP may "NA" be selected from the dropdown list.</i></p>	Yes
6.4.2	<p>- Does the municipality's annual and monthly cashflow projections included on the A1 Schedule (Table A7 - Budgeted Cash Flows and Supporting Table SA 30 - Budgeted Monthly Cash Flows) of the Municipal Budget and Reporting Regulations aligns with and gives effect to the municipality's Budget Funding Plan strategy (or the FRP strategy) and related seasonal trends (for example higher winter Eskom tariffs, lower January collection rates, etc.?)</p>	Yes
6.5	<p>Cost reflective tariffs - (excluding metros) has the municipality included its completed tariff tool (refer MFMA Circular no. 98 and Item 5.2 of MFMA Budget Circular no. 122) as part of the municipality's annual tabled and adopted MTREF submissions with effect the tabling of the 2023/24 MTREF?</p>	Yes
6.6	<p>Electricity and water as collection tools - has the municipality, with effect from the tabling of the 2023/24 MTREF, demonstrated, through its by-laws and budget related policies that:</p>	
6.6.1	<p>- the municipality issues a consolidated monthly bill to all consumers/property owners in terms of which all partial payments received are allocated in the following order of priority: firstly, to property rates, thereafter to water, wastewater, refuse removal and lastly to electricity?</p>	Yes
6.6.2	<p>- the municipality disconnects electricity services and/or block the purchasing of pre-paid electricity of any defaulting consumer/property owner unless the defaulter already registered as an indigent consumer with the municipality?</p>	Yes
6.6.3	<p>- the municipality is restricting and/or interrupting the supply of water of any defaulting consumer/property owner unless the defaulter already registered as an indigent consumer with the municipality? <i>Note: In terms of this condition, the municipality must undertake such restriction/ interruption of water together with the municipal engineer(s) to ensure a minimum supply of waste water.</i></p>	No
6.6.4	<p>- if the defaulting consumer/property owner is registered as an indigent consumer with the municipality, is the monthly supply of electricity and water to that consumer/property owner physically restricted to the monthly national basic free electricity- and water limits of 50 kilowatt electricity and 6 kilolitres water, respectively?</p> <p><i>Note - the municipality's monthly MFMA s.71 statement must include as part of the narratives the indigent information in the required MT format.</i></p>	Yes
6.7	<p>Maintain a minimum average quarterly collection of property rates and services charges -</p>	
6.7.1	<p>- Has the municipality achieved a minimum of 80 per cent average quarterly collection of property rates and service charges with effect from 01 April 2023 and 85 per cent average quarterly collection with effect from 01 April 2024 during any quarter - demonstrated in the MFMA s.71 monthly and quarterly statement(s) and mSCOA data strings uploaded via the GoMuni Upload Portal?</p> <p><i>Note: - The Municipal Treasury and/or Provincial Treasury's quarterly budget submission requires the municipality to submit MTREF's related budget policies and by-laws demonstrating compliance with paragraph 6.6.</i></p>	Not yet end of quarter

81% was achieved as at end November 2024.


6.7.1	<p>Note: With respect to the scope and content of the collection, MFMA Section 70.1 is not yet implemented. Please refer to the relevant MFMA Circulars for the latest updates on the implementation of MFMA Section 70.1.</p> <p>- If the response in 6.7.1 is "No" and the municipality is unable to achieve the minimum average quarterly collection as per paragraph 6.7.1, has the municipality demonstrated to the satisfaction of National Treasury the following :</p> <ul style="list-style-type: none"> the underperformance directly relates to Eskom supplied areas where the municipality does not have electricity as a collection tool and that the average quarterly collection of the municipality (excluding Eskom supplied areas) equals the required quarterly average collection set-out in paragraph 6.7.1; the municipality for technical engineering reasons is unable to physically restrict and/or limit the supply of water in the Eskom supplied area(s)? the municipality before 01 February 2024 attempted to enter into a service delivery agreement with Eskom for purposes of municipal revenue collection in the Eskom supplied area(s) as envisaged in sections 76 to 78 of the Municipal Systems Act, 2000 and that such failed and the reason(s) for the failure? <p>- The municipality has progressively installed smart pre-paid meters in the municipality supplied areas to improve its collection and only then, on an individual case-by-case basis, considered writing off the debt of its customers, within its normal credit control process?</p>	<p>not yet the end of a quarter</p> <p>not yet the end of a quarter</p> <p>not yet the end of a quarter</p> <p>No</p> <p>Yes</p> <p>Yes</p>
6.7.2		
6.7.2.1		
6.7.2.2		
6.7.2.3		
6.7.3		
6.7.4		
6.7.5		
6.8		
6.8.1	<p>Municipality's Completeness of the revenue base –</p> <p>- Has the municipality demonstrated through the National Treasury property rates reconciliation tool that the municipality's billing system perfectly aligns to its Council approved General Valuation Roll (GVR) and/ or any subsequent supplementary GVR compiled by the registered municipal valuer?</p> <p>- If the response in 6.8.1 is "No", has the municipality demonstrated the steps taken to correct the variances identified?</p> <p>Note – monthly progress against the action plan to address variances to be included as part of the municipality's debt relief compliance reporting in the MFMA 6.7.1 statement</p>	<p>Yes</p> <p>Yes</p> <p>Yes</p>
6.8.2	<p>- For the latest ending Quarter - Has the municipality submitted its completed billing system, GVR and/or interim GVR reconciliations required in terms of paragraph 6.8.1 to the National Treasury quarterly (refer MFMA Circulars no. 93, 98, 107 and 108) to the upload portal on https://uploadportal.treasury.gov.za?</p>	<p>Yes</p>
6.9	<p>Monitor and report on implementation –</p>	
6.9.1	<p>- MFMA section 71 reporting – has the municipal council and senior management team instituted processes to monitor and enforce accountability for the implementation of the municipality's funded budget and Budget Funding Plan where relevant?</p>	<p>Yes</p>
6.9.2	<p>- If progress is slow in terms of paragraph 6.9.1, is the active intervention evident from the narratives supporting the municipality's monthly MFMA section 71 reporting and recorded on the financial system as per the mSCOA data string?</p> <p>Note – condition 6.9.2 has a typing error and must refer to 6.9.1.</p>	<p>Yes</p>
6.9.3	<p>- Municipalities with financial recovery plans (FRP) – if the municipality has a FRP as envisaged in the prevailing local government legislative framework, is the municipality reporting monthly its progress in implementing its FRP to the Provincial Executive?</p>	<p>Yes</p>
6.9.4	<p>- If the municipality has an FRP, with effect from 01 April 2023, parallel to submitting its monthly FRP progress report to the Provincial Executive, has the municipality also submitted the FRP progress report to the National Treasury: Municipal Financial Recovery Service (MFRS) timeously via the GoMuni Upload Portal https://uploadportal.treasury.gov.za?</p>	<p>Yes</p>
6.10	<p>Note: In accordance with the MFMA, the Municipality must report on the progress of the FRP progress report and submit it to the Provincial Treasury. Note: Provincial Treasury verification of municipal compliance – in terms of section 74 of the MFMA, with effect from 01 April 2023, is the stated municipality must report to the Municipal Debt Relief, Lesotho.</p>	
6.10.1	<p>- has the relevant Provincial Treasury (delegated) / National Treasury (non-delegated) monthly monitored the municipality's compliance in terms of these conditions?</p>	<p>Yes</p>

34	6.10.2	- has the Head of the relevant Provincial Treasury (delegated) monthly certified the municipality's compliance to these conditions, to the National Treasury's satisfaction as envisaged in the conditions for provincial treasuries (refer paragraph 4.1.1 to 4.1.5 of MFMA Circular no. 124) and timeously uploaded the compliance certificate via the GoMuni Upload Portal https://ngubadportal.treasury.gov.za? <i>Note - In the case of a non-delegated municipality the National Treasury to issue the compliance certificate.</i>	Yes
35	6.10.3	- has the Provincial Treasury failed to rectify any provincial treasury non-compliance with any of the conditions for provincial treasuries (refer paragraph 4.1.1 to 4.1.6 of MFMA Circular no. 124) within one month of the non-compliance occurring?	No
36	6.11	<i>Note - If the MFMA is satisfied that the municipality is in compliance with the conditions for provincial treasuries as set out in paragraph 4.1.1.</i> Limitation on municipality borrowing powers - has the municipality borrowed since its initial or any subsequent benefit in terms of this municipal debt support programme?	No
37	6.12	<i>Note - This is a preliminary assessment for the purpose of the MFMA's compliance with the conditions for provincial treasuries as set out in paragraph 4.1.1. It is not a final assessment and the municipality may be required to provide further information to the MFMA to confirm its compliance. The MFMA will issue a final assessment after the completion of its audit of the municipality's accounts for the year ending 31 March 2023. The MFMA will also issue a final assessment after the completion of its audit of the municipality's accounts for the year ending 31 March 2023. The MFMA will also issue a final assessment after the completion of its audit of the municipality's accounts for the year ending 31 March 2023.</i> For the duration of the Municipal Debt Relief (to ensure proper management of resources):	
38	6.12.1	- has the municipality apportioned and ring-fenced in a sub-account to its primary bank account - (a) all electricity, water and sanitation revenue the municipality collects in any month; and (b) the component of the Local Government Equitable Share (LGES) the municipality earmarked to provide free basic electricity, water and sanitation?	Yes
39	6.12.2	- has the municipality during the month first applied the revenue in the sub-account (required per paragraph 6.12.1) to pay its current Eskom account and then secondly its bulk water current account before it applied the revenue in the sub-account for any other purpose?	Yes
40	6.13	<i>Note - Only if evidence in the audit's 1016 annexures, will it request for more in the statement of financial position to support the revenue quality from 6.12.1 & 6.12.2.</i> Supporting evidence: Has the municipality submitted a copy of the monthly bank statement of its ring-fenced bank account to the National Treasury and provincial treasury aligning to its MFMA 5.71 statement collected revenue..... Accounting Treatment - has the municipality fully accounted for and correctly reported on the write-off of its Eskom arrears debt (debt existing as on 31 March 2023) as per any written instruction of the National Treasury, Office of the Accountant General issued for Municipal Debt Relief to date? <i>Note - to include accounting for any related benefits (e.g. interest suppression, etc.) and alignment with MSCOA.</i>	Yes
41	6.14	MERSA License - has the municipality during the month failed to comply with any condition of the Municipal Debt Relief?	No

PT: HOD/ NT / MM Name:

Mr D.E. Welgemoed

Signature of HOD/ NT/ MM:



Date:

12/12/2024

*** Note - If the official is signing on behalf of the Head of the Provincial Treasury (HOD) / Municipal Manager, the written procurement of the HOD / MM must be attached as an Annexure to the Certificate of Compliance.*

12.2 Municipal Debt Relief Performance across the period of debt relief participation

2023/24 Financial Year



National Treasury

Municipal Debt Relief

MFMA Circular No. 124

Municipal Finance Management Act No. 56 of 2003

Province

WC

District

Central Karoo

Code

WC053

Sub-Description

Beaufort West

Monthly Performance Report

Municipal Details		Part A										Part B				Part C				Part D				Part E				Part F																										
Month	Code Descr	C1	C2	C3	C4	C5	C6	C7	C8	C9	C10	C11	C12	C13	C14	C15	C16	C17	C18	C19	C20	C21	C22	C23	C24	C25	C26	C27	C28	C29	C30	C31	C32	C33	C34	C35	C36	C37	C38	C39	C40	C41	Score	Compliance Status										
1.July	Beaufort West	Yes	Yes	No	Yes	No	No	No	Yes	Yes	Yes	Yes	Yes	Yes	Yes	Yes	Yes	No	Yes	Yes	Yes	Yes	Yes	Yes	Yes	Yes	Yes	Yes	Yes	Yes	Yes	Yes	Yes	Yes	Yes	Yes	Yes	Yes	Yes	Yes	Yes	Yes	Yes	69%	Non-Compliance									
2.August	Beaufort West	Yes	Yes	Yes	Yes	Yes	No	No	Yes	Yes	Yes	Yes	Yes	Yes	Yes	Yes	Yes	No	Yes	Yes	Yes	Yes	Yes	Yes	Yes	Yes	Yes	Yes	Yes	Yes	Yes	Yes	Yes	Yes	Yes	Yes	Yes	Yes	Yes	Yes	Yes	Yes	Yes	Yes	Yes	Yes	76%	Non-Compliance						
3.September	Beaufort West	Yes	Yes	No	Yes	Yes	No	No	Yes	Yes	Yes	Yes	Yes	Yes	Yes	Yes	Yes	No	Yes	Yes	Yes	Yes	Yes	Yes	Yes	Yes	Yes	Yes	Yes	Yes	Yes	Yes	Yes	Yes	Yes	Yes	Yes	Yes	Yes	Yes	Yes	Yes	Yes	Yes	Yes	Yes	Yes	78%	Non-Compliance					
4.October	Beaufort West	Yes	Yes	No	Yes	Yes	No	No	Yes	Yes	Yes	Yes	Yes	Yes	Yes	Yes	Yes	No	Yes	Yes	Yes	Yes	Yes	Yes	Yes	Yes	Yes	Yes	Yes	Yes	Yes	Yes	Yes	Yes	Yes	Yes	Yes	Yes	Yes	Yes	Yes	Yes	Yes	Yes	Yes	Yes	Yes	80%	Non-Compliance					
5.November	Beaufort West	Yes	Yes	No	Yes	Yes	No	No	Yes	Yes	Yes	Yes	Yes	Yes	Yes	Yes	Yes	No	Yes	Yes	Yes	Yes	Yes	Yes	Yes	Yes	Yes	Yes	Yes	Yes	Yes	Yes	Yes	Yes	Yes	Yes	Yes	Yes	Yes	Yes	Yes	Yes	Yes	Yes	Yes	Yes	Yes	80%	Non-Compliance					
6.December	Beaufort West	No	Yes	No	Yes	Yes	Yes	No	Yes	Yes	Yes	Yes	Yes	Yes	Yes	Yes	Yes	No	Yes	Yes	Yes	Yes	Yes	Yes	Yes	Yes	Yes	Yes	Yes	Yes	Yes	Yes	Yes	Yes	Yes	Yes	Yes	Yes	Yes	Yes	Yes	Yes	Yes	Yes	Yes	Yes	Yes	80%	Non-Compliance					
7.January	Beaufort West	Yes	Yes	No	Yes	Yes	No	No	Yes	Yes	Yes	Yes	Yes	Yes	Yes	Yes	Yes	No	Yes	Yes	Yes	Yes	Yes	Yes	Yes	Yes	Yes	Yes	Yes	Yes	Yes	Yes	Yes	Yes	Yes	Yes	Yes	Yes	Yes	Yes	Yes	Yes	Yes	Yes	Yes	Yes	Yes	Yes	73%	Non-Compliance				
8.February	Beaufort West	No	No	No	Yes	No	No	No	Yes	Yes	Yes	Yes	Yes	Yes	Yes	Yes	Yes	No	Yes	Yes	Yes	Yes	Yes	Yes	Yes	Yes	Yes	Yes	Yes	Yes	Yes	Yes	Yes	Yes	Yes	Yes	Yes	Yes	Yes	Yes	Yes	Yes	Yes	Yes	Yes	Yes	Yes	Yes	Yes	80%	Non-Compliance			
9.March	Beaufort West	Yes	Yes	No	Yes	Yes	No	No	Yes	Yes	Yes	Yes	Yes	Yes	Yes	Yes	Yes	No	Yes	Yes	Yes	Yes	Yes	Yes	Yes	Yes	Yes	Yes	Yes	Yes	Yes	Yes	Yes	Yes	Yes	Yes	Yes	Yes	Yes	Yes	Yes	Yes	Yes	Yes	Yes	Yes	Yes	Yes	Yes	Yes	80%	Non-Compliance		
10.April	Beaufort West	Yes	Yes	Yes	Yes	Yes	No	No	Yes	Yes	Yes	Yes	Yes	Yes	Yes	Yes	Yes	No	Yes	Yes	Yes	Yes	Yes	Yes	Yes	Yes	Yes	Yes	Yes	Yes	Yes	Yes	Yes	Yes	Yes	Yes	Yes	Yes	Yes	Yes	Yes	Yes	Yes	Yes	Yes	Yes	Yes	Yes	Yes	Yes	Yes	80%	Non-Compliance	
11.May	Beaufort West	Yes	Yes	Yes	Yes	Yes	No	No	Yes	Yes	Yes	Yes	Yes	Yes	Yes	Yes	Yes	No	Yes	Yes	Yes	Yes	Yes	Yes	Yes	Yes	Yes	Yes	Yes	Yes	Yes	Yes	Yes	Yes	Yes	Yes	Yes	Yes	Yes	Yes	Yes	Yes	Yes	Yes	Yes	Yes	Yes	Yes	Yes	Yes	Yes	83%	Non-Compliance	
12.June	Beaufort West	Yes	Yes	Yes	Yes	Yes	No	No	Yes	Yes	Yes	Yes	Yes	Yes	Yes	Yes	Yes	No	Yes	Yes	Yes	Yes	Yes	Yes	Yes	Yes	Yes	Yes	Yes	Yes	Yes	Yes	Yes	Yes	Yes	Yes	Yes	Yes	Yes	Yes	Yes	Yes	Yes	Yes	Yes	Yes	Yes	Yes	Yes	Yes	Yes	Yes	85%	Non-Compliance

2024/25 Financial Year



National Treasury

Municipal Debt Relief
MFMA Circular No. 124

Municipal Finance Management Act No. 56 of 2003

Province WC	
Code WC053	District Central Karoo
Code Description Beaufort West	

Monthly Performance Report

Municipal Details		Part A Eskom And Bulk water current account				Part B Compliance with a funded MTRF		Part C FRP/BFP & Tariff Assessment		Part D Electricity and water as collection tools		Part C Quarterly collection of property rates and services charges				Part E Maximization of Revenue Base		Part E Oversight				Part F Compliance Status																											
Month	Code	C1	C2	C3	C4	C5	C6	C7	C8	C9	C10	C11	C12	C13	C14	C15	C16	C17	C18	C19	C20	C21	C22	C23	C24	C25	C26	C27	C28	C29	C30	C31	C32	C33	C34	C35	C36	C37	C38	C39	C40	C41	Score	Compliance					
1.July	Beaufort West WC053	Yes	Yes	No	Yes	Yes	Yes	No	No	Yes	Yes	Yes	Yes	Yes	Yes	Yes	Yes	No	Yes	Yes	Yes	Yes	Yes	Yes	Yes	Yes	Yes	Yes	Yes	Yes	Yes	Yes	Yes	Yes	Yes	Yes	Yes	Yes	Yes	Yes	Yes	Yes	Yes	Yes	83%	Non Compliance			
2.August	Beaufort West WC053	Yes	Yes	Yes	Yes	Yes	No	No	No	Yes	Yes	Yes	Yes	Yes	Yes	Yes	Yes	No	Yes	Yes	Yes	Yes	Yes	Yes	Yes	Yes	Yes	Yes	Yes	Yes	Yes	Yes	Yes	Yes	Yes	Yes	Yes	Yes	Yes	Yes	Yes	Yes	Yes	Yes	Yes	Yes	95%	Non Compliance	
3.September	Beaufort West WC053	Yes	Yes	No	Yes	Yes	Yes	No	No	Yes	Yes	Yes	Yes	Yes	Yes	Yes	Yes	No	Yes	Yes	Yes	Yes	Yes	Yes	Yes	Yes	Yes	Yes	Yes	Yes	Yes	Yes	Yes	Yes	Yes	Yes	Yes	Yes	Yes	Yes	Yes	Yes	Yes	Yes	Yes	Yes	95%	Non Compliance	
4.October	Beaufort West WC053	Yes	Yes	No	Yes	Yes	Yes	No	No	Yes	Yes	Yes	Yes	Yes	Yes	Yes	Yes	No	Yes	Yes	Yes	Yes	Yes	Yes	Yes	Yes	Yes	Yes	Yes	Yes	Yes	Yes	Yes	Yes	Yes	Yes	Yes	Yes	Yes	Yes	Yes	Yes	Yes	Yes	Yes	Yes	95%	Non Compliance	
5.November	Beaufort West WC053	Yes	Yes	Yes	Yes	Yes	Yes	No	Yes	Yes	Yes	Yes	Yes	Yes	Yes	Yes	Yes	No	Yes	Yes	Yes	Yes	Yes	Yes	Yes	Yes	Yes	Yes	Yes	Yes	Yes	Yes	Yes	Yes	Yes	Yes	Yes	Yes	Yes	Yes	Yes	Yes	Yes	Yes	Yes	98%	Non Compliance		
6.December	Beaufort West WC053																																													0%	Non Compliance		
7.January	Beaufort West WC053																																														0%	Non Compliance	
8.February	Beaufort West WC053																																														0%	Non Compliance	
9.March	Beaufort West WC053																																														0%	Non Compliance	
10.April	Beaufort West WC053																																															0%	Non Compliance
11.May	Beaufort West WC053																																															0%	Non Compliance
12.June	Beaufort West WC053																																															0%	Non Compliance

12.3 The October 2024 Provincial Treasury Debt Relief Compliance Assessment

Reference No.: PTR 16/1/3
Enquiries: Steven Kenyon

Private Bag X9165
CAPE TOWN
8000

Ms O Gaarekwe
Acting Deputy Director-General
Intergovernmental Relations
National Treasury
40 Church Square
PRETORIA
0001

AND

Mr D Welgemoed
Municipal Manager
Beaufort West Municipality
Private Bag X582
BEAUFORT WEST
6970

Per email: Ogalaletseng.Gaarekwe@Treasury.gov.za; RevenueManagement@treasury.gov.za;
Jan.Hattingh@treasury.gov.za; marli@mfip.gov.za; paul@mfip.gov.za;
derickw@beaufortwestmun.co.za; valenciag@beaufortwestmun.co.za

Dear Ms Gaarekwe and Municipal Manager

MFMA CIRCULAR NO. 124 - PROVINCIAL TREASURY CERTIFICATION OF MUNICIPAL COMPLIANCE OF WC053 BEAUFORT WEST MUNICIPALITY DURING OCTOBER 2024


The National Treasury approved the debt relief application of Beaufort West Municipality with effect 1 July 2023. October 2024 constitutes the 4th month of the Municipality's second 12-month debt relief compliance cycle. The Western Cape Provincial Treasury monitored and assessed the Municipality's compliance with all the debt relief conditions during October 2024. This letter provides an overview of the Provincial Treasury's assessment of the Municipality's compliance with the programme's conditions.

1. Condition 6.1 - Municipality non-compliance

In terms of the National Treasury (NT) approval, the Municipality must comply with conditions 6.1 - 6.14 of MFMA Circular No. 124 read together with the additional conditions specific to the Municipality set-out in its National Treasury debt relief approval letter. From the Provincial Treasury's assessment, the Municipality achieved 95 per cent average compliance with the MFMA Circular No. 124 conditions during October 2024. Refer to the performance sheet in the table below that shows the Municipality's overall relief compliance

performance across the months of its debt relief cycle. Considering the Municipality's consistent and timely payment of Eskom accounts as well as the overall debt relief performance since 1 July 2023. The Provincial Treasury is of the view that the Municipality is currently on track with debt relief compliance.

WC053 Beaufort West Municipality overall relief performance from July 2024 up to and including October 2024:

National Treasury		Province																																											
 Municipal Debt Relief MFMA Circular No. 124 Municipal Finance Management Act No. 56 of 2003		WC																																											
		Code	District	Code Description																																									
		WC053	Central Karoo	Beaufort West																																									
Monthly Performance Report																																													
Municipal Details			Part A					Part B					Part C				Part D				Part E						Part F																		
Month	Code Descr	Code	Eskom And Bulk water current account					Compliance with a funded MTREF					FRP/BFP & Tariff Assessment				Electricity and water as collection tools				Quarterly collection of property rates and services charges						Maximization of Revenue Base						Oversight						Score	Compliance Status					
			C1	C2	C3	C4	C5	C6	C7	C8	C9	C10	C11	C12	C13	C14	C15	C16	C17	C18	C19	C20	C21	C22	C23	C24	C25	C26	C27	C28	C29	C30	C31	C32	C33	C34	C35	C36	C37	C38	C39	C40	C41		
1. July	Beaufort West	WC053	Yes	Yes	No	Yes	Yes	No	No	Yes	Yes	Yes	Yes	Yes	Yes	Yes	Yes	Yes	No	Yes	NA	NA	NA	NA	No	Yes	Yes	Yes	Yes	Yes	Yes	Yes	Yes	Yes	Yes	Yes	Yes	Yes	Yes	Yes	Yes	Yes	Yes	80%	Non-Compliance
2. August	Beaufort West	WC053	Yes	Yes	Yes	Yes	Yes	No	No	Yes	Yes	Yes	Yes	Yes	Yes	Yes	Yes	Yes	No	Yes	NA	NA	NA	NA	No	Yes	Yes	Yes	Yes	Yes	Yes	Yes	Yes	Yes	Yes	Yes	Yes	Yes	Yes	Yes	Yes	Yes	Yes	96%	Non-Compliance
3. September	Beaufort West	WC053	Yes	Yes	No	Yes	Yes	Yes	No	Yes	Yes	Yes	Yes	Yes	Yes	Yes	Yes	Yes	No	Yes	NA	NA	NA	NA	No	Yes	Yes	Yes	Yes	Yes	Yes	Yes	Yes	Yes	Yes	Yes	Yes	Yes	Yes	Yes	Yes	Yes	Yes	96%	Non-Compliance
4. October	Beaufort West	WC053	Yes	Yes	No	Yes	Yes	Yes	No	Yes	Yes	Yes	Yes	Yes	Yes	Yes	Yes	Yes	No	Yes	NA	NA	NA	NA	No	Yes	Yes	Yes	Yes	Yes	Yes	Yes	Yes	Yes	Yes	Yes	Yes	Yes	Yes	Yes	Yes	Yes	Yes	96%	Non-Compliance

As we enter the fourth month of the second cycle of the Municipal Debt Relief programme, it is crucial for Beaufort West Municipality to build on the progress made during the initial 12-month period. The National Treasury has emphasized that Eskom will only consider writing off arrear debt if the Municipality demonstrates consistent compliance with all conditions for a consecutive 12-month period. Therefore, the Municipality is encouraged to maintain and improve its compliance across all performance areas to ensure continued eligibility for debt relief.

2. Condition 6.2 - Application-based supported by Council's resolution

The Municipality's application was endorsed by the Council and approved by National Treasury, subject to addressing specified gaps. All of these have subsequently been addressed.

3. Condition 6.3 - Maintaining the Eskom bulk current account.

The Municipality has made all bulk account payments timeously. **However, alignment of data strings to proof of payments and invoices is still a challenge for the Municipality as discrepancies were identified between the two sources for water payments.** The Provincial Treasury has been closely engaging and monitoring the Municipality in this regard to facilitate full compliance going forward. The Municipality indicated that there will always be differences between the withdrawals and deposits as an accrual basis is being used for processing of invoices. NT is requested to advise on how to address this.

4. Condition 6.4 - A funded MTREF

The Provincial Treasury assessed the compliance of the Municipality's tabled 2024/25 MTREF. The PT confirms its communication and related engagement with Beaufort West Municipality on 7 May 2024, to the effect that the 2024/25 MTREF tabled to council is **not** funded. The Municipality has a Financial Recovery Plan in place, and therefore does not need to adopt a separate Budget Funding Plan.

5. Condition 6.5 - Cost reflective tariffs

The Municipality submitted its completed NT Tariff Tool for the 2024/25 MTREF.

6. Condition 6.6 - Electricity and water as collection tools

The Municipality met the requirements for this condition except for the restriction and or interruption of water supply to defaulting consumers or property owners. The Municipality indicated that the majority of their meters are still conventional credit meters, capacity and financial constraints at the Municipality contribute to the slow execution of this condition. PT will continue to engage the Municipality to ensure that they align to the requirements of MFMA Circular No. 124. The Municipality attended a Smart Meter Grant Workshop, on the 17 and 18 October 2024, which National Treasury discussed the RT29 transversal tender and provided clarity issue on smart pre-paid water meters as per debt relief conditions vs the conventional meters as stipulated in the tender.

7. Conditions 6.7 - Maintain a minimum average quarterly collection of property rates and services charges

It is not end of quarter yet, however, the Municipality has achieved a collection rate of 83 per cent at end of October 2024.

8. Condition 6.8 - Completeness of the Revenue Base

The Municipality submitted the property rates reconciliation tool.

9. Condition 6.9 - Monitor and Report on compliance

The Western Cape Provincial Treasury's assessment included confirming that the MFMA S71 narrative statement and mSCOA data strings for October 2024 was uploaded to the GoMuni portal and that the Statement fully aligns to the MFMA S71 Statement published on the Municipality's website. The MFMA S71 Statement was also assessed against the Municipal Budget-and Reporting Regulations, 2009 (MBRR) and the National Treasury MFMA S71 reporting guidance issued to debt relief municipalities on 10 May 2024 read in conjunction with paragraphs 9(i) to 9(ix) of the NT debt relief approval letter.

The assessment confirmed that the MFMA S71 narrative statement included the following information:

MFMA S71 Statement component		Compliance (Yes/No)
1.	The Budget Performance Overview (paragraph 4) of the MFMA S71 statement explicitly advised on the Municipality's progress in implementing the Municipality's budget and (where relevant also the budget funding plan) – where implementation is slow, the statement advised explicitly on progress, challenges and corrective actions.	Yes
2.	The conclusion (paragraph 14) of the MFMA S71 statement explicitly advised as part of the MFMA Circular No. 124: Condition 6.9 reporting - i. Any risk associated; and ii. The mitigating factors. with the implementation of the Municipality's Budget Funding Plan and/or Funded Budget.	Yes
3.	Annexure B of the MFMA S71 statement included the following debt relief reporting components	
3.1.1	The Municipality's MFMA Circular No. 124 self-assessment.	Yes
3.1.2	The self-assessment (refer 3.1.1 above) was included in the format of MFMA Budget Circular No. 128 (Annexure B) .	Yes
3.2	The Municipality's overall relief compliance across the months of its debt relief participation since its National Treasury debt relief approval effective date	Yes
3.3	The latest Provincial Treasury debt relief compliance certificate and report issued to the Municipality.	Yes
3.4.1	The Municipality's revenue collection performance:	Yes

MFMA S71 Statement component		Compliance (Yes/No)
	i. the overall performance graph; ii. Summary worksheet; and iii. Collection per ward indicating who supplies electricity in the ward	
3.4.2	The revenue collection performance information (refer 3.4.2) was included in the format of MFMA Budget Circular No. 128 (Annexure D) .	Yes
3.5.1	The indigent management information	Yes
3.5.2	The indigent management information was included in the format of MFMA Budget Circular No. 128 (Annexure C) .	Yes
3.6.1	The summary of the Municipality's property rates reconciliation undertaken in the National Treasury format.	Yes
3.6.2	The Municipality's progress during the month against its planned corrective action to address any variances evident from the property rates reconciliation.	Yes
3.7.1	Any Eskom and Water (if the Municipality has the Water function) Bulk current account invoice(s) due and payable during the month of reporting	Yes
3.7.2	The Municipality's proof of payment of any such Eskom and/or Water Bulk current account invoice(s) during the month of reporting.	Yes
3.7.3	The Municipality's reconciliation statement for electricity and water (if it has the function) aligning to the MFMA S71 mSCOA data strings upload.	No
3.8	Recommendations noting explicitly the aforementioned debt relief reporting to the Mayor and/or Mayoral Committee meeting	Yes

The Municipality has integrated its monthly debt compliance reporting into its MFMA S71 narratives as required and demonstrated its commitment to continuous improvement and adherence to the set of conditions. The Municipality's MFMA Circular No. 124 self-assessment indicated several non-compliance issues. The remedial actions undertaken to achieve compliance, and the timeframes thereof outlined in the MFMA S71 report are noted and monitored by the Provincial Treasury.

10. Condition 6.10 - Provincial Treasury certification of municipal compliance

Provincial Treasury closely monitors compliance with the conditions of the Municipal Debt Relief Programme, and this letter is submitted in fulfilment of the PT's role in certifying compliance of the Municipality.

11. Condition 6.11 - Limitation on Municipal borrowing powers

The limitation on Municipality borrowing powers and the prohibition of borrowing during debt relief periods form a dual regulatory framework aimed at ensuring fiscal responsibility. Compliance necessitates meticulous scrutiny of borrowing activities to ascertain adherence to authorized limits and program guidelines. These measures, while promoting sustainable debt management, also stabilize the Municipality's financial standing, prevent over-leveraging, and mitigate immediate financial strain. Adhering to these regulations is paramount for maintaining creditworthiness, mitigating financial risks, and safeguarding the Municipality's long-term financial health. Thus, robust oversight and adherence to regulatory frameworks are imperative for prudent financial governance and sustained fiscal resilience. The Municipality has complied with this condition since its debt relief effective date of 1 July 2023, to date.

12. Condition 6.12 - Proper management of resources and Condition 6.13 - Accounting Treatment

It is noted that during February 2024, the National Treasury: Office of the Accountant General (OAG) issued the Supplementary Guide to MFMA Circular No. 124 on 21 February 2024. In terms of the guidance, the Municipality no longer has to maintain a separate bank account for debt relief purposes as envisaged in


MFMA Circular No. 124 (Condition 6.12), however, irrespective of whether a Municipality decides to discontinue a separate bank account, ring-fencing for debt relief purposes must be enabled and demonstrated through the Municipality's monthly mSCOA data string submissions.

13. Condition 6.14 - NERSA Licence

By having applied for Municipal Debt Relief, the council of a Municipality that during the duration of the Municipal Debt Relief programme fails to comply with any condition of the Relief, agreed to make an application to NERSA to voluntarily revoke the Municipality's license in terms of section 17 of the Electricity Regulation Act, 2006 (Act No. 4 of 2006). It is noted that this condition will only come into effect if the Municipality's participation in the debt relief programme is terminated.

14. Provincial Treasury Compliance Certification

The Provincial Treasury certifies that it monitored and assessed WC053 Beaufort West Municipality's compliance against the MFMA Circular No. 124 conditions and NT debt relief approval letter as set-out below in the PT's compliance certificate for the Municipality in relation to the period 1 - 31 October 2024:

Annexure A2 - Monthly		Notes/Comments																													
 <p>National Treasury Municipal Debt Relief MFMA Circular No. 124 Municipal Finance Management Act No. 56 of 2003</p> <p>Western Cape Provincial Treasury</p> <p>Certificate of Compliance: Municipal Debt Relief Conditions for Application</p> <p>Period: Oct24 National Financial Year: 2024/25 Demarcation Code of Municipality being assessed: WC053 District: Central Karoo Demarcation Description: Beaufort West</p> <p>I, Julinda Gantana, hereby certify that the provincial treasury monitored the compliance against the conditions of Municipal Debt Relief as set-out in MFMA Circular No. 124 and that the Provincial Treasury is satisfied and certifies that the said municipality fully complies with the conditions as set-out in the table below:</p>																															
<p>Municipal Debt Relief Conditions (Monthly reporting) Choose from drop down list</p> <table border="1"> <thead> <tr> <th>Condition</th> <th>Response</th> <th>Notes/Comments</th> </tr> </thead> <tbody> <tr> <td>6.12</td> <td colspan="2">Maintaining the Eskom and bulk water current account</td> </tr> <tr> <td>6.12.1</td> <td colspan="2">- Has the municipality paid its bulk water current account within 30 days of receiving the relevant invoice (this applies to all municipalities, including metros)? <i>Note: refer condition 6.12.2</i></td> <td>Yes</td> </tr> <tr> <td>6.12.2</td> <td colspan="2">- Has the municipality submitted the supporting evidence of the bulk water current account payment to the National Treasury, the Water Board and/ or Water Trading Entity within 1 day of making any such payment (in PDF format) via the Gokhuni Upload Portal https://gokhuni-uploadportal.ors.siyon.gov.za/?</td> <td>Yes</td> </tr> <tr> <td>6.12.3</td> <td colspan="2">- Does the amount of the bulk water current account payment as per the proof of payment reconcile to the amount recorded on the financial system as per the mSCOA data string and the section 41(2) MFMA statement of the Water Board and/ or Water Trading Entity?</td> <td>No Municipality processed payment however data strings for deposits are not reflecting</td> </tr> <tr> <td>6.3.1</td> <td colspan="2">- Has the municipality paid its Eskom bulk current account within 30 days of receiving the relevant invoice (this applies to all municipalities, including metros)? <i>Note: current account in terms of municipal debt relief approval should be total Eskom charges for the billing period plus VAT, plus any component that may be due in terms of a payment arrangement of "new users" (March 2023 and / or subsequent current accounts) up to the date of NT approval of the application.</i></td> <td>Yes</td> </tr> <tr> <td>6.3.2</td> <td colspan="2">- Has the municipality submitted the supporting evidence of the bulk Eskom current account payment to the National Treasury and Eskom within 1 day of making any such payment (in PDF format) via the Gokhuni Upload Portal https://gokhuni-uploadportal.ors.siyon.gov.za/?</td> <td>Yes</td> </tr> <tr> <td>6.3.4</td> <td colspan="2">- Does the amount as per the proof of payment reconcile to the amount recorded on the financial system as per the mSCOA data string and the section 41(2) MFMA statement of Eskom?</td> <td>Yes Withdrawals and deposits data strings do not reconcile with a small figure which is insignificant, however, withdrawals does reconcile to the proof of payment documents submitted by the Municipality. The Municipality indicated that there will always be differences between the two items as accrual basis is being used for processing of invoices. NT to advise on how to respond to this condition given the response provided by Municipality.</td> </tr> </tbody> </table>		Condition	Response	Notes/Comments	6.12	Maintaining the Eskom and bulk water current account		6.12.1	- Has the municipality paid its bulk water current account within 30 days of receiving the relevant invoice (this applies to all municipalities, including metros)? <i>Note: refer condition 6.12.2</i>		Yes	6.12.2	- Has the municipality submitted the supporting evidence of the bulk water current account payment to the National Treasury, the Water Board and/ or Water Trading Entity within 1 day of making any such payment (in PDF format) via the Gokhuni Upload Portal https://gokhuni-uploadportal.ors.siyon.gov.za/ ?		Yes	6.12.3	- Does the amount of the bulk water current account payment as per the proof of payment reconcile to the amount recorded on the financial system as per the mSCOA data string and the section 41(2) MFMA statement of the Water Board and/ or Water Trading Entity?		No Municipality processed payment however data strings for deposits are not reflecting	6.3.1	- Has the municipality paid its Eskom bulk current account within 30 days of receiving the relevant invoice (this applies to all municipalities, including metros)? <i>Note: current account in terms of municipal debt relief approval should be total Eskom charges for the billing period plus VAT, plus any component that may be due in terms of a payment arrangement of "new users" (March 2023 and / or subsequent current accounts) up to the date of NT approval of the application.</i>		Yes	6.3.2	- Has the municipality submitted the supporting evidence of the bulk Eskom current account payment to the National Treasury and Eskom within 1 day of making any such payment (in PDF format) via the Gokhuni Upload Portal https://gokhuni-uploadportal.ors.siyon.gov.za/ ?		Yes	6.3.4	- Does the amount as per the proof of payment reconcile to the amount recorded on the financial system as per the mSCOA data string and the section 41(2) MFMA statement of Eskom?		Yes Withdrawals and deposits data strings do not reconcile with a small figure which is insignificant, however, withdrawals does reconcile to the proof of payment documents submitted by the Municipality. The Municipality indicated that there will always be differences between the two items as accrual basis is being used for processing of invoices. NT to advise on how to respond to this condition given the response provided by Municipality.
Condition	Response	Notes/Comments																													
6.12	Maintaining the Eskom and bulk water current account																														
6.12.1	- Has the municipality paid its bulk water current account within 30 days of receiving the relevant invoice (this applies to all municipalities, including metros)? <i>Note: refer condition 6.12.2</i>		Yes																												
6.12.2	- Has the municipality submitted the supporting evidence of the bulk water current account payment to the National Treasury, the Water Board and/ or Water Trading Entity within 1 day of making any such payment (in PDF format) via the Gokhuni Upload Portal https://gokhuni-uploadportal.ors.siyon.gov.za/ ?		Yes																												
6.12.3	- Does the amount of the bulk water current account payment as per the proof of payment reconcile to the amount recorded on the financial system as per the mSCOA data string and the section 41(2) MFMA statement of the Water Board and/ or Water Trading Entity?		No Municipality processed payment however data strings for deposits are not reflecting																												
6.3.1	- Has the municipality paid its Eskom bulk current account within 30 days of receiving the relevant invoice (this applies to all municipalities, including metros)? <i>Note: current account in terms of municipal debt relief approval should be total Eskom charges for the billing period plus VAT, plus any component that may be due in terms of a payment arrangement of "new users" (March 2023 and / or subsequent current accounts) up to the date of NT approval of the application.</i>		Yes																												
6.3.2	- Has the municipality submitted the supporting evidence of the bulk Eskom current account payment to the National Treasury and Eskom within 1 day of making any such payment (in PDF format) via the Gokhuni Upload Portal https://gokhuni-uploadportal.ors.siyon.gov.za/ ?		Yes																												
6.3.4	- Does the amount as per the proof of payment reconcile to the amount recorded on the financial system as per the mSCOA data string and the section 41(2) MFMA statement of Eskom?		Yes Withdrawals and deposits data strings do not reconcile with a small figure which is insignificant, however, withdrawals does reconcile to the proof of payment documents submitted by the Municipality. The Municipality indicated that there will always be differences between the two items as accrual basis is being used for processing of invoices. NT to advise on how to respond to this condition given the response provided by Municipality.																												

8.4 Compliance with a funded MTREF - <i>(please form drop down first the MTREF assessed)</i>		2023/24 Adopted MTREF
0.4.1	- Is the municipality's MTREF funded and aligning to the National Treasury's Budget Funding Guidelines - http://mfma.treasury.gov.za/Guidelines/Pages/Budgeting.aspx?7	No
0.4.1	- Has the municipality budgeted for any operating surplus on the A1 Schedule (Table A4 - Budgeted Financial Performance) of the Municipal Budget- and Reporting Regulations?	Yes
0.4.1	- Has the municipality made adequate provision for debt impairment (considering the actual collection of revenue and property rates during the 12 months immediately preceding the tabling of the budget) on the A1 Schedule (Table A4 - Budgeted Financial Performance) of the Municipal Budget- and Reporting Regulations? <i>Note - If the municipality is unable to provide the information to verify the adequacy of the provision for debt impairment, the municipality should indicate the reasons for this and provide a description of the budget and reporting regulations.</i>	Yes
0.4.1	- Has the municipality made adequate provision for depreciation and asset impairment (including its asset register and physical state of assets) on the A1 Schedule (Table A4 - Budgeted Financial Performance) of the Municipal Budget- and Reporting Regulations? <i>Note - If the municipality is unable to provide the information to verify the adequacy of the provision for depreciation and asset impairment, the municipality should indicate the reasons for this and provide a description of the budget and reporting regulations.</i>	Yes
0.4.2	- If the municipality's MTREF is not funded, has it tabled and adopted a credible Budget Funding Plan as part of the MTREF budget (refer item 9.3 of MFMA Budget Circular no. 122, 09 December 2022)? <i>Note - If the municipality does not have an FRP, it should indicate the reasons for this and provide a description of the budget and reporting regulations.</i>	There is an FRP
0.4.2	- If the municipality's MTREF is not funded and it has an FRP per the legislative framework, does the existing FRP incorporate a credible Budget Funding Plan (will the FRP give effect to a funded MTREF over the period of the FRP) - aligning with the principles of a budget funding plan as envisaged in Item 9.3 of MFMA Budget Circular no. 122, 09 December 2022)? <i>Note - only if the municipality does not have an FRP only "N/A" be reflected from the dropdown list.</i>	Yes
0.4.2	- Does the municipality's annual and monthly cashflow projections included on the A1 Schedule (Table A7 - Budgeted Cash Rows and Supporting Table SA 30 - Budgeted Monthly Cash Rows) of the Municipal Budget- and Reporting- Regulations aligns with and gives effect to the municipality's Budget Funding Plan strategy (or the FRP strategy) and related seasonal trends (for example higher winter Eskom tariffs, lower January collection rates, etc.)?	Yes
0.5	Cost reflective tariffs - (excluding metros) has the municipality included its completed tariff tool (refer MFMA Circular no. 96 and Item 5.2 of MFMA Budget Circular no. 122) as part of the municipality's annual tabled and adopted MTREF submissions with effect the tabling of the 2023/24 MTREF?	Yes

6.4 Electricity and water as collection tools			
6.4.1 - demonstrated, through its by-laws and budget control measures, that:			
6.4.1	- the municipality issues a consolidated monthly bill to all consumer/property owners in terms of which all partial payments received are allocated in the following order of priority: firstly, to property rates, thereafter to water, wastewater, refuse removal and lastly to electricity?	Yes	
6.4.2	- the municipality disconnects electricity services and/or block the purchasing of pre-paid electricity of any defaulting consumer/property owner unless the defaulter already registered as an indigent consumer with the municipality?	Yes	
6.4.3	- the municipality is restricting and/or interrupting the supply of water of any defaulting consumer/property owner unless the defaulter already registered as an indigent consumer with the municipality? Note: in terms of this condition the municipality must undertake such restriction/ interruption of water together with the municipal engineer(s) to ensure a minimum supply of waste water.	No	The Municipality has indicated that only 20% of the water meters are pre-paid meters the rest is conventional meters and it doesn't have the capacity to restrict water. The Municipality also indicated that Smart pre-paid water meters is the solution and a revised RT29 tender will be issued by NT which will include the smart pre-paid water meters.
6.4.4	- If the defaulting consumer/property owner is registered as an indigent consumer with the municipality, is the monthly supply of electricity and water to that consumer/property owner physically restricted to the monthly national basic free electricity- and water limits of 50 kilowatt electricity and 6 kilolitres water, respectively? <i>Note - the municipality's monthly ADPAA 6.13 statement held outside or part of the statement the Indigent Subsidies in the attached RT 29 tender</i>	Yes	
6.7 Maintain a minimum average quarterly collection of property rates and service charges			
6.7.1	- Has the municipality achieved a minimum of 80 per cent average quarterly collection of property rates and service charges with effect from 01 April 2023 and 85 per cent average quarterly collection with effect from 01 April 2024 during any quarter - demonstrated in the MFMA s.73 monthly and quarterly statement(s) and mSCOA data strings uploaded via the GoKuni Upload Portal?	Not yet end of quarter	83% was achieved as at end October 2024.
6.7.2	- If the response in 6.7.1 is "No" and the municipality is unable to achieve the minimum average quarterly collection as per paragraph 6.7.1, has the municipality demonstrated to the satisfaction of National Treasury the following:		
6.7.2.1	* the underperformance directly relates to Eskom supplied areas where the municipality does not have electricity as a collection tool and that the average quarterly collection of the municipality (excluding Eskom supplied areas) equals the required quarterly average collection	not yet the end of a quarter	
6.7.2.2	* the municipality for technical engineering reasons is unable to physically restrict and/or limit the supply of water in the Eskom supplied area(s)?	not yet the end of a quarter	
6.7.2.3	* the municipality before 01 February 2024 attempted to enter into a service delivery agreement with Eskom for purposes of municipal revenue collection in the Eskom supplied area(s) as envisaged in sections 76 to 78 of the Municipal Systems Act, 2000 and that such failed	not yet the end of a quarter	
6.7.3	- The municipality has progressively installed smart pre-paid meters in the municipality supplied areas to improve its collection and only then, on an individual case-by-case basis, considered writing off the debt of its customers, within its normal credit control process?	No	Municipality submitted progress report for pre-paid water meter installation and email NT on the publishing of the revised RT29 tender for procurement of smart pre-paid meters.
6.7.4	- Has the municipality adopted a policy to install any new electricity connection in the demarcated areas with effect the 2023/24 MTRF with a smart pre-paid meter?	Yes	
6.7.5	- Has the municipality's 2023/24, 2024/25 and 2025/26 tabled and adopted capital budgets and MFMA section 71 statements reflected the approach set-out in 6.7.3 and 6.7.4?	Yes	The budget for pre-paid meters is reflected under operational budget according to the Municipality. The Municipality is making reference to a meeting that was held on the 30th April 2024 where it was agreed that either of the 2 budgets could be used for pre-paid meter installation, NT to advise on the resolutions of those meetings.

6.1 Municipality's Completion of the Systemic Rate			
6.1.1	- Has the municipality demonstrated through the National Treasury property rates reconciliation tool that the municipality's billing system perfectly aligns to its Council approved General Valuation Roll (GVR) and/ or any subsequent supplementary GVR compiled by the registered municipal valuer?	Yes	
6.1.1	- If the response in 6.1.1 is "No", has the municipality demonstrated the steps taken to correct the variances identified? <i>Note - monthly progress against the action plan to address variances to be included as part of the municipality's debt relief compliance reporting in the MFMA s.71 statement</i>	Yes	
6.1.2	- For the latest ending Quarter -Has the municipality submitted its completed billing system, GVR and/or interim GVR reconciliations required in terms of paragraph 6.8.1 to the National Treasury quarterly (refer MFMA Circulars no. 93, 98, 107 and 108) to the upload portal on https://npsoeportal.treasury.gov.za/ ?	Yes	
6.2 Monitor and report on implementation			
6.2.1	- MFMA section 71 reporting – has the municipal council and senior management team instituted processes to monitor and enforce accountability for the implementation of the municipality's funded budget and Budget Funding Plan where relevant?	Yes	
6.2.2	- If progress is slow in terms of paragraph 6.3.1, is the active intervention evident from the narratives supporting the municipality's monthly MFMA section 71 reporting and recorded on the financial system as per the mSCDA data string? <i>Note - condition 6.3.2 has a typing error and must refer to 6.3.1.</i>	Yes	
6.2.3	- Municipalities with financial recovery plans (FRP) – if the municipality has a FRP as envisaged in the prevailing local government legislative framework, is the municipality reporting monthly its progress in implementing its FRP to the Provincial Executive?	Yes	
6.2.4	- If the municipality has an FRP, with effect from 01 April 2023, parallel to submitting its monthly FRP progress report to the Provincial Executive, has the municipality also submitted the FRP progress report to the National Treasury: Municipal Financial Recovery Service (MFRS) timeously via the GoMuni Upload Portal https://npsoeportal.treasury.gov.za/ ?	Yes	
6.3 MFMA section 71 Reporting and MFMA section 71 compliance			
6.10.1	- has the relevant Provincial Treasury (delegated) / National Treasury (non-delegated) monthly monitored the municipality's compliance in terms of these conditions?	Yes	
6.10.2	- has the Head of the relevant Provincial Treasury (delegated) monthly certified the municipality's compliance to these conditions, to the National Treasury's satisfaction as envisaged in the conditions for provincial treasuries (refer paragraph 4.1.1 to 4.1.5 of MFMA Circular no. 124) and timeously uploaded the compliance certificate via the GoMuni Upload Portal https://npsoeportal.treasury.gov.za/ ? <i>Note - in the case of a non-delegated municipality the National Treasury to issue the compliance certificate.</i>	Yes	
6.10.3	- has the Provincial Treasury failed to rectify any provincial treasury non-compliance with any of the conditions for provincial treasuries (refer paragraph 4.1.1 to 4.1.6 of MFMA Circular no. 124) within one month of the non-compliance occurring?	No	

36	6.11	Limitation on municipality borrowing powers - has the municipality borrowed since its initial or any subsequent benefit in terms of this municipal debt support programme?	No
		<i>Note: There is a restriction on interest-bearing debt from operations that may be incurred by the municipality in terms of its financial statements prepared for the purposes of the MFMA (Section 42, 43) regarding the limitation on borrowing powers and the interest on interest-free debt and other borrowing for the purpose of debt relief approved in MFMA section 42. Such borrowing, including interest-free debt, must be used for the purposes of debt relief.</i>	
	6.12	For the duration of the Municipal Debt Relief (to ensure proper management of resources)	
37	6.12.1	- has the municipality apportioned and ring-fenced in a sub-account to its primary bank account - (a) all electricity, water and sanitation revenue the municipality collects in any month; and (b) the component of the Local Government Equitable Share (LGES) the municipality earmarked to provide free basic electricity, water and sanitation?	Yes
38	6.12.2	- has the municipality during the month first applied the revenue in the sub-account (required per paragraph 6.12.1) to pay its current Eskom account and then secondly its bulk water current account before it applied the revenue in the sub-account for any other purpose?	Yes
		<i>Note: Only if the amount in the specific sub-account(s) will be used in accordance with the Municipal Debt Relief Act.</i>	
39		Supporting evidence: Has the municipality submitted a copy of the monthly bank statement of its ring-fenced bank account to the National Treasury and provincial treasury aligning to its MFMA s.71 statement collected revenue.	Yes
40	6.13	Accounting Treatment - has the municipality fully accounted for and correctly reported on the write-off of its Eskom arrear debt (debt existing as on 31 March 2023) as per any written instruction of the National Treasury; Office of the Accountant General issued for Municipal Debt Relief to date? <i>Note - to include accounting for any related benefit (e.g. interest suppression, etc.) and alignment with MSCDA.</i>	Yes
41	6.14	MERSA license - has the municipality during the month failed to comply with any condition of the Municipal Debt Relief?	No
		<i>Note: Accounting for interest-free debt relief support is, e.g. interest-free debt relief provided to municipalities during the duration of the Municipal Debt Relief programme and to ensure compliance with the MFMA Section 42(1)(b) to ensure the municipality complies with the MFMA (Section 42(1)(b)) and to ensure that the debt relief is used for the purposes of the MFMA (Section 42(1)(b)) and to ensure that the debt relief is used for the purposes of the MFMA (Section 42(1)(b)).</i>	

The Western Cape Provincial Treasury's assessment and compliance certificate confirm that Beaufort West Municipality during October 2024 complied with most of the MFMA Circular No. 124 conditions overall compliance average score of 95 per cent. Moving forward, the Municipality must continue to address the remaining non-compliance issues to ensure sustained eligibility for future debt relief benefits. Strengthening the implementation of the debt relief conditions is essential for maintaining and improving compliance in this cycle.

The Provincial Treasury continues to appreciate the opportunity that the Municipal Debt Relief Programme provided to municipalities and is committed to supporting our municipalities to ensure that they comply with the conditions of the programme in order to derive the full benefit.

Yours sincerely

**Julinda
Gantana**

Digitally signed by
Julinda Gantana
Date: 2024.11.26
19:38:08 +02'00'

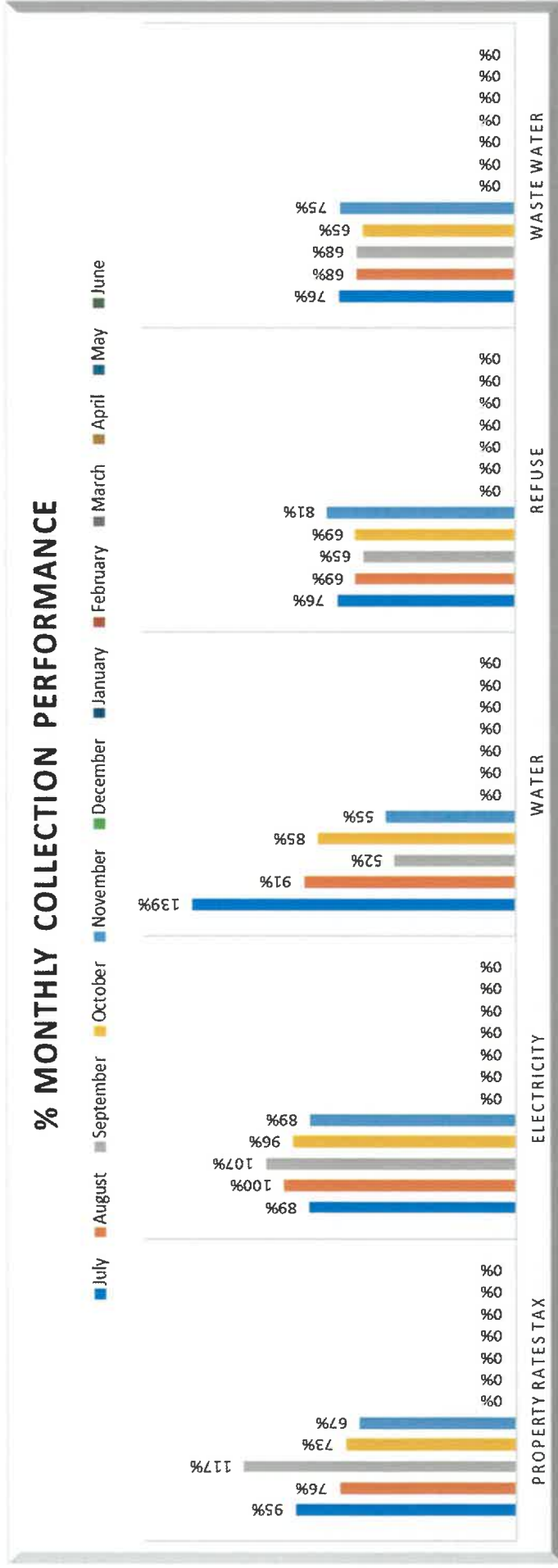
**MS J GANTANA
HEAD OFFICIAL: PROVINCIAL TREASURY**

Cc: The Executive Mayor: Mr Reynolds – admin@beaufortwestmun.co.za
Acting Municipal CFO: - Mr Bradley Jacobs - bradleyj@beaufortwestmun.co.za
Rehaz Abramia: Senior Manager Revenue Management - AbramiR@eskom.co.za
Atika Brey: Senior Manager Finance Cape Coastal Cluster - BreyA@eskom.co.za
Unathi Yaso: Middle Manager Finance Cape Coastal Cluster - YasoUN@eskom.co.za
MFMA Coordinator: Steven Kenyon - Steven.Kenyon@westerncape.gov.za
Director-General: Department of Cooperative Governance: Mr Mbulelo Tshangana - Zandilez@coqta.gov.za
CEO: SALGA: Sithole Mbanga - hmazibuko@salga.org.za

12.4 MFMA Circular 124 – Condition 6.6 (Electricity and Water as Collection Tools) and Condition 6.7 (Maintain a minimum average quarterly collection of property rates and service charges)

12.4.1 Monthly / Quarterly collection per ward

i) the table below provide an overall performance graph on the collection rates for property rates and service charges for November 2024.



ii) Summary worksheet

The table below indicate that the collection rate for October in November for the whole demarcation was 79% and the collection rate excluding Eskom supplied areas amounted to 81%.

Municipal Debt Relief - Monthly Revenue Collection Reporting (condition 6.7)

Province

Western Cape

WC053

November

Average collection rate (MFMA Circular 124 condition 6.7)

NB - Collection rate principle applied (Cash collection of previous month)

Collection Rate Assessment

Total Aggregate Collection	Summary - Quarter 1			Summary - Quarter 2				
	Billing	Collection	R - Billing not collected	% Collection	Billing	Collection	R - Billing not collected	% Collection
1. Collection for whole demarcation	59,846,121	52,851,860	7,014,262	88%	44,061,881	34,875,157	9,182,723	79%
2. Collection excl Eskom supplied areas	48,657,041	44,145,158	4,511,883	91%	35,212,818	28,453,324	6,759,494	81%
3. Collection: Property Rates	9,797,114	9,283,011	514,103	95%	9,154,285	6,435,380	2,718,905	70%
4. Total average collection: Electricity (Municipal supplied areas)	33,339,253	32,677,858	661,395	98%	21,968,711	20,286,596	1,682,115	92%
5. Total average collection: Water	5,745,599	4,728,545	1,017,054	82%	5,017,186	3,446,066	1,571,119	69%
6. Total average collection: Wastewater	5,999,928	3,759,471	1,640,457	70%	3,958,009	2,952,385	1,005,625	75%
7. Total average collection: Refuse	2,850,321	1,999,748	850,573	70%	2,172,253	1,520,802	651,451	70%
8. Total average collection: Interest	2,713,907	383,227	2,330,680	14%	1,791,436	237,928	1,553,508	13%

iii) Collection per ward indicating who supplies electricity in the ward

Complete This Section				Quarter 1 Performance Per Ward				Quarter 2 Performance Per Ward			
Services	Electricity Supplier	Ward Name & Number		Billing	Collection	R - Billing not collected	% Collection	Billing	Collection	R - Billing not collected	% Collection
Property Rates Tax											
Electricity				577,960	315,764	262,196	55%	493,671	289,528	204,143	59%
Water				3,475,943	3,198,065	2,777,877	92%	2,081,822	1,821,514	260,308	87%
Refuse				133,088	167,819	(34,731)	126%	(16,973)	91,012	(107,985)	-536%
Waste Water				284,816	80,474	204,343	28%	225,487	71,511	153,977	32%
Interest				399,963	133,296	266,668	33%	280,676	168,325	112,351	60%
				416,887	52,516	364,370	13%	251,902	34,619	217,283	14%
Property Rates Tax											
Electricity				4,185,442	3,943,380	242,062	94%	3,630,428	2,858,261	772,168	79%
Water				11,733,517	11,497,460	236,057	98%	7,831,934	7,096,717	735,207	91%
Refuse				1,303,393	1,433,439	(130,046)	110%	1,131,178	919,601	211,577	81%
Waste Water				841,753	781,756	59,996	93%	675,053	616,191	58,863	91%
Interest				1,562,328	1,387,918	104,409	88%	1,238,574	1,146,989	91,585	93%
				384,811	72,089	312,722	19%	278,277	44,169	234,108	16%
Property Rates Tax											
Electricity				3,518,497	3,410,327	108,170	97%	2,160,142	2,089,635	70,507	97%
Water				599,839	578,387	21,452	96%	687,784	443,056	244,729	64%
Refuse				270,527	164,961	105,566	61%	197,047	131,368	65,679	67%
Waste Water				552,733	359,844	192,889	65%	392,662	265,071	127,591	68%
Interest				294,653	24,057	270,596	8%	190,922	27,915	163,007	15%
				2,409,663	2,460,043	(50,381)	102%	2,041,909	1,649,977	391,932	81%
Property Rates Tax											
Electricity				6,963,145	7,306,809	(343,164)	105%	4,323,136	4,084,030	239,105	94%
Water				1,569,991	1,076,380	493,611	69%	1,372,819	859,860	512,959	63%
Refuse				552,982	434,737	117,845	79%	430,300	393,702	36,598	78%
Waste Water				1,126,667	846,276	280,391	75%	841,985	657,205	184,780	78%
Interest				476,747	70,960	405,787	15%	372,367	53,309	319,058	14%
				776,717	749,023	27,693	96%	779,629	430,649	348,980	55%
Property Rates Tax											
Electricity				3,844,730	3,421,791	422,939	89%	2,322,114	2,196,618	125,496	95%
Water				1,351,851	849,844	502,007	63%	1,178,529	609,912	568,616	52%
Refuse				291,160	183,956	107,205	63%	202,789	127,560	75,230	63%
Waste Water				600,513	387,989	212,523	65%	406,848	253,545	153,303	62%
Interest				381,805	42,687	339,118	11%	210,925	21,259	189,666	10%
				200,731	293,176	(92,445)	146%	288,405	159,287	139,118	53%
Property Rates Tax											
Electricity				1,168,018	1,155,232	12,786	99%	737,292	717,636	19,656	97%
Water				398,220	213,414	124,807	63%	209,689	123,761	85,929	59%
Refuse				175,952	122,767	52,586	70%	113,997	49,563	64,434	43%
Waste Water				303,757	156,642	147,115	52%	188,890	80,980	117,911	43%
Interest				247,009	58,119	188,890	24%	152,736	18,471	134,266	12%
				1,035,710	859,429	176,281	83%	1,305,775	660,648	645,127	51%
Property Rates Tax											
Electricity				2,635,404	2,688,673	(53,269)	102%	2,512,281	2,280,446	231,835	91%
Water				449,216	409,262	39,955	91%	454,161	398,866	55,295	88%
Refuse				494,130	231,099	203,032	59%	327,580	190,909	136,671	58%
Waste Water				839,968	487,506	346,462	58%	589,374	380,271	218,104	64%
Interest				511,995	62,799	449,196	12%	334,306	38,187	296,120	11%

12.5 MFMA Circular 124 – Condition 6.8 (Completeness of the revenue base)

The Beaufort West Municipality implemented a new valuation roll on the 1st of July 2024. The municipality at this point is still busy with a reconciliation between financial system and the new General Valuation Roll (GVR) to ensure that there is alignment between the two.

See below the property rates reconciliation as well as the remedial action or steps to be taken to address the variances identified between the financial system and the new General Valuation Roll (GVR).

Property Categories		# of Properties			Market Values		
		GV	MFS	Variance	GV Market Values	MFS Market Values	Variance
Residential	11536	11349	187	2 847 747 300.00	2 830 883 750.00	16 863 550.00	
Industrial	0	0	0	-	-	-	
Business and Commercial	450	431	19	566 014 000.00	559 957 000.00	6 057 000.00	
Agricultural	1169	1162	7	3 430 572 900.00	3 430 179 900.00	393 000.00	
Mining	1	1	0	220 000.00	220 000.00	-	
State Owned for Public Purp	93	79	14	249 983 000.00	258 712 000.00	8 729 000.00	
PST	195	197	-2	5 395 100.00	349 100.00	5 046 000.00	
PBO	13	16	-3	116 000.00	13 570 000.00	13 454 000.00	
Mult Use	0	0	0	-	-	-	
Vacant	725	665	60	28 721 700.00	36 036 300.00	7 314 600.00	
POW	91	89	2	73 771 000.00	74 635 000.00	864 000.00	
Municipal	578	841	-263	188 084 500.00	197 197 700.00	9 113 200.00	
Other	77	77	0	178 945 900.00	178 945 900.00	-	
	15028	14907	121	7 581 065 400.00	7 580 686 650.00	378 750.00	

Property Categories		Monthly Billing			Quarterly		
		GV	MFS	Variance	GV	MFS	Variance
Residential	#####	R 2 212 872.66	R 1 920 578	R 292 294.66	R 6 696 235.31	R 6 638 617.99	R 57 617.33
Industrial	R -	R -	R -	R -	R -	R -	R -
Business and Commercial	R 1 344 283.25	R 1 329 897.88	R 14 385.38	R 4 032 849.75	R 3 989 693.63	R 43 156.13	
Agricultural	R 356 493.70	R 356 452.89	R 40.81	R 1 065 481.10	R 1 069 358.67	R 122.43	
Mining	R 522.50	R 522.50	R -	R 1 567.50	R 1 567.50	R -	
State Owned for Public Purp	R 593 709.63	R 614 441.00	-R 20 731.38	R 1 781 128.88	R 1 843 323.00	-R 62 194.13	
PST	R -	R -	R -	R -	R -	R -	
PBO	R 13 766.88	R 16 114.38	-R 2 347.50	R 41 360.63	R 49 343.13	-R 6 982.50	
Mult Use	R -	R -	R -	R -	R -	R -	
Vacant	R 40 928.42	R 51 351.73	-R 10 423.31	R 122 785.27	R 154 055.18	-R 31 269.91	
POW	R -	R 1 727.81	-R 1 727.81	R -	R 5 183.44	-R 5 183.44	
Municipal	R -	R -	R -	R -	R -	R -	
Other	R -	R -	R -	R -	R -	R -	
Total	R 4 581 802.81	R 4 583 380.84	-R 1 578.03	R 13 745 408.43	R 13 760 142.53	-R 4 734.10	

12.6 MFMA Circular 124 – Condition 6.3 (Maintain the Eskom bulk current account) and Condition 6.12 (Proper Management of Resources)

IL0010060140020000000000000000000000000000

**Liabilities:Current Liabilities:Trade and Other Payable Exchange
Transactions:Water Inventory Bulk Purchases:Deposits**



**BEAUFORT-WES - BEAUFORT WEST - BHOBHOFOLO
MUNISIPALITEIT - MUNICIPALITY - U MASIPALA WASE**

DEPARTEMENT: FINANSIËLE DIENSTE / DEPARTMENT: FINANCIAL SERVICES

ELEKTRONIESE BETALING / ELECTRONIC PAYMENT(EFT)

BETALINGSADVIES / PAYMENT VOUCHER

Tel # 023 414 8100

BTW/ VAT #: 40008 46 388

Privaatsak/Private Bag 582

E-mail: treasury@beaufortwestmun.co.za

Beaufort-Wes/West 6970

DT AAN:

Vendor Code

DT TO: **BREDE GOURITZ**

Verw. / Ref. #

ABSA

Bewys / Voucher #

Code 632,005

Besending/ Batch #

20329

Bank 4,093,406,598

Datum/Date

DMM 2411

2024/11/

ACC NO:	INV NO:	Bedrag / Amount	Totaal / Total
101415651	INV412545421	R 334.41	
101123171	INV412542745	R 2,437.50	
101788451	INV412549478	R 4,595.03	
101115021	INV412542172	R 114.24	
101138598	INV412543788	R 8,439.58	
101127067	INV412543016	R 2,893.59	
		R 18,814.35	
Pos / Vote #	Bedrag / Amount	Totaal / Total	
8178	R 18,814.35		
Totaal Debite			
BANK	R 18,814.35		
8980 2500 0000	Kt / Ct	R	18,814.35

Korrek Gesertifiseer

Certified Correct

Prepared By

Approval for payment signed by CFO

INVOICE

Customer No: 22060797
 Contract Acc. No: 101415651
 Document No: 412545421
 Document Date: 30.09.2024
 Payment Terms: 30 Days
 Due Date: 30.10.2024
 Customer VAT Reg. No: 4000846388



YOUR CONTACT OFFICE:
 Breede- Olifants CMA Head Office
 Private Bag X3055
 Worcester
 6849

3 Mountain Mill Drive
 Unit 2
 Worcester 6850

PHONE 023 346 8000
 FAX 023 347 2012
 Email: lmgolozeli@bocma.co.za

Bill To:
 HEAD OF FINANCE
 BEAUFORT-WEST LOCAL MUNICIPALITY
 PO BOX 582
 BEAUFORT WEST
 6970

Water Use Description	Tariff Category	Quantity m3/HA Registered/Consumed	Unit Price (c/m3/HA)	Amount (Rand)
Property Details: Property Name: ERF 4; Property Number: 191840; Registration Division: ; Portion Number: ; Title Deed: ; Water Use Details: WMA: ; Legal Sector Code: 21G Disposing of waste; Water Use Sector: Waste Discharge Dom & Ind; Water Source Type: ; Contract No: 10349463 (22060797/2) Water Use Period: 01.09.2024 to 30.09.2024				
	Waste Discharge Charges	4,833.33	5.67	274.05
Property Details: Property Name: VAN DER BYLS KRAAL; Property Number: 191870; Registration Division: ; Portion Number: ; Title Deed: ; Water Use Details: WMA: ; Legal Sector Code: 21G Disposing of waste; Water Use Sector: Waste Discharge Dom & Ind; Water Source Type: ; Contract No: 10349556 (22060797/3)				
	Waste Discharge Charges	1,064.58	5.67	60.36
	Total Charges			334.41

Bank Details: ABSA Bank
 Bank Name: BREDEE-OLIFANTS CATCHMENT MANAGEMENT AGENCY
 Account Type: Cheque Account
 Branch Code: 632005
 Account Number: 4093406598
 Reference: Contract Acc. No

INVOICE

NWRI Customer Ref no: 60001054
 Customer No: 22060065
 Contract Acc. No: 101123171
 Document No: 412542745
 Document Date: 30.09.2024
 Payment Terms: 30 Days
 Due Date: 30.10.2024
 Customer VAT Reg. No: 4000846388

**BREDE-OLIFANTS**

YOUR CONTACT OFFICE:
 Brede- Olifants CMA Head Office
 Private Bag X3055
 Worcester
 6849

3 Mountain Mill Drive
 Unit 2
 Worcester 6850

PHONE 023 346 8000
 FAX 023 347 2012
 Email: lmgolozeli@bocma.co.za

Bill To:
 HEAD OF FINANCE
 BEAUFORT-WEST LOCAL MUNICIPALITY
 PRIVATE BAG X582
 BEAUFORT WEST
 6970

Water Use Description	Tariff Category	Quantity m3/HA Registered/Consumed	Unit Price (c/m3/HA)	Amount (Rand)
Property Details: Property Name: ERF 1943; Property Number: 33740; Registration Division: BEAUFORT WEST; Portion Number: 0; Title Deed: T12772/2003 Water Use Details: WMA: BREDE-GOURITZ; Legal Sector Code: 21A Tk water fr a water resource; Water Use Sector: DOMESTIC & INDUSTRIAL; Water Source Type: SCHEME;				
Contract No: 10177286 (22060065/2) Water Use Period: 01.09.2024 to 30.09.2024				
	WRM Charge	41,666.67	5.85	2,437.50
Total Charges				2,437.50

Bank Details: ABSA Bank
 Bank Name: BREDE-OLIFANTS CATCHMENT MANAGEMENT AGENCY
 Account Type: Cheque Account Account Number: 4093406598
 Branch Code: 632005 Reference: Contract Acc. No

INVOICE

Customer No: 22060797
 Contract Acc. No: 101788451
 Document No: 412549478
 Document Date: 30.09.2024
 Payment Terms: 30 Days
 Due Date: 30.10.2024
 Customer VAT Reg. No: 4000846388

**BREEDE-OLIFANTS**

Bill To:
 HEAD OF FINANCE
 BEAUFORT-WEST LOCAL MUNICIPALITY
 PO BOX 582
 BEAUFORT WEST
 6970

YOUR CONTACT OFFICE:
 Breede-Olifants CMA Head Office
 Private Bag X3055
 Worcester
 6849

3 Mountain Mill Drive
 Unit 2
 Worcester 6850

PHONE 023 346 8000
 FAX 023 347 2012
 Email: lmgolozeli@bocma.co.za

Water Use Description	Tariff Category	Quantity m3/HA Registered/Consumed	Unit Price (c/m3/HA)	Amount (Rand)
Property Details: Property Name: VAN DER BYLS KRAAL; Property Number: 191870; Registration Division: ; Portion Number: ; Title Deed: Water Use Details: WMA: BREEDE-GOURITZ; Legal Sector Code: 21A Tk water fr a water resource; Water Use Sector: DOMESTIC & INDUSTRIAL; Water Source Type: BOREHOLE; Contract No: 10296527 (22060797/4) Water Use Period: 01.04.2024 to 30.09.2024				
	WRM Charge	6,307.00	5.85	368.96
Contract No: 10296528 (22060797/5)				
	WRM Charge	3,942.00	5.85	230.61
Contract No: 10296529 (22060797/6)				
	WRM Charge	9,934.00	5.85	581.14
Contract No: 10296530 (22060797/7)				
	WRM Charge	9,461.00	5.85	553.47
Contract No: 10296531 (22060797/10)				
	WRM Charge	4,730.50	5.85	276.73
Water Source Type: BOREH/WINDM GOV LAND;				
Contract No: 10306525 (22060797/11)				
	WRM Charge	12,623.00	5.85	738.45
Contract No: 10306526 (22060797/12)				
	WRM Charge	11,037.50	5.85	645.69
Contract No: 10307562 (22060797/8)				
	WRM Charge	6,311.50	5.85	369.22
Contract No: 10307563 (22060797/9)				
	WRM Charge	14,201.00	5.85	830.76
Total Charges				4,595.03

Bank Details: ABSA Bank
 Bank Name: BREEDE-OLIFANTS CATCHMENT MANAGEMENT AGENCY
 Account Type: Cheque Account Account Number: 4093406598
 Branch Code: 632005 Reference: Contract Acc. No

INVOICE

Customer No: 22119048
 Contract Acc: No: 101115021
 Document No: 412542172
 Document Date: 30.09.2024
 Payment Terms: 30 Days
 Due Date: 30.10.2024
 Customer VAT Reg. No:



YOUR CONTACT OFFICE:
 Breede- Olifants CMA Head Office
 Private Bag X3055
 Worcester
 6849

3 Mountain Mill Drive
 Unit 2
 Worcester 6850

PHONE 023 346 8000
 FAX 023 347 2012
 Email: lmgolozeli@bocma.co.za

Bill To:
 HEAD OF FINANCE
 BEAUFORT-WEST LOCAL MUNICIPALITY
 PRIVATE BAG 582
 BEAUFORT WEST
 6970

Water Use Description	Tariff Category	Quantity m3/HA Registered/Consumed	Unit Price (c/m3/HA)	Amount (Rand)
Property Details: Property Name: FARM 71; Property Number: 158135; Registration Division: BEAUFORT WEST; Portion Number: 4; Title Deed: Water Use Details: WMA: BREEDE-GOURITZ; Legal Sector Code: 21A Tk water fr a water resource; Water Use Sector: IRRIGATION; Water Source Type: BOREHOLE; Contract No: 10174040 (22119048/3) Water Use Period: 01.04.2024 to 30.09.2024				
	WRM Charge	876.00	3.26	28.56
Contract No: 10174042 (22119048/4) WRM Charge				
	WRM Charge	876.00	3.26	28.56
Contract No: 10174044 (22119048/5) WRM Charge				
	WRM Charge	876.00	3.26	28.56
Property Details: Property Name: BEAULIEU ESTATE; Property Number: 15835; Registration Division: FT; Portion Number: 426; Title Deed: T13874/1964 Water Use Details: WMA: BREEDE-GOURITZ; Legal Sector Code: 21A Tk water fr a water resource; Water Use Sector: IRRIGATION; Water Source Type: BOREHOLE; Contract No: 10177023 (22119048/6) WRM Charge				
	WRM Charge	876.00	3.26	28.56
Total Charges				114.24

INVOICE

Customer No: 22119048
 Contract Acc: No: 101138598
 Document No: 412543788
 Document Date: 30.09.2024
 Payment Terms: 30 Days
 Due Date: 30.10.2024
 Customer VAT Reg. No:



YOUR CONTACT OFFICE:
 Breede- Olifants CMA Head Office
 Private Bag X3055
 Worcester
 6849

3 Mountain Mill Drive
 Unit 2
 Worcester 6850

PHONE 023 346 8000
 FAX 023 347 2012
 Email: lmgolozeli@bocma.co.za

Bill To:
 HEAD OF FINANCE
 BEAUFORT-WEST LOCAL MUNICIPALITY
 PRIVATE BAG 582
 BEAUFORT WEST
 6970

Water Use Description	Tariff Category	Quantity m3/HA Registered/Consumed	Unit Price (c/m3/HA)	Amount (Rand)
Property Details: Property Name: FARM 71; Property Number: 158135; Registration Division: BEAUFORT WEST; Portion Number: 4; Title Deed: Water Use Details: WMA: BREEDE-GOURITZ; Legal Sector Code: 21A Tk water fr a water resource; Water Use Sector: DOMESTIC & INDUSTRIAL; Water Source Type: BOREHOLE; Contract No: 10177024 (22119048/7) Water Use Period: 01.04.2024 to 30.09.2024				
	WRM Charge	144,266.25	5.85	8,439.58
	Total Charges			8,439.58

Bank Details: ABSA Bank
 Bank Name: BREDE-OLIFANTS CATCHMENT MANAGEMENT AGENCY
 Account Type: Cheque Account
 Branch Code: 632005
 Account Number: 4093406598
 Reference: Contract Acc. No

INVOICE



BREDE-OLIFANTS

Customer No: 22100110
 Contract Acc. No: 101127067
 Document No: 412543016
 Document Date: 30.09.2024
 Payment Terms: 30 Days
 Due Date: 30.10.2024
 Customer VAT Reg. No:

YOUR CONTACT OFFICE:
 Brede- Olifants CMA Head Office
 Private Bag X3055
 Worcester
 6849


3 Mountain Mill Drive
 Unit 2
 Worcester 6850

PHONE 023 346 8000
 FAX 023 347 2012
 Email: lmgolozeli@bocma.co.za

Bill To:
 HEAD OF FINANCE
 BEAUFORT-WEST LOCAL MUNICIPALITY
 PRIVATE BAG X582
 BEAUFORT WEST
 6970

Water Use Description	Tariff Category	Quantity m3/HA Registered/Consumed	Unit Price (c/m3/HA)	Amount (Rand)
Property Details: Property Name: KLIPKRAAL; Property Number: 88895; Registration Division: BEAUFORT WEST; Portion Number: 0; Title Deed: T15569/2006 Water Use Details: WMA: BREDE-GOURITZ; Legal Sector Code: 21A Tk water fr a water resource; Water Use Sector: DOMESTIC & INDUSTRIAL; Water Source Type: RIVER/STREAM; Contract No: 10171627 (22100110/1) Water Use Period: 01.04.2024 to 30.09.2024				
	WRM Charge	49,463.00	5.85	2,893.59
	Total Charges			2,893.59

Bank Details: ABSA Bank
 Bank Name: BREDE-OLIFANTS CATCHMENT MANAGEMENT AGENCY
 Account Type: Cheque Account
 Branch Code: 632005
 Account Number: 4093406598
 Reference: Contract Acc. No



Private Bag 582
Beaufort West
Beaufort West - 6970

Tel: 023 414 8100
Fax: 023 414 8105
Email: treasury@beaufortwestmun.co.za
Website: www.beaufortwestmun.co.za
VAT Reg.: 4000846388

Payment Instruction Detail

Status - Awaiting Payment Approval									
Payment Instruction Number	Payment Instruction Date	Payment Id	Payment Doc Number	Payment Type	Transaction Type	Cashbook	Payment Due Date	Total Payment Amount	Outstanding Payment Amount
PI11/27/00038071/2024-2025	27/11/2024	38071	15/20329	Normal	Exp - Direct Payment EFT	Nedbank 2025	29/11/2024	R 18 814.35	R 18 814.35

VENDOR DETAILS

Vendor Name	Vendor Number	Bank	Account Number	Branch Code	Account Type	Payment Reference
BREEDE GOURITZ	SCM/745	ABSA BANK LIMITED	4093406598	632005	Cheque/Current Account	BREEDE GOURITZ

INVOICE DETAILS

Invoice Number	Vendor/ Creditor Invoice Number	Vendor Invoice Date	Goods/Service Description	Invoice Amount (excl. VAT)	VAT	Invoice Amount (Incl. VAT) Payment	Reason for Late Payment
SP118/11/00019296/2024-2025	INV101788451	30/10/2024	Water Services Programme_Water Treatment Project / Water / ACC NO:101415651, Water Services Programme_Water Treatment Project / Water / ACC NO: 101123171, Water Services Programme_Water Treatment Project / Water / ACC NO: 101788451, Water Services Programme_Water Treatment Project / Water / ACC NO: 101115021, Water Services Programme_Water Treatment Project / Water / ACC NO: 101138598, Water Services Programme_Water Treatment Project / Water / ACC NO: 101127067	R 4 595.03	R 0.00	R 4 595.03	
SP118/11/00019296/2024-2025	INV412542172	30/10/2024	Water Services Programme_Water Treatment Project / Water / ACC NO:101415651, Water Services Programme_Water Treatment Project /	R 114.24	R 0.00	R 114.24	



Proof of payment

Date: 04/12/2024 Time: 7:47:44 AM

Profile name:	BEAUFORT WEST MUNICIPALITY
Batch reference number:	1941317344
Reference number:	000000004953695658
Payment date:	29/11/2024
From account name:	*BEAUFORT WEST MUNICIPALITY
From account description:	*BEAUFORT WEST MUNICIPALITY
From account statement description:	15/20329*BREEDE GOUR
Beneficiary account / cell phone number:	4093406598
Beneficiary/ Recipient name:	BREEDE GOURITZ
Beneficiary statement description:	Beaufort West Municipality
Branch code:	632005
Amount:	18,514.35

Additional comments by payer:

View your account to confirm that you have received this payment.

- All payments are subject to clearing rules.

Please refer to landing page for cut off times and telephone numbers.

PI11/2760038075



**BEAUFORT-WES - BEAUFORT WEST - BHOBHOFOLO
MUNISIPALITEIT - MUNICIPALITY - U MASIPALA WASE**

DEPARTEMENT: FINANSIËLE DIENSTE / DEPARTMENT: FINANCIAL SERVICES

**ELEKTRONIESE BETALING / ELECTRONIC PAYMENT(EFT)
BETALINGSADVIES / PAYMENT VOUCHER**

Tel # 023 414 8100

BTW/ VAT #: 40008 46 388

Privaatsak/Private Bag 582

E-mail: treasury@beaufortwestmun.co.za

Beaufort-Wes/West 6970

DT AAN:

Vendor Code

DT TO:

Verw. / Ref. #

BREEDÉ GOURITZ

ABSA

Bewys / Voucher #

20333

Code 632,005

Besending/ Batch #

DMM 2411

Bank 4,093,406,598

Datum/Date

2024/11/

		R	2,437.50
ACC NO: 101123171 - INV412531320		R	334.41
ACC NO: 101415651 - INV412531440		R	768.69
ACC NO: 101115488 - INV412531300			
		R	3,540.60
Pos / Vote #	Bedrag / Amount	Totaal / Total	
8178	R 3,540.60		
Totaal Debiete			
BANK	R 3,540.60		
8980 2500 0000	Kt / Ct	R	3,540.60

Korrek Gesertifiseer

Certified Correct

^^ Prepared By

Approval for payment signed by CFO

Private Bag 582
Beaufort West
Beaufort West - 6970

Tel: 023 414 8100
Fax: 023 414 8105
Email: treasury@beaufortwestmun.co.za
Website: www.beaufortwestmun.co.za
VAT Reg:- 4000846388

Payment Instruction Detail

Status - Awaiting Payment Approval									
Payment Instruction Number	Payment Instruction Data	Payment Id	Payment Doc Number	Payment Type	Transaction Type	Cashbook	Payment Due Date	Total Payment Amount	Outstanding Payment Amount
PI11/27/00038075/2024-2025	27/11/2024	38075	15/20333	Normal	Exp - Direct Payment EFT	Nedbank 2025	29/11/2024	R 3 540.60	R 3 540.60

VENDOR DETAILS

Vendor Name	Vendor Number	Bank	Account Number	Branch Code	Account Type	Payment Reference
BREEDE GOURITZ	SCM/745	ABSA BANK LIMITED	4093406598	632005	Cheque/Current Account	BREEDE GOURITZ

INVOICE DETAILS

Invoice Number	Vendor / Creditor Invoice Number	Vendor Invoice Date	Goods / Service Description	Invoice Amount (excl. VAT)	VAT	Invoice Amount (Incl. VAT)	Reason for Late Payment
SPI18/11/00019300/2024-2025	INV412531300	30/10/2024	Water Services Programme_Water Treatment Project / Water / ACC NO: 101123171, Water Services Programme_Water Treatment Project / Water / ACC NO:101415651, Water Services Programme_Water Treatment Project / Water / ACC NO: 101115488	R 768.69	R 0.00	R 768.69	
SPI18/11/00019300/2024-2025	INV412531320	30/10/2024	Water Services Programme_Water Treatment Project / Water / ACC NO: 101123171, Water Services Programme_Water Treatment Project / Water / ACC NO:101415651, Water Services Programme_Water Treatment Project / Water / ACC NO: 101115488	R 2 437.50	R 0.00	R 2 437.50	
SPI18/11/00019300/2024-2025	INV412531440	30/10/2024	Water Services Programme_Water Treatment Project / Water / ACC NO: 101123171, Water Services Programme_Water Treatment Project /	R 334.41	R 0.00	R 334.41	

INVOICE

NWRI Customer Ref no: 60001054
 Customer No: 22060065
 Contract Acc. No: 101123171
 Document No: 412531320
 Document Date: 31.08.2024
 Payment Terms: 30 Days
 Due Date: 30.09.2024
 Customer VAT Reg. No: 4000846388

**BREDE-OLIFANTS**

YOUR CONTACT OFFICE:
 Breede-Olifants CMA Head Office
 Private Bag X3055
 Worcester
 6849

3 Mountain Mill Drive
 Unit 2
 Worcester 6850

PHONE 023 346 8000
 FAX 023 347 2012
 Email: lmgolozeli@bocma.co.za

Bill To:
 HEAD OF FINANCE
 BEAUFORT-WEST LOCAL MUNICIPALITY
 PRIVATE BAG X582
 BEAUFORT WEST
 6970

Water Use Description	Tariff Category	Quantity m3/HA Registered/Consumed	Unit Price (c/m3/HA)	Amount (Rand)
-----------------------	-----------------	---------------------------------------	-------------------------	---------------

Property Details: Property Name: ERF 1943; Property Number: 33740; Registration Division: BEAUFORT WEST;
 Portion Number: 0; Title Deed: T12772/2003
 Water Use Details: WMA: BREDE-GOURITZ; Legal Sector Code: 21A Tk water fr a water resource;
 Water Use Sector: DOMESTIC & INDUSTRIAL;
 Water Source Type: SCHEME;

Contract No: 10177286 (22060065/2)
 Water Use Period: 01.08.2024 to 31.08.2024

WRM Charge	41,666.67	5.85	2,437.50
Total Charges			2,437.50

INVOICE

Customer No: 22060797
 Contract Acc. No: 101415651
 Document No: 412531440
 Document Date: 31.08.2024
 Payment Terms: 30 Days
 Due Date: 30.09.2024
 Customer VAT Reg. No: 4000846388

**BREDE-OLIFANTS**

Bill To:
 HEAD OF FINANCE
 BEAUFORT-WEST LOCAL MUNICIPALITY
 PO BOX 582
 BEAUFORT WEST
 6970

YOUR CONTACT OFFICE:
 Breede-Olifants CMA Head Office
 Private Bag X3055
 Worcester
 6849

3 Mountain Mill Drive
 Unit 2
 Worcester 6850

PHONE 023 346 8000
 FAX 023 347 2012
 Email: imgolozeli@bocma.co.za

Water Use Description	Tariff Category	Quantity m3/HA Registered/Consumed	Unit Price (c/m3/HA)	Amount (Rand)
Property Details: Property Name: ERF 4; Property Number: 191840; Registration Division: ; Portion Number: ; Title Deed: Water Use Details: WMA: ; Legal Sector Code: 21G Disposing of waste; Water Use Sector: Waste Discharge Dom & Ind; Water Source Type: ; Contract No: 10349463 (22060797/2) Water Use Period: 01.08.2024 to 31.08.2024				
	Waste Discharge Charges	4,833.33	5.67	274.05
Property Details: Property Name: VAN DER BYLS KRAAL; Property Number: 191870; Registration Division: ; Portion Number: ; Title Deed: Water Use Details: WMA: ; Legal Sector Code: 21G Disposing of waste; Water Use Sector: Waste Discharge Dom & Ind; Water Source Type: ; Contract No: 10349556 (22060797/3)				
	Waste Discharge Charges	1,064.58	5.67	60.36
	Total Charges			334.41

Bank Details: ABSA Bank
 Bank Name: BREDE-OLIFANTS CATCHMENT MANAGEMENT AGENCY
 Account Type: Cheque Account
 Branch Code: 632005
 Account Number: 4093406598
 Reference: Contract Acc. No

INVOICE

Customer No: 22128706
 Contract Acc. No: 101115488
 Document No: 412531300
 Document Date: 31.08.2024
 Payment Terms: 30 Days
 Due Date: 30.09.2024
 Customer VAT Reg. No: 4000846388

**BREDE-OLIFANTS**

YOUR CONTACT OFFICE:
 Breede-Olifants CMA Head Office
 Private Bag X3055
 Worcester
 6849

3 Mountain Mill Drive
 Unit 2
 Worcester 6850

PHONE 023 346 8000
 FAX 023 347 2012
 Email: lmgolozeli@bocma.co.za

Bill To:

HEAD OF FINANCE
 BEAUFORT-WEST LOCAL MUNICIPALITY
 PRIVATE BAG X582
 BEAUFORT WEST
 6970

Water Use Description	Tariff Category	Quantity m3/HA Registered/Consumed	Unit Price (c/m3/HA)	Amount (Rand)
-----------------------	-----------------	---------------------------------------	-------------------------	---------------

Property Details: Property Name: STEENROTSFONTEIN; Property Number: 114035; Registration Division: BEAUFORT WEST;
 Portion Number: 1; Title Deed: T37742/1981
 Water Use Details: WMA: BREEDE-GOURITZ; Legal Sector Code: 21A Tk water fr a water resource;
 Water Use Sector: DOMESTIC & INDUSTRIAL;
 Water Source Type: BOREHOLE;
 Contract No: 10174525 (22128706/2)
 Water Use Period: 01.08.2024 to 31.08.2024

WRM Charge	7,884.00	5.85	461.21
------------	----------	------	--------

Property Details: Property Name: QUAGGAS FONTEIN; Property Number: 101120; Registration Division: BEAUFORT WEST;
 Portion Number: 0; Title Deed: T3321/2005
 Water Use Details: WMA: BREEDE-GOURITZ; Legal Sector Code: 21A Tk water fr a water resource;
 Water Use Sector: DOMESTIC & INDUSTRIAL;
 Water Source Type: BOREHOLE;

Contract No: 10177110 (22128706/1)
 WRM Charge

WRM Charge	5,256.00	5.85	307.48
------------	----------	------	--------

Total Charges			768.69
----------------------	--	--	---------------



Proof of payment

Date: 04/12/2024 Time: 7:47:44 AM

Profile name:	BEAUFORT WEST MUNICIPALITY
Batch reference number:	1941317344
Reference number:	000000004953695662
Payment date:	29/11/2024
From account name:	*BEAUFORT WEST MUNICIPALITY
From account description:	*BEAUFORT WEST MUNICIPALITY
From account statement description:	15/20333*BREEDE GOUR
Beneficiary account / call phone number:	4093406598
Beneficiary/ Recipient name:	BREEDE GOURITZ
Beneficiary statement description:	Beaufort West Municipality
Branch code:	632005
Amount:	3,540.60

Additional comments by payer:

View your account to confirm that you have received this payment.

- All payments are subject to clearing rules.

Please refer to landing page for cut off times and telephone numbers.

Private Bag 582
Beaufort West
Beaufort West - 8970

Tel: 023 414 8100
Fax: 023 414 8105
Email: treasury@beaufortwestmun.co.za
Website: www.beaufortwestmun.co.za
VAT Reg- 4000946366



Payment Instruction Detail

Status - Awaiting Payment Approval

Payment Instruction Number	Payment Instruction Date	Payment Id	Payment Doc Number	Payment Type	Transaction Type	Cashbook	Payment Due Date	Total Payment Amount	Outstanding Payment Amount
P11/27/00038074/2024-2025	27/11/2024	38074	15/20332	Normal	Exp - Direct Payment EFT	Nedbank 2025	18/12/2024	R 1 337.64	R 1 337.64

VENDOR DETAILS

Vendor Name	Vendor Number	Bank	Account Number	Branch Code	Account Type	Payment Reference
BREEDE GOURITZ	SCM/745	ABSA BANK LIMITED	4093406598	632005	Cheque/Current Account	BREEDE GOURITZ

INVOICE DETAILS

Invoice Number	Vendor / Creditor Invoice Number	Vendor Invoice Date	Goods / Service Description	Invoice Amount (excl. VAT)	VAT	Invoice Amount (Incl. VAT)	Reason for Late Payment
SPI18/11/00019299/2024-2025	INV412512731	18/11/2024	Water Services Programme_Water Treatment Project / Water / ACC NO:101415651, Water Services Programme_Water Treatment Project / Water / ACC NO:101415651	R 1 003.23	R 0.00	R 1 003.23	
SPI18/11/00019299/2024-2025	INV412524813	18/11/2024	Water Services Programme_Water Treatment Project / Water / ACC NO:101415651, Water Services Programme_Water Treatment Project / Water / ACC NO:101415651	R 334.41	R 0.00	R 334.41	

INVOICE

Customer No: 22060797
 Contract Acc. No: 101415651
 Document No: 412512731
 Document Date: 30.06.2024
 Payment Terms: 30 Days
 Due Date: 30.07.2024
 Customer VAT Reg. No: 4000846388

**BREEDE-OLIFANTS**

Bill To:
 HEAD OF FINANCE
 BEAUFORT-WEST LOCAL MUNICIPALITY
 PO BOX 582
 BEAUFORT WEST
 6970

YOUR CONTACT OFFICE:
 Breede-Olifants CMA Head Office
 Private Bag X3055
 Worcester
 6849

3 Mountain Mill Drive
 Unit 2
 Worcester 6850

PHONE 023 346 8000
 FAX 023 347 2012
 Email: lmgolozeli@bocma.co.za

Water Use Description	Tariff Category	Quantity m3/HA Registered/Consumed	Unit Price (c/m3/HA)	Amount (Rand)
Property Details: Property Name: ERF 4; Property Number: 191840; Registration Division: ; Portion Number: ; Title Deed: Water Use Details: WMA: ; Legal Sector Code: 21G Disposing of waste; Water Use Sector: Waste Discharge Dom & Ind; Water Source Type: ; Contract No: 10349463 (22060797/2) Water Use Period: 01.04.2024 to 30.04.2024				
	Waste Discharge Charges	4,833.33	5.67	274.05
Water Use Period: 01.05.2024 to 31.05.2024				
	Waste Discharge Charges	4,833.33	5.67	274.05
Water Use Period: 01.06.2024 to 30.06.2024				
	Waste Discharge Charges	4,833.33	5.67	274.05
Property Details: Property Name: VAN DER BYLS KRAAL; Property Number: 191870; Registration Division: ; Portion Number: ; Title Deed: Water Use Details: WMA: ; Legal Sector Code: 21G Disposing of waste; Water Use Sector: Waste Discharge Dom & Ind; Water Source Type: ; Contract No: 10349556 (22060797/3) Water Use Period: 01.04.2024 to 30.04.2024				
	Waste Discharge Charges	1,064.58	5.67	60.36
Water Use Period: 01.05.2024 to 31.05.2024				
	Waste Discharge Charges	1,064.58	5.67	60.36
Water Use Period: 01.06.2024 to 30.06.2024				
	Waste Discharge Charges	1,064.58	5.67	60.36
Total Charges				1,003.23

Bank Details: ABSA Bank
 Bank Name: BREEDE-OLIFANTS CATCHMENT MANAGEMENT AGENCY
 Account Type: Cheque Account
 Branch Code: 632005
 Account Number: 4093406598
 Reference: Contract Acc. No

INVOICE

Customer No: 22060797
 Contract Acc. No: 101415651
 Document No: 412524813
 Document Date: 31.07.2024
 Payment Terms: 30 Days
 Due Date: 30.08.2024
 Customer VAT Reg. No: 4000846388



YOUR CONTACT OFFICE:
 Breede-Olifants CMA Head Office
 Private Bag X3055
 Worcester 6849
 3 Mountain Mill Drive
 Unit 2
 Worcester 6850
 PHONE 023 346 8000
 FAX 023 347 2012
 Email: lmgolozeli@bocma.co.za

Bill To:
 HEAD OF FINANCE
 BEAUFORT-WEST LOCAL MUNICIPALITY
 PO BOX 582
 BEAUFORT WEST
 6970

Water Use Description	Tariff Category	Quantity m3/HA Registered/Consumed	Unit Price (c/m3/HA)	Amount (Rand)
Property Details: Property Name: ERF 4; Property Number: 191840; Registration Division: ; Portion Number: ; Title Deed: Water Use Details: WMA: ; Legal Sector Code: 21G Disposing of waste; Water Use Sector: Waste Discharge Dom & Ind; Water Source Type: ; Contract No: 10349463 (22060797/2) Water Use Period: 01.07.2024 to 31.07.2024				
	Waste Discharge Charges	4,833.33	5.67	274.05
Property Details: Property Name: VAN DER BYLS KRAAL; Property Number: 191870; Registration Division: ; Portion Number: ; Title Deed: Water Use Details: WMA: ; Legal Sector Code: 21G Disposing of waste; Water Use Sector: Waste Discharge Dom & Ind; Water Source Type: ; Contract No: 10349556 (22060797/3)				
	Waste Discharge Charges	1,064.58	5.67	60.36
	Total Charges			334.41

Bank Details: ABSA Bank
 Bank Name: BREDE-OLIFANTS CATCHMENT MANAGEMENT AGENCY
 Account Type: Cheque Account
 Branch Code: 632005
 Account Number: 4093406598
 Reference: Contract Acc. No



Proof of payment

Date: 04/12/2024 Time: 7:47:44 AM

Profile name:	BEAUFORT WEST MUNICIPALITY
Batch reference number:	1941317344
Reference number:	000000004953695661
Payment date:	29/11/2024
From account name:	*BEAUFORT WEST MUNICIPALITY
From account description:	*BEAUFORT WEST MUNICIPALITY
From account statement description:	15/20332*BREDE GOUR
Beneficiary account / cell phone number:	4093406598
Beneficiary/ Recipient name:	BREDE GOURITZ
Beneficiary statement description:	Beaufort West Municipality
Branch code:	632005
Amount:	1,337.64

Additional comments by payer:

View your account to confirm that you have received this payment.

- All payments are subject to clearing rules.

Please refer to landing page for cut off times and telephone numbers.



Private Bag 582
Beaufort West
Beaufort West - 6970

Tel: 023 414 8100
Fax: 023 414 8105
Email: treasury@beaufortwestmun.co.za
Website: www.beaufortwestmun.co.za
VAT Reg: - 4000846388

Payment Instruction Detail

Status - Awaiting Payment Approval									
Payment Instruction Number	Payment Instruction Date	Payment Id	Payment Doc Number	Payment Type	Transaction Type	Cashbook	Payment Due Date	Total Payment Amount	Outstanding Payment Amount
P11/27/00038072/2024-2025	27/11/2024	38072	15/20330	Normal	Exp - Direct Payment EFT	Nedbank 2025	18/12/2024	R 334.41	R 334.41


VENDOR DETAILS

Vendor Name	Vendor Number	Bank	Account Number	Branch Code	Account Type	Payment Reference
BREEDE GOURITZ	SCM/745	ABSA BANK LIMITED	4093406598	632005	Cheque/Current Account	BREEDE GOURITZ

INVOICE DETAILS

Invoice Number	Vendor / Creditor Invoice Number	Vendor Invoice Date	Goods/Service Description	Invoice Amount (excl. VAT)	VAT	Invoice Amount (Incl. VAT)	Reason for Late Payment
SPI18/11/00019302/2024-2025	INV4.12585250	18/11/2024	Water Services Programme, Water Treatment Project / Water / ACC NO: 101415651	R 334.41	R 0.00	R 334.41	

Private Bag 582
Beaufort West
Beaufort West - 6970



Tel: 023 414 8100
Fax: 023 414 8105
Email: treasury@beaufortwestmun.co.za
Website: www.beaufortwestmun.co.za
VAT Reg: - 4000846388

Sundry Invoice Detail

Invoice Number SPI18/11/00019302/2024-2025 **Vendor Name** BREEDE GOURITZ
Invoice Date 18/11/2024 **Vendor Number** SCM/745
Company Type

Vendor Invoice Number	Project Name	Project Item	Plan Item ID	Purchase Item	Quantity	Unit Price	Invoice Amount (Excl. VAT)	VAT	Invoice Amount (Incl. VAT)
INV412585250	8178 - Water Services Programme_ Water Treatment Project	Water IE00700400000000000000000000000000	156446	ACC NO: 101415651	1.0000	R 334.41	R 334.41	R 0.00	R 334.41
Total Amount							R 334.41	R 0.00	R 334.41

Print Date: 18/11/2024 12:15 PM

User: Desierita Mahani

Page 1 of 1

27 235,09

INVOICE

Customer No: 22060797
 Contract Acc. No: 101415651
 Document No: 412585250
 Document Date: 31.10.2024
 Payment Terms: 30 Days
 Due Date: 02.12.2024
 Customer VAT Reg. No: 4000846388



Bill To:
 HEAD OF FINANCE
 BEAUFORT-WEST LOCAL MUNICIPALITY
 PO BOX 582
 BEAUFORT WEST
 6970

YOUR CONTACT OFFICE:
 Breede-Olifants CMA Head Office
 Private Bag X3055
 Worcester
 6849
 3 Mountain Mill Drive
 Unit 2
 Worcester 6850
 PHONE 023 346 8000
 FAX 023 347 2012
 Email: lmgolozeli@bocma.co.za

Water Use Description	Tariff Category	Quantity m3/HA Registered/Consumed Price (c/m3/HA)	Unit	Amount (Rand)
Property Details: Property Name: ERF 4; Property Number: 191840; Registration Division: ; Portion Number: ; Title Deed: Water Use Details: WMA: ; Legal Sector Code: 21G Disposing of waste; Water Use Sector: Waste Discharge Dom & Ind; Water Source Type: ; Contract No: 10349463 (22060797/2) Water Use Period: 01.10.2024 to 31.10.2024				
	Waste Discharge Charges	4,833.33	5.67	274.05
Property Details: Property Name: VAN DER BYLS KRAAL; Property Number: 191870; Registration Division: ; Portion Number: ; Title Deed: Water Use Details: WMA: ; Legal Sector Code: 21G Disposing of waste; Water Use Sector: Waste Discharge Dom & Ind; Water Source Type: ; Contract No: 10349556 (22060797/3)				
	Waste Discharge Charges	1,064.58	5.67	60.36
	Total Charges			334.41

Bank Details: ABSA Bank
 Bank Name: BREEDE-OLIFANTS CATCHMENT MANAGEMENT AGENCY
 Account Type: Cheque Account
 Branch Code: 632005
 Account Number: 4093406598
 Reference: Contract Acc. No



Proof of payment

Date: 04/12/2024 Time: 7:47:44 AM

Profile name:	BEAUFORT WEST MUNICIPALITY
Batch reference number:	1941317344
Reference number:	000000004953695659
Payment date:	29/11/2024
From account name:	*BEAUFORT WEST MUNICIPALITY
From account description:	*BEAUFORT WEST MUNICIPALITY
From account statement description:	15/20330*BREEDE GOUR
Beneficiary account / cell phone number:	4093406598
Beneficiary/ Recipient name:	BREEDE GOURITZ
Beneficiary statement description:	Beaufort West Municipality
Branch code:	632005
Amount:	334.41

Additional comments by payer:

View your account to **confirm that you have received this payment.**

- All payments are subject to clearing rules.

Please refer to landing page for cut off times and telephone numbers.

Private Bag 582
Beaufort West
Beaufort West - 6970

Tel: 023 414 8100
Fax: 023 414 8105
Email: treasury@beaufortwestmun.co.za
Website: www.beaufortwestmun.co.za
VAT Reg:- 400646388

Payment Instruction Detail

Status - Awaiting Payment Approval									
Payment Instruction Number	Payment Instruction Date	Payment Id	Doc Number	Payment Type	Transaction Type	Cashbook	Payment Due Date	Total Payment Amount	Outstanding Payment Amount
PT11/27/00038073/2024-2025	27/11/2024	38073	15/20331	Normal	Exp - Direct Payment EFT	Netbank 2025	18/12/2024	R 3 206.19	R 3 206.19

VENDOR DETAILS

Vendor Name	Vendor Number	Bank	Account Number	Branch Code	Account Type	Payment Reference
BREEDE GOURITZ	SCM/745	ABSA BANK LIMITED	4093406598	632005	Cheque/Current Account	BREEDE GOURITZ

INVOICE DETAILS

Invoice Number	Vendor/ Creditor Invoice Number	Vendor Invoice Date	Goods/Service Description	Invoice Amount (excl. VAT)	VAT	Invoice Amount (Incl. VAT)	Reason for Late Payment
SP118/11/00019298/2024-2025	INV412585107	18/11/2024	Water Services Programme_ Water Treatment Project / Water / ACC NO: 101115488, Water Services Programme_ Water Treatment Project / Water / ACC NO: 101123171	R 768.69	R 0.00	R 768.69	
SP118/11/00019298/2024-2025	INV412585127	18/11/2024	Water Services Programme_ Water Treatment Project / Water / ACC NO: 101115488, Water Services Programme_ Water Treatment Project / Water / ACC NO: 101123171	R 2 437.50	R 0.00	R 2 437.50	

Find | Next

Private Bag 592
Beaufort West
Beaufort West - 6970



Tel: 023 414 8100
Fax: 023 414 8105
Email: treasury@beaufortwestmun.co.za
Website: www.beaufortwestmun.co.za
VAT Reg: - 4000846388

Sundry Invoice Detail

Invoice Number SPI18/11/00019298/2024-2025 **Vendor Name** BREEDE GOURITZ
Invoice Date 18/11/2024 **Vendor Number** SCM/745
Company Type

Vendor Invoice Number	Project Name	Project Item	Project Item	Plan Item ID	Purchase Item	Quantity	Unit Price	Invoice Amount (Excl. VAT)	VAT	Invoice Amount (Incl. VAT)
INV412585107	8178 - Water Services Programme_Water Treatment Project	Water IE00700400000000000000000000000000	156446	ACC NO: 101115488	1.0000	R 768.69	R 768.69	R 0.00	R 768.69	
INV412585127	8178 - Water Services Programme_Water Treatment Project	Water IE00700400000000000000000000000000	156446	ACC NO: 101123171	1.0000	R 2 437.50	R 2 437.50	R 0.00	R 2 437.50	
Total Amount								R 3 206.19	R 0.00	R 3 206.19

Print Date: 18/11/2024 11:05 AM

User: Desirina Melani

Page 1 of 1

INVOICE

Customer No: 22128706
 Contract Acc. No: 101115488
 Document No: 412585107
 Document Date: 31.10.2024
 Payment Terms: 30 Days
 Due Date: 02.12.2024
 Customer VAT Reg. No: 4000846388

**BREEDE-OLIFANTS**

YOUR CONTACT OFFICE:
 Breede-Olifants CMA Head Office
 Private Bag X3055
 Worcester
 6849

3 Mountain Mill Drive
 Unit 2
 Worcester 6850

PHONE 023 346 8000
 FAX 023 347 2012
 Email: imgolozeli@bocma.co.za

Bill To:

HEAD OF FINANCE
 BEAUFORT-WEST LOCAL MUNICIPALITY
 PRIVATE BAG X582
 BEAUFORT WEST
 6970

Water Use Description	Tariff Category	Quantity m3/HA Registered/Consumed	Unit Price (c/m3/HA)	Amount (Rand)
-----------------------	-----------------	---------------------------------------	-------------------------	---------------

Property Details: Property Name: STEENROTSFONTEIN; Property Number: 114035; Registration Division: BEAUFORT WEST;
 Portion Number: 1; Title Deed: T37742/1981
 Water Use Details: WMA: BREEDE-GOURITZ; Legal Sector Code: 21A Tk water fr a water resource;
 Water Use Sector: DOMESTIC & INDUSTRIAL;
 Water Source Type: BOREHOLE;
 Contract No: 10174525 (22128706/2)
 Water Use Period: 01.10.2024 to 31.10.2024

WRM Charge	7,884.00	5.85	461.21
------------	----------	------	--------

Property Details: Property Name: QUAGGAS FONTEIN; Property Number: 101120; Registration Division: BEAUFORT WEST;
 Portion Number: 0; Title Deed: T3321/2005
 Water Use Details: WMA: BREEDE-GOURITZ; Legal Sector Code: 21A Tk water fr a water resource;
 Water Use Sector: DOMESTIC & INDUSTRIAL;
 Water Source Type: BOREHOLE;

Contract No: 10177110 (22128706/1)
 WRM Charge

WRM Charge	5,256.00	5.85	307.48
------------	----------	------	--------

Total Charges			768.69
----------------------	--	--	---------------

Bank Details: ABSA Bank
 Bank Name: BREEDE-OLIFANTS CATCHMENT MANAGEMENT AGENCY
 Account Type: Cheque Account
 Branch Code: 632005
 Account Number: 4093406598
 Reference: Contract Acc. No

INVOICE

NWRI Customer Ref no: 60001054
 Customer No: 22060065
 Contract Acc. No: 101123171
 Document No: 412585127
 Document Date: 31.10.2024
 Payment Terms: 30 Days
 Due Date: 02.12.2024
 Customer VAT Reg. No: 4000846388



BREDE-OLIFANTS
 CATCHMENT MANAGEMENT AGENCY

Bill To:
 HEAD OF FINANCE
 BEAUFORT-WEST LOCAL MUNICIPALITY
 PRIVATE BAG X582
 BEAUFORT WEST
 6970

YOUR CONTACT OFFICE:
 Breede-Olifants CMA Head Office
 Private Bag X3055
 Worcester
 6849

3 Mountain Mill Drive
 Unit 2
 Worcester 6850

PHONE 023 346 8000
 FAX 023 347 2012
 Email: lmgolozeli@bocma.co.za

Water Use Description	Tariff Category	Quantity m3/HA Registered/Consumed	Unit Price (c/m3/HA)	Amount (Rand)
-----------------------	-----------------	---------------------------------------	-------------------------	---------------

Property Details: Property Name: ERF 1943; Property Number: 33740; Registration Division: BEAUFORT WEST;
 Portion Number: 0; Title Deed: T12772/2003
 Water Use Details: WMA: BREDE-GOURITZ; Legal Sector Code: 21A Tk water fr a water resource;
 Water Use Sector: DOMESTIC & INDUSTRIAL;
 Water Source Type: SCHEME;
 Contract No: 10177286 (22060065/2)
 Water Use Period: 01.10.2024 to 31.10.2024

WRM Charge	41,666.67	5.85	2,437.50
Total Charges			2,437.50



Proof of payment

Date: 04/12/2024 Time: 7:47:44 AM

Profile name:	BEAUFORT WEST MUNICIPALITY
Batch reference number:	1941317344
Reference number:	000000004953695660
Payment date:	29/11/2024
From account name:	*BEAUFORT WEST MUNICIPALITY
From account description:	*BEAUFORT WEST MUNICIPALITY
From account statement description:	15/20331*BREEDE GOUR
Beneficiary account / cell phone number:	4093406598
Beneficiary/ Recipient name:	BREEDE GOURITZ
Beneficiary statement description:	Beaufort West Municipality
Branch code:	632005
Amount:	3,206.19

Additional comments by payer:

View your account to confirm that you have received this payment.

- All payments are subject to clearing rules.

Please refer to landing page for cut off times and telephone numbers.



Private Bag 582
Beaufort West
Beaufort West - 6970

Tel: 023 414 8100
Fax: 023 414 8105
Email: treasury@beaufortwestmun.co.za
Website: www.beaufortwestmun.co.za
VAT Reg:- 4000646388

Payment Instruction Detail

Status - Awaiting Payment Approval									
Payment Instruction Number	Payment Instruction Date	Payment Id	Doc Number	Payment Type	Transaction Type	Cashbook	Payment Due Date	Total Payment Amount	Outstanding Payment Amount
PT11/27/00038066/2024-2025	27/11/2024	38066	15/20324	Normal	Exp - Direct Payment EFT	Nedbank 2025	04/12/2024	R 48 907.20	R 48 907.20

VENDOR DETAILS

Vendor Name	Vendor Number	Bank	Account Number	Branch Code	Account Type	Payment Reference
J NEL	SCM/414	Absa Bank	1540580193	334108	Cheque/Current Account	J NEL

INVOICE DETAILS

Invoice Number	Vendor / Creditor Invoice Number	Vendor Invoice Date	Goods/Service Description	Invoice Amount (excl. VAT)	VAT	Invoice Amount (Incl. VAT)	Reason for Late Payment
SPT6/11/00019184/2024-2025	INV NO.78	04/11/2024	Water Services Programme, Water Treatment Project / Water / 01 OCTOBER 2024 TO 31 OCTOBER 2024	R 42 528.00	R 6 379.20	R 48 907.20	



MUNISIPALITEIT / MUNICIPALITY
BEAUFORT-WES/BEAUFORT WEST/BHOBHOFOLO
Departement van die Direkteur: Ingenieursdienste / Department of the Director: Engineering Services
Isebe Lomphathi Owongameleyo: Kwicandelo Lezenjineli

MAGTIGING VIR BETALING

Hiermee verleen ek **Luzuko Nqotola**, Direkteur: Infrastruktuur Dienste

goedkeuring vir die betaling van..... aan Mr.....

GOEDKEUR	
NIE GOEDGEKEUR	

L. NQOTOLA
DIREKTEUR:INFRASTRUKTUUR DIENSTE

AUTHORISATION FOR PAYMENT

I **Luzuko Nqotola**, Director: Infrastructure Services, hereby approve the

Payment of R 48,907.20 to Mr J. Nel Steenrotsfontein

APPROVED	<input checked="" type="checkbox"/>
DISAPPROVED	<input type="checkbox"/>

L. NQOTOLA
DIRECTOR: INFRASTRUCTURE SERVICES



**MUNISIPALITEIT / MUNICIPALITY / UMASIPALA-WASE
BEAUFORT-WES / BEAUFORT WEST / BHOBHOFOLO**

DEPARTEMENT VAN DIE DIREKTEUR: INGENIEURSDIENSTE
DEPARTMENT OF THE DIRECTOR: ENGINEERING SERVICES
ISEBE LOMPHATHI OWONGAMELEYO: KWICANDELO LEZENJINELI

Rig asseblief alle korrespondensie aan die Munisipale Bestuurder/Kindly address all correspondence to the Municipal Manager/Yonke inbelelwano mayithunyethwa kuMlawuli kaMasipala

Verwysing
Reference
Isalathiso 13/1/2/2: Water Purchase: Steenrotsfontein

Privaatsak / Private Bag 582
Faks / Fax 023-415 2811
Tel 023-4148101

Navrae
Enquiries
Imibuzo C.B. Wright

E-pos / E-mail : louw@beaufortwestmun.co.za
Birdstraat 61/63 Bird Street
BEAUFORT-WES
BEAUFORT WEST
6970

Datum
Date 04 November 2024

MEMORANDUM TO ACTING CHIEF FINANCIAL OFFICER

PURCHASES RAW WATER: MR. J.NEL: STEENROTSFONTEIN

Find attached invoice no.78 , dated 04 November 2024 from Mr. J.Nel for the purchases of raw water for the period 01 October 2024 to 31 October 2024, from the farm Steenrotsfontein.

30 567m ³ kiloliter raw water	@ R1.60 (incl VAT)	R 42,528.00
Plus 15% VAT		<u>R 6,379.20</u>
Amount payable to J.Nel		R 48,907.20

Please make an electronic transfer in favour of J.Nel. The bank details are: J.Nel, ABSA Beaufort-Wes, Account number: 154 058 0193. The payment must be made from vote number 4050-0600-0000.

It is hereby certified that the amount of R48,907.20 has not been previously paid out.

For your further attention and settlement.


C.B WRIGHT
SENIOR MANAGER:TECHNICAL SERVICES
/hb


L.NQOTOLA
DIRECTOR: INFRASTRUCTURE SERVICES
/hb

TAX INVOICE / BELASTINGFAKTUUR

78

From
Van **J Nd**
Steenwafjondem
Postbus 388
Beaufort-Wes 6970

Date
Datum **4 11 24**
V.A.T. Reg. No./B.T.W. Gereg. Nr.
4750102115

To
Aan **Munisipaliteit**
Beaufort-Wes
6970

V.A.T. Reg. No.
B.T.W. Gereg. Nr.
4000846388

Quantity Hoef.	Description Beskrywing	Unit Price Eenhedsprys	Amount Bedrag
	Rouwater onttrek op Steenwafjondem vir Oktober 2024 @ Ri- 60 per m ³		R42,528 00
	J Nd Absa, Beaufort-Wes Rekg Ni. 1540580193.		

Sub Total
Subtotaal **42,528 00**
V.A.T. inclusive
% B.T.W. Ingesluit **6 379 30**
TOTAL
TOTAAL **48,907 30**

TERMS
TERME **Wttd**

15
Delete as applicable
Skrap waar nie van toepassing nie

Staad .

J. Nel, Steenvoetfontein, Postbus 388,
Beaufort Wcs

Beaufort Wcs Munisipaliteit

Datum	Fakturno. N ^o .	Bedrag
4. 11. 24	78	R48 907.20

Nel



**MUNISIPALITEIT / MUNICIPALITY / UMASIPALA-WASE
BEAUFORT-WES / BEAUFORT WEST / BHOBHOFOLO**

**DEPARTEMENT VAN DIE DIREKTEUR: INGENIEURSDIENSTE
DEPARTMENT OF THE DIRECTOR: ENGINEERING SERVICES
ISEBE LOMPHATHI OWONGAMELEYO: KWICANDELO LEZENJINELI**

Rig esaeobfief eile korrespondensie aan die Munisipale Bestuurder/Kindly address all correspondence to the Municipal Manager/Yonke imbalelwano maythunyelwe kuMlawili kaMaipala

Verwysing
Reference
Isalathiso

13/1/2: Koop Water: Steenrots

Privaatsak / Private Bag 582
Faks / Fax 023-415 2811
Tel 023-4148101

Navrae
Enquiries
Imibuzo

C.B. Wright

E-pos / E-mail : louw@beaufortwestmun.co.za
Birdstraat 61/63 Bird Street
BEAUFORT- WES
BEAUFORT WEST
6970

Datum
Date

04 November 2024

Steenrotsfontein
Beaufort-Wes
6970

Aandag Mnr. N. Nel

AANKOPE ROUWATER: MNR. N. NEL - STEENROTSFONTEIN

Hier onder is 'n opsomming van die water wat by die verskillende boorgate op u eiendom onttrek was. Die onttrekkings syfers is vir die tydperk vanaf 01 Oktober 2024 tot 31 Oktober 2024.

BOORGAT	BEGIN LESING	EIND LESING	TOTAAL m ³
SR 4	0	0	0
SR 5	430882	444699	13817
SR 9	428227	439285	11058
SR 10	25083	30775	5692
Totale m³ water onttrek			30 567 m³

Hiermee word u dus versoek om 'n rekening te lewer aan Beaufort-Wes Munisipaliteit vir die bogenoemde hoeveelheid rou water wat by u aangekoop word volgens die kontrak gesluit met Beaufort-Wes Munisipaliteit. Die tarief soos ooreengekom en vervat in die ooreenkoms is R1.60 per m³ BTW ingesluit.

Vir u verdere aandag.


C.B WRIGHT
BESTUURDER: TEGNIESE DIENSTE
/hb



Proof of payment

Date: 04/12/2024 Time: 7:47:44 AM

Profile name:	BEAUFORT WEST MUNICIPALITY
Batch reference number:	1941317344
Reference number:	000000004953695654
Payment date:	29/11/2024
From account name:	*BEAUFORT WEST MUNICIPALITY
From account description:	*BEAUFORT WEST MUNICIPALITY
From account statement description:	15/20324*J NEL
Beneficiary account / cell phone number:	1540580193
Beneficiary/ Recipient name:	J NEL
Beneficiary statement description:	Beaufort West Municipality
Branch code:	334108
Amount:	48,907.20

Additional comments by payer:

View your account to confirm that you have received this payment.

- All payments are subject to clearing rules.

Please refer to landing page for cut off times and telephone numbers.

PI11/27/00038065



BEAUFORT-WES - BEAUFORT WEST - BHOBHOFOLO
MUNISIPALITEIT - MUNICIPALITY - U MASIPALA WASE
DEPARTEMENT: FINANSIËLE DIENSTE / DEPARTMENT: FINANCIAL SERVICES
ELEKTRONIESE BETALING / ELECTRONIC PAYMENT(EFT)
BETALINGSADVIES / PAYMENT VOUCHER

Tel # 023 414 8100 BTW/ VAT #: 40008 46 388 Private Sak/Private Bag 582
E-mail: treasury@beaufortwestmun.co.za Beaufort-Wes/West 6970

DT AAN:	AD NIGRINI	Vendor Code	
DT TO:	STD	Verw. / Ref. #	
Code	050 008	Bewys / Voucher #	20323
Bank	082 957 002	Besending/ Batch #	DM 2411
		Datum/Date	2024/11/


PURCHASES RAW WATER : MR. AD NIGRINI : KLEIN HANSRIVIER		R	63,412.79
INV NO:KH5 61			
		R	63,412.79

Pos / Vote #	Bedrag / Amount	Totaal / Total
8178	R 63,412.79	
Totaal Debiete		
BANK	R 63,412.79	
8980 2500 0000	Kt / Ct	R 63,412.79

Korrek Gesertifiseer
Certified Correct

**** Prepared By**

Approval for payment signed by CFO



Private Bag 582
Beaufort West
Beaufort West - 6970

Tel: 023 414 8100
Fax: 023 414 8105
Email: treasury@beaufortwestmun.co.za
Website: www.beaufortwestmun.co.za
VAT Reg:- 4000846388

Payment Instruction Detail

PAYMENT DETAILS		Status - Awaiting Payment Approval							
Payment Instruction Number	Payment Instruction Date	Payment Id	Doc Number	Payment Type	Transaction Type	Cashbook	Payment Due Date	Total Payment Amount	Outstanding Payment Amount
PT11/27/00038065/2024-2025	27/11/2024	38065	15/20323	Normal	Exp - Direct Payment EFT	Nedbank 2025	01/12/2024	R 63 412.79	R 63 412.79

VENDOR DETAILS

Vendor Name	Vendor Number	Bank	Account Number	Branch Code	Account Type	Payment Reference
AD NIGRINI	SCM/392	Standard Bank	82957002	051001	Cheque/Current Account	AD NIGRINI

INVOICE DETAILS

Invoice Number	Vendor / Creditor Invoice Number	Vendor Invoice Date	Goods / Service Description	Invoice Amount (excl. VAT)	VAT	Invoice Amount (Incl. VAT) Payment	Reason for Late Payment
SP16/11/00019185/2024-2025	INV NO. KHS 61	01/11/2024	Water Services Programme Water Treatment Project / Water / 01 TO 30 SEPTEMBER 2024	R 55 141.56	R 8 271.23	R 63 412.79	

Private Bag 582
Beaufort West
Beaufort West - 6870

Tel: 023 414 8100
Fax: 023 414 8105
Email: treasury@beaufortwestmun.co.za
Website: www.beaufortwestmun.co.za
VAT Reg:- 4000846388

Sundry Invoice Detail

Invoice Number SPI6/11/00019185/2024-2025

Vendor Name AD NIGRINI

Invoice Date 01/11/2024

Vendor Number SCM/392

Company Type

Vendor Invoice Number	Project Name	Project Item	Plan Item ID	Purchase Item	Quantity	Unit Price	Invoice Amount (Excl. VAT)	VAT	Invoice Amount (Incl. VAT)
INV NO. KH5 61	8178 - Water Services Programme_ Water Treatment Project	Water IE0070040000000000000000000000000000000000	156446	01 TO 30 SEPTEMBER 2024	1.0000	R 55 141.56	R 55 141.56	R 8 271.23	R 63 412.79
Total Amount							R 55 141.56	R 8 271.23	R 63 412.79



**MUNISIPALITEIT / MUNICIPALITY
BEAUFORT-WES/BEAUFORT WEST/BHOBHOFOLO**

Departement van die Direkteur: Ingenieursdienste / Department of the Director: Engineering Services
Isebe Lomphathi Owongameleyo: Kwicandelo LezenjInell

MAGTIGING VIR BETALING

Hiermee verleen ek **Luzuko Nqotola**, Direkteur: Infrastruktuur Dienste

goedkeuring vir die betaling van..... aan

GOEDKEUR	
NIE GOEDGEKEUR	

L. NQOTOLA
DIREKTEUR:INFRASTRUKTUUR DIENSTE

AUTHORISATION FOR PAYMENT

I **Luzuko Nqotola**, Director: Infrastructure Services, hereby approve the

Payment of... R63,412.79 to Mr A.D Nigon Klein Hansloier

APPROVED	<input checked="" type="checkbox"/>
DISAPPROVED	<input type="checkbox"/>



L. NQOTOLA
DIRECTOR: INFRASTRUCTURE SERVICES



**MUNISIPALITEIT / MUNICIPALITY / UMASIPALA-WASE
BEAUFORT-WES / BEAUFORT WEST / BHOBHOFOLO**

**DEPARTEMENT VAN DIE DIREKTEUR: INGENIEURSDIENSTE
DEPARTMENT OF THE DIRECTOR: ENGINEERING SERVICES
ISEBE LOMPHATHI OWONGAMELEYO: KWICANDELO LEZENJINELI**

Rig asseblifa le korrespondense aan die Munisipale Bestuurder/Kindly address all correspondence to the Municipal Manager/Yonke Imbeletwano mayithunyehwe kuMsewili kaMseipala

Verwysing
Reference
Isalathiso 13/1/2/2: Koop Water: Klein Hansrivier

Privaatsak / Private Bag 582
Faks / Fax 023-415 2811
Tel 023-4148101

Navrae
Enquiries
Imibuzo C.B. Wright

E-pos / E-mail : louw@beaufortwestmun.co.za
Birdstraat 61/63 Bird Street
BEAUFORT-WES
BEAUFORTWEST
BHOFOLO
6970

Datum
Date 01 November 2024

MEMO DIRECTOR: FINANCIAL SERVICES

PURCHASES RAW WATER: MR. AD NIGRINI: KLEIN HANSRIVIER

Find attached invoice no. KH5 61, dated 01 November 2024 from Mr. AD Nigrini for the purchases of raw water for the period 01 to 30 September 2024 & 01 to 31 October 2024 from the farm Klein Hansrivier.

Raw water KH5: 9.720 m ³ vote no.4050-0600-0000 @ R2.79	R27,118.80
Raw water KH5: 10.044 m ³ vote no.4050-0600-0000 @ R2.79	<u>R28,022.76</u>
	R58,141.56
Plus 15% VAT	<u>8,271.23</u>
Amount payable to AD Nigrini	R63,412.79

Please make an electronic transfer in favour of AD Nigrini. The bank details are: AD Nigrini, Standard Bank, Beaufort West, Account No. 082957002, Branch 050008. The payment must be made from the vote number mentioned above.

It is hereby certified that the amount of R63,412.79 has not been previously paid out.

For your further attention and settlement.

**C.B WRIGHT
SENIOR MANAGER: TECHNICAL SERVICES**


**L. NOOTOLA
DIRECTOR: INFRASTRUCTURE SERVICES**

TAX INVOICE / BELASTINGFAKTUUR

K17
61

From
Van
A.D. W. Orm
Rheinstraße P.O. Box 191
Braunfels 6970

Date
Datum 1/11/2024
V.A.T. Reg. No./B.T.W. Gereg. Nr.
4540190503

To
Aan
Büro Mündelheit
Braunfels Marktstr. 582
6970

V.A.T. Reg. No.
B.T.W. Gereg. Nr.
400084636

Quantity Hoev.	Description Beskrywing	Unit Price Eenhedsprys	Amount Bedrag
	1 September - 30 September 2024		
	9,72m ³ @ R2,79		27118 80
	1 Oktober - 31 Oktober 2024		
	10,000m ³ @ R2,79		28022 76

TERMS
TERME
15
Delete as applicable
Skrap waar rite van toepassing nie
20% kortings 30dae

Sub Total
Subtotaal 55141 56
V.A.T. inclusive
% B.T.W. Ingesluit 8271 23
TOTAL
TOTAAL 341279



Proof of payment

Date: 04/12/2024 Time: 7:47:44 AM

Profile name:	BEAUFORT WEST MUNICIPALITY
Batch reference number:	1941317344
Reference number:	00000004953695653
Payment date:	29/11/2024
From account name:	*BEAUFORT WEST MUNICIPALITY
From account description:	*BEAUFORT WEST MUNICIPALITY
From account statement description:	15/20323*AD NIGRINI
Beneficiary account / cell phone number:	82957002
Beneficiary/ Recipient name:	AD NIGRINI
Beneficiary statement description:	Beaufort West Municipality
Branch code:	051001
Amount:	63,412.79

Additional comments by payer:

View your account to confirm that you have received this payment.

- All payments are subject to clearing rules.

Please refer to landing page for cut off times and telephone numbers.

Pf 11/27/00038064



BEAUFORT-WES - BEAUFORT WEST - BHOBHOFOLO
MUNISIPALITEIT - MUNICIPALITY - U MASIPALA WASE

DEPARTEMENT: FINANSIËLE DIENSTE / DEPARTMENT: FINANCIAL SERVICES

ELEKTRONIESE BETALING / ELECTRONIC PAYMENT(EFT)
BETALINGSADVIES / PAYMENT VOUCHER

Tel # 023 414 8100

BTW/ VAT #: 40008 46 388

Privaatsak/Private Bag 582

E-mail: treasury@beaufortwestmun.co.za

Beaufort-Wes/West 6970

DT AAN:

Vendor Code

DT TO:

AD NIGRINI

Verw. / Ref. #

STD

Bewys / Voucher #

20322

Code

050 008

Besending/ Batch #

DM 2411

Bank

082 957 002

Datum/Date

2024/11/

PURCHASES RAW WATER :MR A.D NIGRINI : RHENOSTERKOP		R	4,608.00
INV NO: RH 16			
		R	4,608.00
	Pos / Vote #	Bedrag / Amount	Totaal / Total
	8178	R 4,608.00	
Totaal Debiete			
BANK		R 4,608.00	
	8980 2500 0000	Kt / Ct	R 4,608.00

Korrek Gesertifiseer
Certified Correct

^^ Prepared By _____

Approval for payment signed by CFO _____



Private Bag 582
Beaufort West
Beaufort West - 6970

Tel: 023 414 8100
Fax: 023 414 8105
Email: treasury@beaufortwestmun.co.za
Website: www.beaufortwestmun.co.za
VAT Reg- 4000846388

Payment Instruction Detail

Status - Awaiting Payment Approval

Payment Instruction Number	Payment Instruction Date	Payment Id	Doc Number	Payment Type	Transaction Type	Cashbook	Payment Due Date	Total Payment Amount	Outstanding Payment Amount
P11/27/00038064/2024-2025	27/11/2024	38064	15/20322	Normal	Exp - Direct Payment EFT	Nedbank 2025	01/12/2024	R 4 608.00	R 4 608.00

VENDOR DETAILS

Vendor Name	Vendor Number	Bank	Account Number	Branch Code	Account Type	Payment Reference
AD NIGRINI	SCM/392	Standard Bank	82957002	051001	Cheque/Current Account	AD NIGRINI

INVOICE DETAILS

Invoice Number	Vendor / Creditor Invoice Number	Vendor Invoice Date	Goods / Service Description	Invoice Amount (excl. VAT)	VAT	Invoice Amount (Incl. VAT)	Reason for Late Payment
SPI12/11/00019234/2024-2025	INV NO: RH 16	01/11/2024	Water Services Programme Water Treatment Project / Water / 01 to 31 JULY 2024 01 TO 31 AUGUST 2024	R 4 006.96	R 601.04	R 4 608.00	



**MUNISIPALITEIT / MUNICIPALITY
BEAUFORT-WES/BEAUFORT WEST/BHOBHOFULO**

Departement van die Direkteur: Ingenieursdienste / Department of the Director: Engineering Services
Isebe Lomphathi Owongameleyo: Kwicandelo Lezenjinieli

MAGTIGING VIR BETALING

Hiermee verleen ek **Luzuko Nqotola**, Direkteur: Infrastruktuur Dienste

goedkeuring vir die betaling van..... aan

GOEDKEUR	
NIE GOEDGEKEUR	

L. NQOTOLA
DIREKTEUR:INFRASTRUKTUUR DIENSTE

AUTHORISATION FOR PAYMENT

I **Luzuko Nqotola**, Director: Infrastructure Services, hereby approve the

Payment of... *R 4608,00* to *Mr A.D Nigini Rhenostekop*

APPROVED	
DISAPPROVED	

L. NQOTOLA
DIRECTOR: INFRASTRUCTURE SERVICES



**MUNISIPALITEIT / MUNICIPALITY / UMASIPALA-WASE
BEAUFORT-WES / BEAUFORT WEST / BHOBHOFOLO**

DEPARTEMENT VAN DIE DIREKTEUR: INGENIEURSDIENSTE
DEPARTMENT OF THE DIRECTOR: ENGINEERING SERVICES
ISEBE LOMPHATHI OWONGAMELEYO: KWICANDELO LEZENJINELI

Rig saasibaf ale korrespondensie aan die Munisipale Bestuurder/Kindy address all correspondence to the Municipal Manager/Yonke Imbelelwano mayihunyelwe kuMewili kaMasipala

Verwysing
Reference
Isalathiso 13/1/2/2: Koop Water: Rhenosterkop

Privaatsak / Private Bag 582
Faks / Fax 023-415 2811
Tel 023-4148101

Navrae
Enquiries
Imibuzo C.B. Wright

E-pos / E-mail : louw@beaufortwestmun.co.za
Birdstraat 61/63 Bird Street
BEAUFORT- WES
BEAUFORT WEST
6970

Datum
Date 01 November 2024

MEMORANDUM : CHIEF FINANCIAL OFFICER

PURCHASES RAW WATER: MR. A.D NIGRINI: RHENOSTERKOP

Find attached invoice no RH 16, dated 01 November 2024 from Mr. A.D Nigrini for the purchases of raw water for the period 01 to 31 July 2024, 01 to 31 August 2024 and 01 to 30 September 2024 from the farm Rhenosterkop.

1904m ³ kiloliter raw water @ R1.60 (incl VAT)	R 2649.04
262m ³ kiloliter raw water @ R1.60 (incl VAT)	R 364.52
714m ³ kiloliter raw water @ R1.60 incl VAT	<u>R 993.39</u>
	R 4006.95
Plus 15% VAT	<u>601.05</u>
Amount payable to A.D Nigrini	R 4608.00

Please make an electronic transfer in favour of A.D Nigrini. The bank details are: A.D Nigrini, Standard Bank Beaufort-Wes, Account number: 082 957 002, Branch, 050008. The payout must be made from vote number 4050-0600-0000.

It is hereby certified that the amount of R 4608.00 has not been previously paid out.

For your further attention and settlement.


**C.B WRIGHT
SENIOR MANAGER: TECHNICAL SERVICES**


**L. NGOTOLA
DIRECTOR: INFRASTRUCTURE SERVICES**

K/H

TAX INVOICE / BELASTINGFAKTUUR

16

From
A.P. H. Manan
Khuashe Op P.O. Box 191
Beaufort West 6970

Date
Datum 1/11/2024

V.A.T. Reg. No./B.T.W. Gereg. Nr.

4540190503

To
Aan B/Wes Whippelait
Beaufort West 11 roads 582
6970

V.A.T. Reg. No.
B.T.W. Gereg. Nr.

400084636

Quantity Hoev.	Description Beskrywing	Unit Price Eenhedsprys	Amount Bedrag
	1 Julie 2024 - 31 Julie 2024		2649 04
	1 Augustus 2024 - 31 Augustus 2024		364 52
	1 September 2024 - 30 September 2024		993 39

Sub Total Subtotaal	4006 95
V.A.T. inclusive B.T.W. Ingesluit	601 05
TOTAL TOTALE	4608 00

TERMS
ERME

15%
Delete as applicable
Skrap waar nie van toepassing nie
20% Rate / Jan na 30dae

[Handwritten signature]



**MUNISIPALITEIT / MUNICIPALITY / UMASIPALA-WASE
BEAUFORT-WES / BEAUFORT WEST / BHOBHOFOLO**

**DEPARTEMENT VAN DIE DIREKTEUR: INGENIEURSDIENSTE
DEPARTMENT OF THE DIRECTOR: ENGINEERING SERVICES
ISEBE LOMPHATHI OWONGAMELEYO: KWICANDELO LEZENJINELI**

Rig asseblief alle korrespondensie aan die Munisipale Bestuurder/Gndly address all correspondence to the Municipal Manager/Yonke Imbelelwano mayibhunyehwe kuMlawuli kaMasipala

Verwysing
Reference
Isalathiso

13/1/2/2: Koop Water: Rhenosterkop

Privaatsak / Private Bag 582
Faks / Fax 023-415 2811
Tel 023-4148101

Navrae
Enquiries
Imibuzo

C.B. Wright

E-pos / E-mail : kouw@beaufortwestmun.co.za
Birdstraat 61/63 Bird Street
BEAUFORT- WES
BEAUFORT WEST
BHOBHOFOLO
6970

Datum
Date

05 Augustus 2024

Rhenosterkop
Beaufort-Wes
6970

Aandag Mnr. A.Nigrini

AANKOPE ROUWATER: MNR. A.D NIGRINI- RHENOSTERKOP

Hier onder is 'n opsomming van die water wat by die verskillende boorgate op u eiendom onttrek was. Die onttrekkings syfers is vir die tydperk vanaf 1 Julie 2024 tot 31 Julie 2024.

BOORGAT	BEGIN LESING	EIND LESING	TOTAAL m ³
Rhenosterkop	362386	365979	3593
Dam	53628	55317	1689
Totale m³ water onttrek			1904m³

Hiermee word u dus versoek om 'n rekening te lewer aan Beaufort-Wes Munisipaliteit vir die bogenoemde hoeveelheid rou water wat by u aangekoop word volgens die kontrak gesluit met Beaufort-Wes Munisipaliteit. Die tarief soos ooreengekom en vervat in die ooreenkoms is R1.60 per m³ BTW ingesluit.

Vir u verdere aandag.


C:B WRIGHT
BESTUURDER:TEGNIESE DIENSTE
/hb



**MUNISIPALITEIT / MUNICIPALITY / UMASIPALA-WASE
BEAUFORT-WES / BEAUFORT WEST / BHOBHOFOLO**

**DEPARTEMENT VAN DIE DIREKTEUR: INGENIEURSDIENSTE
DEPARTMENT OF THE DIRECTOR: ENGINEERING SERVICES
ISEBE LOMPHATHI OWONGAMELEYO: KWICANDELO LEZENJINELI**

Rig asseblief alle korespondensie aan die Munisipale Bestuurder/Kindly address all correspondence to the Municipal Manager/Yonke Imbelelwano mayihunyetwe kuMlawifi kaMasipala

Verwysing
Reference
Isalathiso 13/1/2/2: Koop Water: Rhenosterkop

Privaatsak / Private Bag 582
Faks / Fax 023-415 2811
Tel 023-4148101

Navrae
Enquiries
Imibuzo C.B. Wright

E-pos / E-mail : louw@beaufortwestmun.co.za
Birdstraat 61/63 Bird Street
BEAUFORT-WES
BEAUFORT WEST
BHOBHOFOLO
6970

Datum
Date 09 September 2024

Rhenosterkop
Beaufort-Wes
6970

Aandag Mnr. A.Nigrini

AANKOPE ROUWATER: MNR. A.D NIGRINI- RHENOSTERKOP

Hier onder is 'n opsomming van die water wat by die verskillende boorgate op u eiendom onttrek was. Die onttrekkings syfers is vir die tydperk vanaf 1 Augustus 2024 tot 31 Augustus 2024.

BOORGAT	BEGIN LESING	EIND LESING	TOTAAL m ³
Rhenosterkop	365979	367888	1909
Dam	55317	56964	1647
Totale m³ water onttrek			262m³

Hiermee word u dus versoek om 'n rekening te lewer aan Beaufort-Wes Munisipaliteit vir die bogenoemde hoeveelheid rou water wat by u aangekoop word volgens die kontrak gesluit met Beaufort-Wes Munisipaliteit. Die tarief soos ooreengekom en vervat in die ooreenkoms is R1.60 per m³ BTW ingesluit.

Vir u verdere aandag.


C.B WRIGHT
BESTUURDER: TEGNIESE DIENSTE
/hb



**MUNISIPALITEIT / MUNICIPALITY / UMASIPALA-WASE
BEAUFORT-WES / BEAUFORT WEST / BHOBHOFOLO**

**DEPARTEMENT VAN DIE DIREKTEUR: INGENIEURSDIENSTE
DEPARTMENT OF THE DIRECTOR: ENGINEERING SERVICES
ISEBE LOMPHATHI OWONGAMELEYO: KWICANDELO LEZENJINELI**

Rig eesibelafile korrespondense aan die Munisipale Bestuurder/Kindly address all correspondence to the Municipal Manager/Yonka imbalelwano mayihunyeha kuMewi kaMasipala

Verwysing
Reference
Izalathiso

13/1/2/2: Koop Water: Rhenosterkop

Privaatsak / Private Bag 582
Faks / Fax 023-415 2811
Tel 023-4148101

Navrae
Enquiries
Imibuzo

C.B. Wright

E-pos / E-mail : louw@beaufortwestmun.co.za
Birdstraat 61/63 Bird Street
BEAUFORT- WES
BEAUFORT WEST
BHOBHOFOLO
6970

Datum
Date

03 Oktober 2024

Rhenosterkop
Beaufort-Wes
6970

Aandag Mnr. A.Nigrini

AANKOPE ROUWATER: MNR. A.D NIGRINI- RHENOSTERKOP

Hier onder is 'n opsomming van die water wat by die verskillende boorgate op u eiendom onttrek was. Die onttrekkings syfers is vir die tydperk vanaf 1 September 2024 tot 30 September 2024.

BOORGAT	BEGIN LESING	EIND LESING	TOTAAL m ³
Rhenosterkop	367888	370115	2227
Dam	56964	58477	1513
Totale m³ water onttrek			714m³

Hiermee word u dus versoek om 'n rekening te lewer aan Beaufort-Wes Munisipaliteit vir die bogenoemde hoeveelheid rou water wat by u aangekoop word volgens die kontrak gesluit met Beaufort-Wes Munisipaliteit. Die tarief soos ooreengekom en vervat in die ooreenkoms is R1.60 per m³ BTW ingesluit.

Vir u verdere aandag.


C.B. WRIGHT
BESTUURDER:TEGNIJSE DIENSTE
/hb



Proof of payment

Date: 04/12/2024 Time: 7:47:44 AM

Profile name:	BEAUFORT WEST MUNICIPALITY
Batch reference number:	1941317344
Reference number:	000000004953695852
Payment date:	29/11/2024
From account name:	*BEAUFORT WEST MUNICIPALITY
From account description:	*BEAUFORT WEST MUNICIPALITY
From account statement description:	15/20322*AD NIGRINI
Beneficiary account / cell phone number:	82957002
Beneficiary/ Recipient name:	AD NIGRINI
Beneficiary statement description:	Beaufort West Municipality
Branch code:	051001
Amount:	4,608.00

Additional comments by payer:

View your account to confirm that you have received this payment.

- All payments are subject to clearing rules.

Please refer to landing page for cut off times and telephone numbers.

PS 11/27/00038071



**BEAUFORT-WES - BEAUFORT WEST - BHOBHOFOLO
MUNISIPALITEIT - MUNICIPALITY - U MASIPALA WASE**

**DEPARTEMENT: FINANSIËLE DIENSTE / DEPARTMENT: FINANCIAL SERVICES
ELEKTRONIESE BETALING / ELECTRONIC PAYMENT(EFT)
BETALINGSADVIES / PAYMENT VOUCHER**

Tel # 023 414 8100
E-mail: treasury@beaufortwestmun.co.za

BTW/ VAT #: 40008 46 388

Privaatsak/Private Bag 582
Beaufort-Wes/West 6970

DT AAN:
DT TO: **BREDE GOURITZ**

Vendor Code
Verw. / Ref. #

ABSA

Bewys / Voucher #

Code 632,005

Besending/ Batch #

20329

Bank 4,093,406,598

Datum/Date

DMM 2411

2024/11/

ACC NO: 101415651 - INV412545421		R	334.41
ACC NO: 101123171 - INV412542745		R	2,437.50
ACC NO: 101788451 - INV412549478		R	4,595.03
ACC NO: 101115021 - INV412542172		R	114.24
ACC NO: 101138598 - INV412543788		R	8,439.58
ACC NO: 101127067 - INV412543016		R	2,893.59
		R	18,814.35
	Pos / Vote #	Bedrag / Amount	Totaal / Total
	8178	R 18,814.35	
Totaal Debiets			
BANK		R 18,814.35	
	8980 2500 0000	Kt / Ct	R 18,814.35

Korrek Gesertifiseer
Certified Correct

^^ Prepared By

Approval for payment signed by CFO

INVOICE

Customer No: 22060797
 Contract Acc. No: 101415651
 Document No: 412545421
 Document Date: 30.09.2024
 Payment Terms: 30 Days
 Due Date: 30.10.2024
 Customer VAT Reg. No: 4000846388



Bill To:
 HEAD OF FINANCE
 BEAUFORT-WEST LOCAL MUNICIPALITY
 PO BOX 582
 BEAUFORT WEST
 6970

YOUR CONTACT OFFICE:
 Breede-Olifants CMA Head Office
 Private Bag X3055
 Worcester
 6849
 3 Mountain Mill Drive
 Unit 2
 Worcester 6850
 PHONE 023 346 8000
 FAX 023 347 2012
 Email: lmgolozele@bocma.co.za

Water Use Description	Tariff Category	Quantity m3/HA Registered/Consumed	Unit Price (c/m3/HA)	Amount (Rand)
Property Details: Property Name: ERF 4; Property Number: 191840; Registration Division: ; Portion Number: ; Title Deed: Water Use Details: WMA: ; Legal Sector Code: 21G Disposing of waste; Water Use Sector: Waste Discharge Dom & Ind; Water Source Type: ; Contract No: 10349463 (22060797/2) Water Use Period: 01.09.2024 to 30.09.2024				
	Waste Discharge Charges	4,833.33	5.67	274.05
Property Details: Property Name: VAN DER BYLS KRAAL; Property Number: 191870; Registration Division: ; Portion Number: ; Title Deed: Water Use Details: WMA: ; Legal Sector Code: 21G Disposing of waste; Water Use Sector: Waste Discharge Dom & Ind; Water Source Type: ; Contract No: 10349556 (22060797/3)				
	Waste Discharge Charges	1,064.58	5.67	60.36
	Total Charges			334.41 ✓

Bank Details: ABSA Bank
 Bank Name: BREEDE-OLIFANTS CATCHMENT MANAGEMENT AGENCY
 Account Type: Cheque Account
 Branch Code: 632005
 Account Number: 4093406598
 Reference: Contract Acc. No

INVOICE

NWRI Customer Ref no: 60001054
 Customer No: 22060065
 Contract Acc. No: 101123171
 Document No: 412542745
 Document Date: 30.09.2024
 Payment Terms: 30 Days
 Due Date: 30.10.2024
 Customer VAT Reg. No: 4000846388



BREDE-OLIFANTS

YOUR CONTACT OFFICE:
 Breede-Olifants CMA Head Office
 Private Bag X3055
 Worcester
 6849

3 Mountain Mill Drive
 Unit 2
 Worcester 6850

PHONE 023 346 8000
 FAX 023 347 2012
 Email: lmgolozeli@bocma.co.za

Bill To:
 HEAD OF FINANCE
 BEAUFORT-WEST LOCAL MUNICIPALITY
 PRIVATE BAG X582
 BEAUFORT WEST
 6970

Water Use Description	Tariff Category	Quantity m3/HA Registered/Consumed	Unit Price (c/m3/HA)	Amount (Rand)
Property Details: Property Name: ERF 1943; Property Number: 33740; Registration Division: BEAUFORT WEST; Portion Number: 0; Title Deed: T12772/2003 Water Use Details: WMA: BREEDE-GOURITZ; Legal Sector Code: 21A Tk water fr a water resource; Water Use Sector: DOMESTIC & INDUSTRIAL; Water Source Type: SCHEME; Contract No: 10177286 (22060065/2) Water Use Period: 01.09.2024 to 30.09.2024				
	WRM Charge	41,666.67	5.85	2,437.50
	Total Charges			2,437.50

Bank Details: ABSA Bank
 Bank Name: BREDE-OLIFANTS CATCHMENT MANAGEMENT AGENCY
 Account Type: Cheque Account
 Branch Code: 632005
 Account Number: 4093406598
 Reference: Contract Acc. No

INVOICE

Customer No: 22060797
 Contract Acc. No: 101788451
 Document No: 412549478
 Document Date: 30.09.2024
 Payment Terms: 30 Days
 Due Date: 30.10.2024
 Customer VAT Reg. No: 4000846388

**BREED-OLIFANTS**

Bill To:
 HEAD OF FINANCE
 BEAUFORT-WEST LOCAL MUNICIPALITY
 PO BOX 582
 BEAUFORT WEST
 6970

YOUR CONTACT OFFICE:
 Breede-Olifants CMA Head Office
 Private Bag X3055
 Worcester
 6849

3 Mountain Mill Drive
 Unit 2
 Worcester 6850

PHONE 023 346 8000
 FAX 023 347 2012
 Email: lmgolozeli@bocma.co.za

Water Use Description	Tariff Category	Quantity m3/HA Registered/Consumed	Unit Price (c/m3/HA)	Amount (Rand)
Property Details: Property Name: VAN DER BYLS KRAAL; Property Number: 191870; Registration Division: ; Portion Number: ; Title Deed: Water Use Details: WMA: BREEDE-GOURITZ; Legal Sector Code: 21A Tk water fr a water resource; Water Use Sector: DOMESTIC & INDUSTRIAL; Water Source Type: BOREHOLE; Contract No: 10296527 (22060797/4) Water Use Period: 01.04.2024 to 30.09.2024				
	WRM Charge	6,307.00	5.85	368.96
Contract No: 10296528 (22060797/5)				
	WRM Charge	3,942.00	5.85	230.61
Contract No: 10296529 (22060797/6)				
	WRM Charge	9,934.00	5.85	581.14
Contract No: 10296530 (22060797/7)				
	WRM Charge	9,461.00	5.85	553.47
Contract No: 10296531 (22060797/10)				
	WRM Charge	4,730.50	5.85	276.73
Water Source Type: BOREH/WINDM GOV LAND; Contract No: 10306525 (22060797/11)				
	WRM Charge	12,623.00	5.85	738.45
Contract No: 10306526 (22060797/12)				
	WRM Charge	11,037.50	5.85	645.69
Contract No: 10307562 (22060797/8)				
	WRM Charge	6,311.50	5.85	369.22
Contract No: 10307563 (22060797/9)				
	WRM Charge	14,201.00	5.85	830.76
Total Charges				4,595.03

Bank Details: ABSA Bank
 Bank Name: BREEDE-OLIFANTS CATCHMENT MANAGEMENT AGENCY
 Account Type: Cheque Account
 Branch Code: 632005
 Account Number: 4093406598
 Reference: Contract Acc. No

INVOICE

Customer No: 22119048
 Contract Acc: No: 101115021
 Document No: 412542172
 Document Date: 30.09.2024
 Payment Terms: 30 Days
 Due Date: 30.10.2024
 Customer VAT Reg. No:



Bill To:
 HEAD OF FINANCE
 BEAUFORT-WEST LOCAL MUNICIPALITY
 PRIVATE BAG 582
 BEAUFORT WEST
 6970

YOUR CONTACT OFFICE:
 Breedde-Olifants CMA Head Office
 Private Bag X3055
 Worcester
 6849

3 Mountain Mill Drive
 Unit 2
 Worcester 6850

PHONE 023 346 8000
 FAX 023 347 2012
 Email: lmgolozeli@bocma.co.za

Water Use Description	Tariff Category	Quantity m3/HA Registered/Consumed	Unit Price (c/m3/HA)	Amount (Rand)
Property Details: Property Name: FARM 71; Property Number: 158135; Registration Division: BEAUFORT WEST; Portion Number: 4; Title Deed: Water Use Details: WMA: BREEDE-GOURITZ; Legal Sector Code: 21A Tk water fr a water resource; Water Use Sector: IRRIGATION; Water Source Type: BOREHOLE; Contract No: 10174040 (22119048/3) Water Use Period: 01.04.2024 to 30.09.2024				
	WRM Charge	876.00	3.26	28.56
Contract No: 10174042 (22119048/4) Water Use Details: WMA: BREEDE-GOURITZ; Legal Sector Code: 21A Tk water fr a water resource; Water Use Sector: IRRIGATION; Water Source Type: BOREHOLE;				
	WRM Charge	876.00	3.26	28.56
Contract No: 10174044 (22119048/5) Water Use Details: WMA: BREEDE-GOURITZ; Legal Sector Code: 21A Tk water fr a water resource; Water Use Sector: IRRIGATION; Water Source Type: BOREHOLE;				
	WRM Charge	876.00	3.26	28.56
Property Details: Property Name: BEAULIEU ESTATE; Property Number: 15835; Registration Division: FT; Portion Number: 426; Title Deed: T13874/1964 Water Use Details: WMA: BREEDE-GOURITZ; Legal Sector Code: 21A Tk water fr a water resource; Water Use Sector: IRRIGATION; Water Source Type: BOREHOLE; Contract No: 10177023 (22119048/6)				
	WRM Charge	876.00	3.26	28.56
Total Charges				114.24

Bank Details: ABSA Bank
 Bank Name: BREEDE-OLIFANTS CATCHMENT MANAGEMENT AGENCY
 Account Type: Cheque Account Account Number: 4093406598
 Branch Code: 632005 Reference: Contract Acc. No

INVOICE

Customer No: 22119048
 Contract Acc: No: 101138598
 Document No: 412543788
 Document Date: 30.09.2024
 Payment Terms: 30 Days
 Due Date: 30.10.2024
 Customer VAT Reg. No:



YOUR CONTACT OFFICE:
 Breede-Olifants CMA Head Office
 Private Bag X3055
 Worcester
 6849
 3 Mountain Mill Drive
 Unit 2
 Worcester 6850
 PHONE 023 346 8000
 FAX 023 347 2012
 Email: lmgolozeli@bocma.co.za

Bill To:
 HEAD OF FINANCE
 BEAUFORT-WEST LOCAL MUNICIPALITY
 PRIVATE BAG 582
 BEAUFORT WEST
 6970

Water Use Description	Tariff Category	Quantity m3/HA Registered/Consumed	Unit Price (c/m3/HA)	Amount (Rand)
Property Details: Property Name: FARM 71; Property Number: 158135; Registration Division: BEAUFORT WEST; Portion Number: 4; Title Deed: Water Use Details: WMA: BREEDE-GOURITZ; Legal Sector Code: 21A Tk water fr a water resource; Water Use Sector: DOMESTIC & INDUSTRIAL; Water Source Type: BOREHOLE; Contract No: 10177024 (22119048/7) Water Use Period: 01.04.2024 to 30.09.2024				
	WRM Charge	144,266.25	5.85	8,439.58
	Total Charges			8,439.58

Bank Details: ABSA Bank
 Bank Name: BREEDE-OLIFANTS CATCHMENT MANAGEMENT AGENCY
 Account Type: Cheque Account
 Branch Code: 632005
 Account Number: 4093406598
 Reference: Contract Acc. No

INVOICE

Customer No: 22100110
 Contract Acc. No: 101127067
 Document No: 412543016
 Document Date: 30.09.2024
 Payment Terms: 30 Days
 Due Date: 30.10.2024
 Customer VAT Reg. No:



YOUR CONTACT OFFICE:
 Breede- Olifants CMA Head Office
 Private Bag X3055
 Worcester
 6849
 3 Mountain Mill Drive
 Unit 2
 Worcester 6850
 PHONE 023 346 8000
 FAX 023 347 2012
 Email: tmgolozeli@bocma.co.za

Bill To:
 HEAD OF FINANCE
 BEAUFORT-WEST LOCAL MUNICIPALITY
 PRIVATE BAG X582
 BEAUFORT WEST
 6970

Water Use Description	Tariff Category	Quantity m3/HA Registered/Consumed	Unit Price (c/m3/HA)	Amount (Rand)
Property Details: Property Name: KLIPKRAAL; Property Number: 88895; Registration Division: BEAUFORT WEST; Portion Number: 0; Title Deed: T15569/2006 Water Use Details: WMA: BREEDE-GOURITZ; Legal Sector Code: 21A Tk water fr a water resource; Water Use Sector: DOMESTIC & INDUSTRIAL; Water Source Type: RIVER/STREAM; Contract No: 10171627 (22100110/1) Water Use Period: 01.04.2024 to 30.09.2024				
	WRM Charge	49,463.00	5.85	2,893.59
	Total Charges			2,893.59

Bank Details: ABSA Bank
 Bank Name: BREEDE-OLIFANTS CATCHMENT MANAGEMENT AGENCY
 Account Type: Cheque Account
 Branch Code: 632005
 Account Number: 4093406598
 Reference: Contract Acc. No



Private Bag 582
Beaufort West
Beaufort West - 6970

Tel: 023 414 8100
Fax: 023 414 8105
Email: treasury@beaufortwestmun.co.za
Website: www.beaufortwestmun.co.za
VAT Reg: 4000846388

Payment Instruction Detail

Status - Awaiting Payment Approval									
Payment Instruction Number	Payment Instruction Date	Payment Id	Doc Number	Payment Type	Transaction Type	Cashbook	Payment Due Date	Total Payment Amount	Outstanding Payment Amount
PI11/27/00038071/2024-2025	27/11/2024	38071	15/20329	Normal	Exp - Direct Payment EFT	Nedbank 2025	29/11/2024	R 18 814.35	R 18 814.35

VENDOR DETAILS

Vendor Name	Vendor Number	Bank	Account Number	Branch Code	Account Type	Payment Reference
BREEDE GOURITZ	SCM/745	ABSA BANK LIMITED	4093406598	632005	Cheque/Current Account	BREEDE GOURITZ

INVOICE DETAILS

Invoice Number	Vendor/Creditor Invoice Number	Vendor Invoice Date	Goods/Service Description	Invoice Amount (excl. VAT)	VAT	Invoice Amount (Incl. VAT)	Reason for Late Payment
SPI18/11/00019296/2024-2025	INV101788451	30/10/2024	Water Services Programme_Water Treatment Project / Water / ACC NO:101415651, Water Services Programme_Water Treatment Project / Water / ACC NO: 101123171, Water Services Programme_Water Treatment Project / Water / ACC NO: 101788451, Water Services Programme_Water Treatment Project / Water / ACC NO: 101115021, Water Services Programme_Water Treatment Project / Water / ACC NO: 101138598, Water Services Programme_Water Treatment Project / Water / ACC NO: 101127067	R 4 595.03	R 0.00	R 4 595.03	
SPI18/11/00019296/2024-2025	INV412542172	30/10/2024	Water Services Programme_Water Treatment Project / Water / ACC NO:101415651, Water Services Programme_Water Treatment Project /	R 114.24	R 0.00	R 114.24	



Proof of payment

Date: 04/12/2024 Time: 7:47:44 AM

Profile name:	BEAUFORT WEST MUNICIPALITY
Batch reference number:	1941317344
Reference number:	000000004953895858
Payment date:	29/11/2024
From account name:	*BEAUFORT WEST MUNICIPALITY
From account description:	*BEAUFORT WEST MUNICIPALITY
From account statement description:	15/20329*BREEDE GOUR
Beneficiary account / cell phone number:	4093406598
Beneficiary/ Recipient name:	BREEDE GOURITZ
Beneficiary statement description:	Beaufort West Municipality
Branch code:	632005
Amount:	18 814.35

Additional comments by payer:

View your account to confirm that you have received this payment.

- All payments are subject to clearing rules.

Please refer to landing page for cut off times and telephone numbers.

PI11/2760038075



BEAUFORT-WES - BEAUFORT WEST - BHOBHOFOLO
MUNISIPALITEIT - MUNICIPALITY - U MASIPALA WASE
 DEPARTEMENT: FINANSIËLE DIENSTE / DEPARTMENT: FINANCIAL SERVICES
ELEKTRONIESE BETALING / ELECTRONIC PAYMENT(EFT)
BETALINGSADVIES / PAYMENT VOUCHER

Tel # 023 414 8100

E-mail: treasury@beaufortwestmun.co.za

BTW/ VAT #: 40008 46 388

Privaatsak/Private Bag 582
Beaufort-Wes/West 6970

DT AAN:	BREDE GOURITZ	Vendor Code	
DT TO:	ABSA	Verw. / Ref. #	
Code	632,005	Bewys / Voucher #	20333
Bank	4,093,406,598	Besending/ Batch #	DMM 2411
		Datum/Date	2024/11/

ACC NO: 101123171 - INV412531320		R	2,437.50
ACC NO: 101415651 - INV412531440		R	334.41
ACC NO: 101115488 - INV412531300		R	768.69
		R	3,540.60
	Pos / Vote #	Bedrag / Amount	Totaal / Total
	8178	R 3,540.60	
Totaal Debiete			
BANK		R 3,540.60	
	8980 2500 0000	Kt / Ct	R 3,540.60

Korrek Gesertifiseer
Certified Correct

^^ Prepared By _____

Approval for payment signed by CFO _____

Private Bag 582
Beaufort West
Beaufort West - 6870

Tel: 023 414 8100
Fax: 023 414 8105
Email: treasury@beaufortwestmun.co.za
Website: www.beaufortwestmun.co.za
VAT Reg: 4000848388

Payment Instruction Detail

Status - Awaiting Payment Approval									
Payment Instruction Number	Payment Instruction Data	Payment Id	Doc Number	Payment Type	Transaction Type	Cashbook	Payment Due Date	Total Payment Amount	Outstanding Payment Amount
P11/27/00038075/2024-2025	27/11/2024	38075	15/20333	Normal	Exp - Direct payment EFT	Nedbank 2025	29/11/2024	R 3 540.60	R 3 540.60

VENDOR DETAILS

Vendor Name	Vendor Number	Bank	Account Number	Branch Code	Account Type	Payment Reference
BREEDE GOURITZ	SCM/745	ABSA BANK LIMITED	4093406598	632005	Cheque/Current Account	BREEDE GOURITZ

INVOICE DETAILS

Invoice Number	Vendor/Creditor Invoice Number	Vendor Invoice Date	Goods/Service Description	Invoice Amount (excl. VAT)	VAT	Invoice Amount (Incl. VAT)	Reason for Late Payment
SPI18/11/00019300/2024-2025	INV412531300	30/10/2024	Water Services Programme Water Treatment Project / Water / ACC NO: 101123171, Water Services Programme Water Treatment Project / Water / ACC NO: 101415651, Water Services Programme Water Treatment Project / Water / ACC NO: 101115488	R 768.69	R 0.00	R 768.69	
SPI18/11/00019300/2024-2025	INV412531320	30/10/2024	Water Services Programme Water Treatment Project / Water / ACC NO: 101123171, Water Services Programme Water Treatment Project / Water / ACC NO: 101415651, Water Services Programme Water Treatment Project / Water / ACC NO: 101115488	R 2 437.50	R 0.00	R 2 437.50	
SPI18/11/00019300/2024-2025	INV412531440	30/10/2024	Water Services Programme Water Treatment Project / Water / ACC NO: 101123171, Water Services Programme Water Treatment Project /	R 334.41	R 0.00	R 334.41	

INVOICE

NWRI Customer Ref no: 60001054
 Customer No: 22060065
 Contract Acc. No: 101123171
 Document No: 412531320
 Document Date: 31.08.2024
 Payment Terms: 30 Days
 Due Date: 30.09.2024
 Customer VAT Reg. No: 4000846388

**BREDE-OLIFANTS**

YOUR CONTACT OFFICE:
 Breede-Olifants CMA Head Office
 Private Bag X3055
 Worcester
 6849

3 Mountain Mill Drive
 Unit 2
 Worcester 6850

PHONE 023 346 8000
 FAX 023 347 2012
 Email: lmgolozeli@bocma.co.za

Bill To:

HEAD OF FINANCE
 BEAUFORT-WEST LOCAL MUNICIPALITY
 PRIVATE BAG X582
 BEAUFORT WEST
 6970

Water Use Description	Tariff Category	Quantity m3/HA Registered/Consumed	Unit Price (c/m3/HA)	Amount (Rand)
-----------------------	-----------------	---------------------------------------	-------------------------	---------------

Property Details: Property Name: ERF 1943; Property Number: 33740; Registration Division: BEAUFORT WEST;
 Portion Number: 0; Title Deed: T12772/2003
 Water Use Details: WMA: BREDE-GOURITZ; Legal Sector Code: 21A Tk water fr a water resource;
 Water Use Sector: DOMESTIC & INDUSTRIAL;
 Water Source Type: SCHEME;

Contract No: 10177286 (22060065/2)

Water Use Period: 01.08.2024 to 31.08.2024

WRM Charge	41,666.67	5.85	2,437.50
------------	-----------	------	----------

Total Charges			2,437.50
----------------------	--	--	-----------------

Bank Details: ABSA Bank
 Bank Name: BREDE-OLIFANTS CATCHMENT MANAGEMENT AGENCY
 Account Type: Cheque Account
 Branch Code: 632005
 Account Number: 4093406598
 Reference: Contract Acc. No

INVOICE

Customer No: 22060797
 Contract Acc. No: 101415651
 Document No: 412531440
 Document Date: 31.08.2024
 Payment Terms: 30 Days
 Due Date: 30.09.2024
 Customer VAT Reg. No: 4000846388

**BREED-OLIFANTS**

YOUR CONTACT OFFICE:
 Breed-Olifants CMA Head Office
 Private Bag X3055
 Worcester
 6849

3 Mountain Mill Drive
 Unit 2
 Worcester 6850

PHONE 023 346 8000
 FAX 023 347 2012
 Email: lmgolozeli@bocma.co.za

Bill To:

HEAD OF FINANCE
 BEAUFORT-WEST LOCAL MUNICIPALITY
 PO BOX 582
 BEAUFORT WEST
 6970

Water Use Description	Tariff Category	Quantity m3/HA Registered/Consumed	Unit Price (c/m3/HA)	Amount (Rand)
-----------------------	-----------------	---------------------------------------	-------------------------	---------------

Property Details: Property Name: ERF 4; Property Number: 191840; Registration Division: ;
 Portion Number: ; Title Deed:
 Water Use Details: WMA: ; Legal Sector Code: 21G Disposing of waste;
 Water Use Sector: Waste Discharge Dom & Ind;
 Water Source Type: ;
Contract No: 10349463 (22060797/2)
 Water Use Period: 01.08.2024 to 31.08.2024

Waste Discharge Charges	4,833.33	5.67	274.05
-------------------------	----------	------	--------

Property Details: Property Name: VAN DER BYLS KRAAL; Property Number: 191870; Registration Division: ;
 Portion Number: ; Title Deed:
 Water Use Details: WMA: ; Legal Sector Code: 21G Disposing of waste;
 Water Use Sector: Waste Discharge Dom & Ind;
 Water Source Type: ;

Contract No: 10349556 (22060797/3)

Waste Discharge Charges	1,064.58	5.67	60.36
-------------------------	----------	------	-------

Total Charges			334.41
----------------------	--	--	---------------

Bank Details: ABSA Bank
 Bank Name: BREED-OLIFANTS CATCHMENT MANAGEMENT AGENCY
 Account Type: Cheque Account
 Branch Code: 632005
 Account Number: 4093406598
 Reference: Contract Acc. No

INVOICE

Customer No: 22128706
 Contract Acc. No: 101115488
 Document No: 412531300
 Document Date: 31.08.2024
 Payment Terms: 30 Days
 Due Date: 30.09.2024
 Customer VAT Reg. No: 4000846388



YOUR CONTACT OFFICE:
 Breede- Olifants CMA Head Office
 Private Bag X3055
 Worcester
 6849
 3 Mountain Mill Drive
 Unit 2
 Worcester 6850
 PHONE 023 346 8000
 FAX 023 347 2012
 Email: lmgolozeli@bocma.co.za

Bill To:
 HEAD OF FINANCE
 BEAUFORT-WEST LOCAL MUNICIPALITY
 PRIVATE BAG X582
 BEAUFORT WEST
 6970

Water Use Description	Tariff Category	Quantity m3/HA Registered/Consumed	Unit Price (c/m3/HA)	Amount (Rand)
-----------------------	-----------------	---------------------------------------	-------------------------	---------------

Property Details: Property Name: STEENROTSFONTEIN; Property Number: 114035; Registration Division: BEAUFORT WEST;
 Portion Number: 1; Title Deed: T37742/1981
 Water Use Details: WMA: BREEDE-GOURITZ; Legal Sector Code: 21A Tk water fr a water resource;
 Water Use Sector: DOMESTIC & INDUSTRIAL;
 Water Source Type: BOREHOLE;
 Contract No: 10174525 (22128706/2)
 Water Use Period: 01.08.2024 to 31.08.2024

WRM Charge	7,884.00	5.85	461.21
------------	----------	------	--------

Property Details: Property Name: QUAGGAS FONTEIN; Property Number: 101120; Registration Division: BEAUFORT WEST;
 Portion Number: 0; Title Deed: T3321/2005
 Water Use Details: WMA: BREEDE-GOURITZ; Legal Sector Code: 21A Tk water fr a water resource;
 Water Use Sector: DOMESTIC & INDUSTRIAL;
 Water Source Type: BOREHOLE;

Contract No: 10177110 (22128706/1)

WRM Charge	5,256.00	5.85	307.48
------------	----------	------	--------

Total Charges			768.69
----------------------	--	--	---------------

Bank Details: ABSA Bank
 Bank Name: BREDE-OLIFANTS CATCHMENT MANAGEMENT AGENCY
 Account Type: Cheque Account
 Branch Code: 632005
 Account Number: 4093406598
 Reference: Contract Acc. No



Proof of payment

Date: 04/12/2024 Time: 7:47:44 AM

Profile name:	BEAUFORT WEST MUNICIPALITY
Batch reference number:	1941317344
Reference number:	000000004953695662
Payment date:	29/11/2024
From account name:	*BEAUFORT WEST MUNICIPALITY
From account description:	*BEAUFORT WEST MUNICIPALITY
From account statement description:	15/20333*BREEDE GOUR
Beneficiary account / cell phone number:	4093406598
Beneficiary/ Recipient name:	BREEDE GOURITZ
Beneficiary statement description:	Beaufort West Municipality
Branch code:	632005
Amount:	3,540.60

Additional comments by payer:

View your account to confirm that you have received this payment.

- All payments are subject to clearing rules.

Please refer to landing page for cut off times and telephone numbers.

Private Bag 582
Beaufort West
Beaufort West - 6970

Tel: 023 414 8100
Fax: 023 414 8105
Email: treasury@beaufortwestmun.co.za
Website: www.beaufortwestmun.co.za
VAT Reg: 4000846388



Payment Instruction Detail

Status - Awaiting Payment Approval

Payment Instruction Number	Payment Instruction Data	Payment Id	Doc Number	Payment Type	Transaction Type	Cashbook	Payment Due Date	Total Payment Amount	Outstanding Payment Amount
P111/27/00038074/2024-2025	27/11/2024	38074	15/20332	Normal	Exp - Direct Payment EFT	Nedbank 2025	18/12/2024	R 1 337.64	R 1 337.64

VENDOR DETAILS

Vendor Name	Vendor Number	Bank	Account Number	Branch Code	Account Type	Payment Reference
BREEDE GOURITZ	SCM/745	ABSA BANK LIMITED	4093406598	632005	Cheque/Current Account	BREEDE GOURITZ

INVOICE DETAILS

Invoice Number	Vendor / Creditor Invoice Number	Vendor Invoice Date	Goods / Service Description	Invoice Amount (excl. VAT)	VAT	Invoice Amount (Incl. VAT)	Reason for Late Payment
SPT18/11/00019299/2024-2025	INV412512731	18/11/2024	Water Services Programme_Water Treatment Project / Water / ACC NO:101415651, Water Services Programme_Water Treatment Project / Water / ACC NO:101415651	R 1 003.23	R 0.00	R 1 003.23	
SPT18/11/00019299/2024-2025	INV412524813	18/11/2024	Water Services Programme_Water Treatment Project / Water / ACC NO:101415651, Water Services Programme_Water Treatment Project / Water / ACC NO:101415651	R 334.41	R 0.00	R 334.41	

Private Bag 582
Beaufort West
Beaufort West - 6970

Tel: 023 414 8100
Fax: 023 414 8105
Email: treasury@beaufortwestmun.co.za
Website: www.beaufortwestmun.co.za
VAT Reg: - 4000846388



Sundry Invoice Detail

Invoice Number SPI18/11/00019299/2024-2025 **Vendor Name** BREEDE GOURITZ
Invoice Date 18/11/2024 **Vendor Number** SCM/745
 Company Type

Vendor Invoice Number	Project Name	Project Item	Plan Item ID	Purchase Item	Quantity	Unit Price	Invoice Amount (Excl. VAT)	VAT	Invoice Amount (Incl. VAT)
INV412512731	8178 - Water Services Programme_ Water Treatment Project	Water IE007004000000000000000000000000000000000000	156446	ACC NO:101415651	1.0000	R 1 003.23	R 1 003.23	R 0.00	R 1 003.23
INV412524813	8178 - Water Services Programme_ Water Treatment Project	Water IE007004000000000000000000000000000000000000	156446	ACC NO:101415651	1.0000	R 334.41	R 334.41	R 0.00	R 334.41
Total Amount							R 1 337.64	R 0.00	R 1 337.64

INVOICE

Customer No: 22060797
 Contract Acc. No: 101415651
 Document No: 412512731
 Document Date: 30.06.2024
 Payment Terms: 30 Days
 Due Date: 30.07.2024
 Customer VAT Reg. No: 4000846388

**BREED-OLIFANTS**

Bill To:
 HEAD OF FINANCE
 BEAUFORT-WEST LOCAL MUNICIPALITY
 PO BOX 582
 BEAUFORT WEST
 6970

YOUR CONTACT OFFICE:
 Breede-Olifants CMA Head Office
 Private Bag X3055
 Worcester
 6849

3 Mountain Mill Drive
 Unit 2
 Worcester 6850

PHONE 023 346 8000
 FAX 023 347 2012
 Email: lmgolozeli@bocma.co.za

Water Use Description	Tariff Category	Quantity m3/HA Registered/Consumed	Unit Price (c/m3/HA)	Amount (Rand)
Property Details: Property Name: ERF 4; Property Number: 191840; Registration Division: ; Portion Number: ; Title Deed: Water Use Details: WMA: ; Legal Sector Code: 21G Disposing of waste; Water Use Sector: Waste Discharge Dom & Ind; Water Source Type: ; Contract No: 10349463 (22060797/2) Water Use Period: 01.04.2024 to 30.04.2024				
	Waste Discharge Charges	4,833.33	5.67	274.05
Water Use Period: 01.05.2024 to 31.05.2024				
	Waste Discharge Charges	4,833.33	5.67	274.05
Water Use Period: 01.06.2024 to 30.06.2024				
	Waste Discharge Charges	4,833.33	5.67	274.05
Property Details: Property Name: VAN DER BYLS KRAAL; Property Number: 191870; Registration Division: ; Portion Number: ; Title Deed: Water Use Details: WMA: ; Legal Sector Code: 21G Disposing of waste; Water Use Sector: Waste Discharge Dom & Ind; Water Source Type: ; Contract No: 10349556 (22060797/3) Water Use Period: 01.04.2024 to 30.04.2024				
	Waste Discharge Charges	1,064.58	5.67	60.36
Water Use Period: 01.05.2024 to 31.05.2024				
	Waste Discharge Charges	1,064.58	5.67	60.36
Water Use Period: 01.06.2024 to 30.06.2024				
	Waste Discharge Charges	1,064.58	5.67	60.36
Total Charges				1,003.23

Bank Details: ABSA Bank
 Bank Name: BREEDE-OLIFANTS CATCHMENT MANAGEMENT AGENCY
 Account Type: Cheque Account
 Branch Code: 632005
 Account Number: 4093406598
 Reference: Contract Acc. No

INVOICE

Customer No: 22060797
 Contract Acc. No: 101415651
 Document No: 412524813
 Document Date: 31.07.2024
 Payment Terms: 30 Days
 Due Date: 30.08.2024
 Customer VAT Reg. No: 4000846388



Bill To:
 HEAD OF FINANCE
 BEAUFORT-WEST LOCAL MUNICIPALITY
 PO BOX 582
 BEAUFORT WEST
 6970

YOUR CONTACT OFFICE:
 Breede-Olifants CMA Head Office
 Private Bag X3055
 Worcester
 6849

3 Mountain Mill Drive
 Unit 2
 Worcester 6850

PHONE 023 346 8000
 FAX 023 347 2012
 Email: lmgolozeli@bocma.co.za

Water Use Description	Tariff Category	Quantity m3/HA Registered/Consumed	Unit Price (c/m3/HA)	Amount (Rand)
Property Details: Property Name: ERF 4; Property Number: 191840; Registration Division: ; Portion Number: ; Title Deed: Water Use Details: WMA: ; Legal Sector Code: 21G Disposing of waste; Water Use Sector: Waste Discharge Dom & Ind; Water Source Type: ; Contract No: 10349463 (22060797/2) Water Use Period: 01.07.2024 to 31.07.2024				
	Waste Discharge Charges	4,833.33	5.67	274.05
Property Details: Property Name: VAN DER BYLS KRAAL; Property Number: 191870; Registration Division: ; Portion Number: ; Title Deed: Water Use Details: WMA: ; Legal Sector Code: 21G Disposing of waste; Water Use Sector: Waste Discharge Dom & Ind; Water Source Type: ; Contract No: 10349556 (22060797/3)				
	Waste Discharge Charges	1,064.58	5.67	60.36
	Total Charges			334.41

Bank Details: ABSA Bank
 Bank Name: BREEDE-OLIFANTS CATCHMENT MANAGEMENT AGENCY
 Account Type: Cheque Account
 Branch Code: 632005
 Account Number: 4093406598
 Reference: Contract Acc. No



Proof of payment

Date: 04/12/2024 Time: 7:47:44 AM

Profile name:	BEAUFORT WEST MUNICIPALITY
Batch reference number:	1941317344
Reference number:	000000004953695661
Payment date:	29/11/2024
From account name:	*BEAUFORT WEST MUNICIPALITY
From account description:	*BEAUFORT WEST MUNICIPALITY
From account statement description:	15/20332*BREDE GOUR
Beneficiary account / cell phone number:	4093406598
Beneficiary/ Recipient name:	BREDE GOURITZ
Beneficiary statement description:	Beaufort West Municipality
Branch code:	632005
Amount:	1,337.64

Additional comments by payer:

View your account to **confirm that you have received this payment.**

- All payments are subject to clearing rules.

Please refer to landing page for cut off times and telephone numbers.

PII/127/00038072



**BEAUFORT-WES - BEAUFORT WEST - BHOBHOFOLO
MUNISIPALITEIT - MUNICIPALITY - U MASIPALA WASE**

**DEPARTEMENT: FINANSIËLE DIENSTE / DEPARTMENT: FINANCIAL SERVICES
ELEKTRONIESE BETALING / ELECTRONIC PAYMENT(EFT)
BETALINGSADVIES / PAYMENT VOUCHER**

Tel # 023 414 8100

BTW/ VAT #: 40008 46 388

Privaatsak/Private Bag 582

E-mail: treasury@beaufortwestmun.co.za

Beaufort-Wes/West 6970

DT AAN:

Vendor Code

DT TO:

BREEDE GOURITZ

Verw. / Ref. #

ABSA

Bewys / Voucher #

20330

Code 632,005

Besending/ Batch #

DMM 2411

Bank 4,093,406,598

Datum/Date


2024/11/

ACC NO: 101415651 - INV412585250			R	334.41
			R	334.41
	Pos / Vote #	Bedrag / Amount	Totaal / Total	
	8178	R 334.41		
Totaal Debiete				
BANK		R 334.41		
	8980 2500 0000	Kt / Ct	R	334.41

Korrek Gesertifiseer
Certified Correct

Prepared By

Approval for payment signed by CFO



Private Bag 582
Beaufort West
Beaufort West - 6970

Tel: 023 414 8100
Fax: 023 414 8105
Email: treasury@beaufortwestmun.co.za
Website: www.beaufortwestmun.co.za
VAT Reg:- 4000846388

Payment Instruction Detail

Status - Awaiting Payment Approval

Payment Instruction Number	Payment Instruction Date	Payment Id	Payment Doc Number	Payment Type	Transaction Type	Cashbook	Payment Due Date	Total Payment Amount	Outstanding Payment Amount
P111/27/00038072/2024-2025	27/11/2024	38072	15/20330	Normal	Exp - Direct Payment EFT	Nedbank 2025	18/12/2024	R 334.41	R 334.41

VENDOR DETAILS

Vendor Name	Vendor Number	Bank	Account Number	Branch Code	Account Type	Payment Reference
BREEDE GOURITZ	SCM/745	ABSA BANK LIMITED	4093406598	632005	Cheque/Current Account	BREEDE GOURITZ

INVOICE DETAILS

Invoice Number	Vendor/Creditor Invoice Number	Vendor Invoice Date	Goods/Service Description	Invoice Amount (excl. VAT)	VAT	Invoice Amount (Incl. VAT)	Reason for Late Payment
SP118/11/00019302/2024-2025	INV412585250	18/11/2024	Water Services Programme, Water Treatment Project / Water / ACC NO: 101415651	R 334.41	R 0.00	R 334.41	

INVOICE

Customer No: 22060797
 Contract Acc. No: 101415651
 Document No: 412585250
 Document Date: 31.10.2024
 Payment Terms: 30 Days
 Due Date: 02.12.2024
 Customer VAT Reg. No: 4000846388

**BREDE-OLIFANTS**

Bill To:
 HEAD OF FINANCE
 BEAUFORT-WEST LOCAL MUNICIPALITY
 PO BOX 582
 BEAUFORT WEST
 6970

YOUR CONTACT OFFICE:
 Breede-Olifants CMA Head Office
 Private Bag X3055
 Worcester
 6849

3 Mountain Mill Drive
 Unit 2
 Worcester 6850

PHONE 023 346 8000
 FAX 023 347 2012
 Email: lmgolozeli@bocma.co.za

Water Use Description	Tariff Category	Quantity m3/HA Registered/Consumed	Unit Price (c/m3/HA)	Amount (Rand)
Property Details: Property Name: ERF 4; Property Number: 191840; Registration Division: ; Portion Number: ; Title Deed: Water Use Details: WMA: ; Legal Sector Code: 21G Disposing of waste; Water Use Sector: Waste Discharge Dom & Ind; Water Source Type: ; Contract No: 10349463 (22060797/2) Water Use Period: 01.10.2024 to 31.10.2024				
	Waste Discharge Charges	4,833.33	5.67	274.05
Property Details: Property Name: VAN DER BYLS KRAAL; Property Number: 191870; Registration Division: ; Portion Number: ; Title Deed: Water Use Details: WMA: ; Legal Sector Code: 21G Disposing of waste; Water Use Sector: Waste Discharge Dom & Ind; Water Source Type: ; Contract No: 10349556 (22060797/3)				
	Waste Discharge Charges	1,064.58	5.67	60.36
	Total Charges			334.41

Bank Details: ABSA Bank
 Bank Name: BREDE-OLIFANTS CATCHMENT MANAGEMENT AGENCY
 Account Type: Cheque Account Account Number: 4093406598
 Branch Code: 632005 Reference: Contract Acc. No



Proof of payment

Date: 04/12/2024 Time: 7:47:44 AM

Profile name:	BEAUFORT WEST MUNICIPALITY
Batch reference number:	1941317344
Reference number:	000000004953695659
Payment date:	29/11/2024
From account name:	*BEAUFORT WEST MUNICIPALITY
From account description:	*BEAUFORT WEST MUNICIPALITY
From account statement description:	15/20330*BREDE GOUR
Beneficiary account / cell phone number:	4093406598
Beneficiary/ Recipient name:	BREDE GOURITZ
Beneficiary statement description:	Beaufort West Municipality
Branch code:	632005
Amount:	334.41

Additional comments by payer:

View your account to confirm that you have received this payment.

- All payments are subject to clearing rules.

Please refer to landing page for cut off times and telephone numbers.

PII 127/00058073



BEAUFORT-WES - BEAUFORT WEST - BHOBHOFOLO
MUNISIPALITEIT - MUNICIPALITY - U MASIPALA WASE

DEPARTEMENT: FINANSIËLE DIENSTE / DEPARTMENT: FINANCIAL SERVICES

ELEKTRONIESE BETALING / ELECTRONIC PAYMENT(EFT)
BETALINGSADVIES / PAYMENT VOUCHER

Tel # 023 414 8100

BTW/ VAT #: 40008 46 388

Privaatsak/Private Bag 582

E-mail: treasury@beaufortwestmun.co.za

Beaufort-Wes/West 6970

DT AAN:	Vendor Code	
DT TO: BREDE GOURITZ	Verw. / Ref. #	
Code ABSA	Bewys / Voucher #	<u>20331</u>
Bank 632,005	Besending/ Batch #	DMM 2411
4,093,406,598	Datum/Date	2024/11/

ACC NO: 101115488 - INV412585107		R	768.69
ACC NO: 101123171 - INV412585127		R	2,437.50
		R	3,206.19
	Pos / Vote #	Bedrag / Amount	Totaal / Total
	8178	R 3,206.19	
Totaal Debiete			
BANK		R 3,206.19	
	8980 2500 0000	Kt / Ct	R 3,206.19

Korrek Gesertifiseer
Certified Correct

^^ Prepared By _____

Approval for payment signed by CFO _____

Private Bag 582
Beaufort West
Beaufort West - 6870

Tel: 023 414 8100
Fax: 023 414 8105
Email: treasury@beaufortwestmun.co.za
Website: www.beaufortwestmun.co.za
VAT Reg:- 4000846388

Payment Instruction Detail

PAYMENT DETAILS							Status - Awaiting Payment Approval		
Payment Instruction Number	Payment Instruction Date	Payment Id	Doc Number	Payment Type	Transaction Type	Cashbook	Payment Due Date	Total Payment Amount	Outstanding Payment Amount
PI11/27/00038073/2024-2025	27/11/2024	38073	15/20331	Normal	Exp - Direct Payment EFT	Nedbank 2025	18/12/2024	R 3 206.19	R 3 206.19

VENDOR DETAILS

Vendor Name	Vendor Number	Bank	Account Number	Branch Code	Account Type	Payment Reference
BREEDE GOURITZ	SCM/745	ABSA BANK LIMITED	4093406598	632005	Cheque/Current Account	BREEDE GOURITZ

INVOICE DETAILS

Invoice Number	Vendor/Creditor Invoice Number	Vendor Invoice Date	Goods/Service Description	Invoice Amount (excl. VAT)	VAT	Invoice Amount (Incl. VAT)	Reason for Late Payment
SPT18/11/00019298/2024-2025	INV412585107	18/11/2024	Water Services Programme_Water Treatment Project / Water / ACC NO: 101115488, Water Services Programme_Water Treatment Project / Water / ACC NO: 101123171	R 768.69	R 0.00	R 768.69	
SPT18/11/00019298/2024-2025	INV412585127	18/11/2024	Water Services Programme_Water Treatment Project / Water / ACC NO: 101115488, Water Services Programme_Water Treatment Project / Water / ACC NO: 101123171	R 2 437.50	R 0.00	R 2 437.50	

INVOICE

Customer No: 22128706
 Contract Acc. No: 101115488
 Document No: 412585107
 Document Date: 31.10.2024
 Payment Terms: 30 Days
 Due Date: 02.12.2024
 Customer VAT Reg. No: 4000846388

**BREDE-OLIFANTS**

Bill To:
 HEAD OF FINANCE
 BEAUFORT-WEST LOCAL MUNICIPALITY
 PRIVATE BAG X582
 BEAUFORT WEST
 6970

YOUR CONTACT OFFICE:
 Brede-Olifants CMA Head Office
 Private Bag X3055
 Worcester
 6849

3 Mountain Mill Drive
 Unit 2
 Worcester 6850

PHONE 023 346 8000
 FAX 023 347 2012
 Email: lmgolozeli@bocma.co.za

Water Use Description	Tariff Category	Quantity m3/HA Registered/Consumed	Unit Price (c/m3/HA)	Amount (Rand)
-----------------------	-----------------	---------------------------------------	-------------------------	---------------

Property Details: Property Name: STEENROTSFONTEIN; Property Number: 114035; Registration Division: BEAUFORT WEST;
 Portion Number: 1; Title Deed: T37742/1981
 Water Use Details: WMA: BREDE-GOURITZ; Legal Sector Code: 21A Tk water fr a water resource;
 Water Use Sector: DOMESTIC & INDUSTRIAL;
 Water Source Type: BOREHOLE;
 Contract No: 10174525 (22128706/2)
 Water Use Period: 01.10.2024 to 31.10.2024

WRM Charge	7,884.00	5.85	461.21
------------	----------	------	--------

Property Details: Property Name: QUAGGAS FONTEIN; Property Number: 101120; Registration Division: BEAUFORT WEST;
 Portion Number: 0; Title Deed: T3321/2005
 Water Use Details: WMA: BREDE-GOURITZ; Legal Sector Code: 21A Tk water fr a water resource;
 Water Use Sector: DOMESTIC & INDUSTRIAL;
 Water Source Type: BOREHOLE;

Contract No: 10177110 (22128706/1)

WRM Charge	5,256.00	5.85	307.48
------------	----------	------	--------

Total Charges			768.69
----------------------	--	--	---------------

Bank Details: ABSA Bank
 Bank Name: BREDE-OLIFANTS CATCHMENT MANAGEMENT AGENCY
 Account Type: Cheque Account
 Branch Code: 632005
 Account Number: 4093406598
 Reference: Contract Acc. No

INVOICE

NWRI Customer Ref no: 60001054
 Customer No: 22060065
 Contract Acc. No: 101123171
 Document No: 412585127
 Document Date: 31.10.2024
 Payment Terms: 30 Days
 Due Date: 02.12.2024
 Customer VAT Reg. No: 4000846388



YOUR CONTACT OFFICE:
 Breede-Olifants CMA Head Office
 Private Bag X3055
 Worcester 6849

 3 Mountain Mill Drive
 Unit 2
 Worcester 6850

 PHONE 023 346 8000
 FAX 023 347 2012
 Email: lmgolozeli@bocma.co.za

Bill To:
 HEAD OF FINANCE
 BEAUFORT-WEST LOCAL MUNICIPALITY
 PRIVATE BAG X582
 BEAUFORT WEST
 6970

Water Use Description	Tariff Category	Quantity m3/HA Registered/Consumed	Unit Price (c/m3/HA)	Amount (Rand)
Property Details: Property Name: ERF 1943; Property Number: 33740; Registration Division: BEAUFORT WEST; Portion Number: 0; Title Deed: T12772/2003 Water Use Details: WMA: BREEDE-GOURITZ; Legal Sector Code: 21A Tk water fr a water resource; Water Use Sector: DOMESTIC & INDUSTRIAL; Water Source Type: SCHEME; Contract No: 10177286 (22060065/2) Water Use Period: 01.10.2024 to 31.10.2024				
	WRM Charge	41,666.67	5.85	2,437.50
	Total Charges			2,437.50



Proof of payment

Date: 04/12/2024 Time: 7:47:44 AM

Profile name:	BEAUFORT WEST MUNICIPALITY
Batch reference number:	1941317344
Reference number:	000000004953695660
Payment date:	29/11/2024
From account name:	*BEAUFORT WEST MUNICIPALITY
From account description:	*BEAUFORT WEST MUNICIPALITY
From account statement description:	15/20331*BREDE GOUR
Beneficiary account / cell phone number:	4093406598
Beneficiary/ Recipient name:	BREDE GOURITZ
Beneficiary statement description:	Beaufort West Municipality
Branch code:	632005
Amount:	3,206.19

Additional comments by payer:

View your account to confirm that you have received this payment.

- All payments are subject to clearing rules.

Please refer to landing page for cut off times and telephone numbers.

PII/27/00038066



**BEAUFORT-WES - BEAUFORT WEST - BHOBHOFOLO
MUNISIPALITEIT - MUNICIPALITY - U MASIPALA WASE**

DEPARTEMENT: FINANSIËLE DIENSTE / DEPARTMENT: FINANCIAL SERVICES

**ELEKTRONIESE BETALING / ELECTRONIC PAYMENT(EFT)
BETALINGSADVIES / PAYMENT VOUCHER**

Tel # 023 414 8100

BTW/ VAT #: 40008 46 388

Privaatsak/Private Bag 582

E-mail: treasury@beaufortwestmun.co.za

Beaufort-Wes/West 6970

DT AAN:

Vendor Code

DT TO: **J NEL**

Verw. / Ref. #

ABSA

Bewys / Voucher #

20324

Code 632,005

Besending/ Batch #

DM 2411

Bank 1,540,580,193

Datum/Date

2024/11/

PURCHASES RAW WATER: MR. J.NEL : STEENROTSFONTEIN		R	48,907.20
INV NO: 78			
		R	48,907.20
	Pos / Vote #	Bedrag / Amount	Totaal / Total
	8178	R 48,907.20	
Totaal Debiete			
BANK		R 48,907.20	
	8980 2500 0000	Kt / Ct	R 48,907.20

Korrek Gesertifiseer
Certified Correct

^^ Prepared By _____

Approval for payment signed by CFO _____

Private Bag 582
Beaufort West
Beaufort West - 6970

Tel: 023 414 8100
Fax: 023 414 8105
Email: treasury@beaufortwestmun.co.za
Website: www.beaufortwestmun.co.za
VAT Regi- 4000846388



Payment Instruction Detail

Status - Awaiting Payment Approval

Payment Instruction Number	Payment Instruction Date	Payment Id	Payment Doc Number	Payment Type	Transaction Type	Cashbook	Payment Due Date	Total Payment Amount	Outstanding Payment Amount
P11.1/27/00038066/2024-2025	27/11/2024	38066	15/20324	Normal	Exp - Direct Payment EFT	Netbank 2025	04/12/2024	R 48 907.20	R 48 907.20

VENDOR DETAILS

Vendor Name	Vendor Number	Bank	Account Number	Branch Code	Account Type	Payment Reference
J NEL	SCM/414	Absa Bank	1540580193	334108	Cheque/Current Account	J NEL

INVOICE DETAILS

Invoice Number	Vendor / Creditor Invoice Number	Vendor Invoice Date	Goods/Service Description	Invoice Amount (excl. VAT)	VAT	Invoice Amount (Incl. VAT)	Reason for Late Payment
SP16/11/00019184/2024-2025	INV NO.78	04/11/2024	Water Services Programme, Water Treatment Project / Water / 01 OCTOBER 2024 TO 31 OCTOBER 2024	R 42 528.00	R 6 379.20	R 48 907.20	



Private Bag 582
Beaufort West
Beaufort West - 6870

Tel: 023 414 8100
Fax: 023 414 8105
Email: treasury@beaufortwestmun.co.za
Website: www.beaufortwestmun.co.za
VAT Reg: -4000846393

Sundry Invoice Detail

Invoice Number SPI6/11/00019184/2024-2025 **Vendor Name** J NEL
Invoice Date 04/11/2024 **Vendor Number** SCM/414
Company Type

Vendor Invoice Number	Project Name	Project Item	Plan Item ID	Purchase Item	Quantity	Unit Price	Invoice Amount (Excl. VAT)	VAT	Invoice Amount (Incl. VAT)
INV NO.78	8178 - Water Services Programme_Water Treatment Project	Water IE00700400000000000000000000000000	156446	01 OCTOBER 2024 TO 31 OCTOBER 2024	1.0000	R 42 528.00	R 42 528.00	R 6 379.20	R 48 907.20
	Total Amount						R 42 528.00	R 6 379.20	R 48 907.20



**MUNISIPALITEIT / MUNICIPALITY
BEAUFORT-WES/BEAUFORT WEST/BHOBHOFOLO**

Departement van die Direkteur: Ingenieursdienste / Department of the Director: Engineering Services
Isebe Lomphathi Owongameleyo: Kwicandelo Lezenjinell

MAGTIGING VIR BETALING

Hiermee verleen ek **Luzuko Nqotola**, Direkteur: Infrastruktuur Dienste

goedkeuring vir die betaling van..... aan *Mr*.....

GOEDKEUR	
NIE GOEDGEKEUR	

**L. NQOTOLA
DIREKTEUR:INFRASTRUKTUUR DIENSTE**

AUTHORISATION FOR PAYMENT

I **Luzuko Nqotola**, Director: Infrastructure Services, hereby approve the

Payment of... *R 48,907.20* ... to *Mr J. Nel Steenrotsfontein*

APPROVED	<input checked="" type="checkbox"/>
DISAPPROVED	<input type="checkbox"/>

**L. NQOTOLA
DIRECTOR: INFRASTRUCTURE SERVICES**



**MUNISIPALITEIT / MUNICIPALITY / UMASIPALA-WASE
BEAUFORT-WES / BEAUFORT WEST / BHOBHOFOLO**

**DEPARTEMENT VAN DIE DIREKTEUR: INGENIEURSDIENSTE
DEPARTMENT OF THE DIRECTOR: ENGINEERING SERVICES
ISEBE LOMPHATHI OWONGAMELEYO: KWICANDELO LEZENJINELI**

Rig asseblief alle korrespondensie aan die Munisipale Bestuurder/Kindly address all correspondence to the Municipal Manager/Yonke imbelelwano mayithunyelwe kuMlawuli kaMasipala

Verwysing
Reference
Isalathiso 13/1/2/2: Water Purchase: Steenrotsfontein

Privaatsak / Private Bag 582
Faks / Fax 023-415 2811
Tel 023-4148101

Navrae
Enquiries
Imibuzo C.B. Wright

E-pos / E-mail : louw@beaufortwestmun.co.za
Birdstraat 61/63 Bird Street
BEAUFORT-WES
BEAUFORT WEST
6970

Datum
Date 04 November 2024

MEMORANDUM TO ACTING CHIEF FINANCIAL OFFICER

PURCHASES RAW WATER: MR. J.NEL: STEENROTSFONTEIN

Find attached invoice no.78 , dated 04 November 2024 from Mr. J.Nel for the purchases of raw water for the period 01 October 2024 to 31 October 2024, from the farm Steenrotsfontein.

30 567m ³ kiloliter raw water	@ R1.60 (incl VAT)	R 42,528.00
Plus 15% VAT		<u>R 6,379.20</u>

Amount payable to J.Nel R 48,907.20

Please make an electronic transfer in favour of J.Nel. The bank details are: J.Nel, ABSA Beaufort-Wes, Account number: 154 058 0193. The payment must be made from vote number 4050-0600-0000.

It is hereby certified that the amount of R48,907.20 has not been previously paid out.

For your further attention and settlement.


C.B WRIGHT
SENIOR MANAGER: TECHNICAL SERVICES
/hb


L.NQOTOLA
DIRECTOR: INFRASTRUCTURE SERVICES
/hb

TAX INVOICE / BELASTINGFAKTUUR

78

From
Van J Nd
Steenwafjondkeu
Postbus 388
Beaufort-Wes 6970

Date
Datum 4 11 24
V.A.T. Reg. No./B.T.W. Gereg. Nr.
4750102115

To
Aan Munisipaliteit
Beaufort-Wes
6970

V.A.T. Reg. No.
B.T.W. Gereg. Nr.
4000846388

Quantity Hoev.	Description Beskrywing	Unit Price Eenheidsprys	Amount Bedrag
	Rouwater outtrek op Steenwafjondkeu vir Oktober 2024 @ R1.60 per m ²		R47,528 00
	J Nd Absa, Beaufort-Wes Rereg N1 1540580193.		

Sub Total
Subtotaal 47,528 00
V.A.T. inclusive
% B.T.W. Ingesluit 6 379 20
TOTAL
TOTAAL 48 907 20

TERMS
TERME

Melies

15
Delete as applicable
Skrap waar nie van toepassing nie

Staad .

J. Nel, Steenvoetsfontein, Posters 388,
Beaufort Wes

Beaufort-Wes Munisipaliteit

Datum	Fakstun N.	Bedrag
4. 11. 24	78	R48 907.20

W. Nel



**MUNISIPALITEIT / MUNICIPALITY / UMASIPALA-WASE
BEAUFORT-WES / BEAUFORT WEST / BHOBHOFOLO**

**DEPARTEMENT VAN DIE DIREKTEUR: INGENIEURSDIENSTE
DEPARTMENT OF THE DIRECTOR: ENGINEERING SERVICES
ISEBE LOMPHATHI OWONGAMELEYO: KWICANDELO LEZENJINELI**

Rig asseblief alle korrespondensie aan die Munisipale Bestuurder/Kindly address all correspondence to the Municipal Manager/Yonke Imbelelwano mayithunywele kuMisiwili kaMasipala

Verwysing
Reference
Isalathiso

13/1/2/2: Koop Water: Steenrots

Privaatsak / Private Bag 582
Faks / Fax 023-415 2811
Tel 023-4148101

Navrae
Enquiries
Imibuzo

C.B. Wright

E-pos / E-mail : loww@beaufortwestmun.co.za
Birdstraat 61/63 Bird Street
BEAUFORT-WES
BEAUFORT WEST
6970

Datum
Date

04 November 2024

Steenrotsfontein
Beaufort-Wes
6970

Aandag Mnr. N. Nel

AANKOPE ROUWATER: MNR. N. NEL - STEENROTSFONTEIN

Hier onder is 'n opsomming van die water wat by die verskillende boorgate op u eiendom onttrek was. Die onttrekkings syfers is vir die tydperk vanaf 01 Oktober 2024 tot 31 Oktober 2024.

BOORGAT	BEGIN LESING	EIND LESING	TOTAAL m ³
SR 4	0	0	0
SR 5	430882	444699	13817
SR 9	428227	439285	11058
SR 10	25083	30775	5692
Totale m ³ water onttrek			30 567 m ³

Hiernmee word u dus versoek om 'n rekening te lewer aan Beaufort-Wes Munisipaliteit vir die bogenoemde hoeveelheid rou water wat by u aangekoop word volgens die kontrak gesluit met Beaufort-Wes Munisipaliteit. Die tarief soos ooreengekom en vervat in die ooreenkoms is R1.60 per m³ BTW ingesluit.

Vir u verdere aandag.


C.B WRIGHT
BESTUURDER: TEGNIESE DIENSTE
/hb



Proof of payment

Date: 04/12/2024 Time: 7:47:44 AM

Profile name:	BEAUFORT WEST MUNICIPALITY
Batch reference number:	1941317344
Reference number:	000000004953695654
Payment date:	29/11/2024
From account name:	*BEAUFORT WEST MUNICIPALITY
From account description:	*BEAUFORT WEST MUNICIPALITY
From account statement description:	15/20324*J NEL
Beneficiary account / cell phone number:	1540580193
Beneficiary/ Recipient name:	J NEL
Beneficiary statement description:	Beaufort West Municipality
Branch code:	334108
Amount:	48,907.20

Additional comments by payer:

View your account to **confirm that you have received this payment.**

- All payments are subject to clearing rules.

Please refer to landing page for cut off times and telephone numbers.

PT 11/27/00038065



BEAUFORT-WES - BEAUFORT WEST - BHOBHOFOLO
MUNISIPALITEIT - MUNICIPALITY - U MASIPALA WASE

DEPARTEMENT: FINANSIËLE DIENSTE / DEPARTMENT: FINANCIAL SERVICES
ELEKTRONIESE BETALING / ELECTRONIC PAYMENT(EFT)
BETALINGSADVIES / PAYMENT VOUCHER

Tel # 023 414 8100

BTW/ VAT #: 40008 46 388

Privaatsak/Private Bag 582

E-mail: treasury@beaufortwestmun.co.za

Beaufort-Wes/West 6970

DT AAN:	Vendor Code	
DT TO:	Verw. / Ref. #	
Code	Bewys / Voucher #	20323
Bank	Besending/ Batch #	DM 2411
	Datum/Date	2024/11/

PURCHASES RAW WATER : MR. AD NIGRINI : KLEIN HANSRIVIER	R	63,412.79
INV NO:KH5 61		
	R	63,412.79

	Pos / Vote #	Bedrag / Amount	Totaal / Total
	8178	R 63,412.79	
Totaal Debiets			
BANK		R 63,412.79	
	8980 2500 0000	Kt / Ct	R 63,412.79

Korrek Gesertifiseer
 Certified Correct

Prepared By

Approval for payment signed by CFO

Private Bag 582
Beaufort West
Beaufort West - 6970

Tel: 023 414 8100
Fax: 023 414 8105
Email: treasury@beaufortwestmun.co.za
Website: www.beaufortwestmun.co.za
VAT Reg:- 4000846388



Payment Instruction Detail

Status - Awaiting Payment Approval

Payment Instruction Number	Payment Instruction Date	Payment Id	Doc Number	Payment Type	Transaction Type	Cashbook	Payment Due Date	Total Payment Amount	Outstanding Payment Amount
P111/27/00038065/2024-2025	27/11/2024	38065	15/20323	Normal	Exp - Direct Payment EFT	Nedbank 2025	01/12/2024	R 63 412.79	R 63 412.79

VENDOR DETAILS

Vendor Name	Vendor Number	Bank	Account Number	Branch Code	Account Type	Payment Reference
AD NIGRINI	SCN/392	Standard Bank	82957002	051001	Cheque/Current Account	AD NIGRINI

INVOICE DETAILS

Invoice Number	Vendor / Creditor Invoice Number	Vendor Invoice Date	Goods/Service Description	Invoice Amount (excl. VAT)	VAT	Invoice Amount (Incl. VAT)	Reason for Late Payment
SP16/11/00019185/2024-2025	INV NO. KHS 61	01/11/2024	Water Services Programme_Water Treatment Project / Water / 01 TO 30 SEPTEMBER 2024	R 55 141.56	R 8 271.23	R 63 412.79	

Sundry Invoice Detail

Invoice Number SPI6/11/00019185/2024-2025
Invoice Date 01/11/2024
Vendor Name AD NIGRINI
Vendor Number SCM/392
Company Type

Vendor Invoice Number	Project Name	Project Item	Plan Item ID	Purchase Item	Quantity	Unit Price	Invoice Amount (Excl. VAT)	VAT	Invoice Amount (Incl. VAT)
INV NO. KH5 61	8178 - Water Services Programme_Water Treatment Project	Water IE00700400000000000000000000000000	156446	01 TO 30 SEPTEMBER 2024	1.0000	R 55 141.56	R 55 141.56	R 8 271.23	R 63 412.79
Total Amount							R 55 141.56	R 8 271.23	R 63 412.79



**MUNISIPALITEIT / MUNICIPALITY
BEAUFORT-WES/BEAUFORT WEST/BHOBHOFOLO**

Departement van die Direkteur: Ingenieursdienste / Department of the Director: Engineering Services
Isebe Lomphathi Owongameleyo: Kwicandelo Lezenjinell

MAGTIGING VIR BETALING

Hiermee verleen ek **Luzuko Nqotola**, Direkteur: Infrastruktuur Dienste

goedkeuring vir die betaling van..... aan

GOEDKEUR	
NIE GOEDGEKEUR	

L. NQOTOLA
DIREKTEUR:INFRASTRUKTUUR DIENSTE

AUTHORISATION FOR PAYMENT

I **Luzuko Nqotola**, Director: Infrastructure Services, hereby approve the

Payment of R.63,412.79 to Mr A.D Nqinn Klein Hansrivier

APPROVED	<input checked="" type="checkbox"/>
DISAPPROVED	<input type="checkbox"/>


L. NQOTOLA
DIRECTOR: INFRASTRUCTURE SERVICES



**MUNISIPALITEIT / MUNICIPALITY / UMASIPALA-WASE
BEAUFORT-WES / BEAUFORT WEST / BHOBHOFOLO**

**DEPARTEMENT VAN DIE DIREKTEUR: INGENIEURSDIENSTE
DEPARTMENT OF THE DIRECTOR: ENGINEERING SERVICES
ISEBE LOMPHATHI OWONGAMELEYO: KWICANDELO LEZENJINELI**

Rig esebief alle korrespondensie aan die Munisipale Bestuurder/Kindy address all correspondence to the Municipal Manager/Yonka imbelelwano mayihunyelwe kuMiewi kaMasipala

Verwysing
Reference
Isalekhiso 13/1/2/2: Koop Water: Klein Hansrivier

Privaatsak / Private Bag 582
Faks / Fax 023-415 2811
Tel 023-4148101

Navrae
Enquiries
Imibuzo C.B. Wright

E-pos / E-mail : louw@beaufortwestmun.co.za
Birdstraat 61/63 Bird Street
BEAUFORT-WES
BEAUFORTWEST
BHOFOLO
6970

Datum
Date 01 November 2024

MEMO DIRECTOR: FINANCIAL SERVICES

PURCHASES RAW WATER: MR. AD NIGRINI: KLEIN HANSRIVIER

Find attached invoice no. KH5 61, dated 01 November 2024 from Mr. AD Nigrini for the purchases of raw water for the period 01 to 30 September 2024 & 01 to 31 October 2024 from the farm Klein Hansrivier.

Raw water KH5: 9.720 m ³ vote no.4050-0600-0000 @ R2.79	R27,118.80
Raw water KH5: 10.044 m ³ vote no.4050-0600-0000 @ R2.79	<u>R28,022.76</u>
	R55,141.56

Plus 15% VAT	<u>8,271.23</u>
--------------	-----------------

Amount payable to AD Nigrini	R63,412.79
------------------------------	------------

Please make an electronic transfer in favour of AD Nigrini. The bank details are: AD Nigrini, Standard Bank, Beaufort West, Account No. 082957002, Branch 050008. The payment must be made from the vote number mentioned above.

It is hereby certified that the amount of R63,412.79 has not been previously paid out.

For your further attention and settlement.

**C.B WRIGHT
SENIOR MANAGER: TECHNICAL SERVICES**


**L. NOOTOLA
DIRECTOR: INFRASTRUCTURE SERVICES**

TAX INVOICE / BELASTINGFAKTUUR

K17
61

From
van
A. W. ...
Ruyterweg P.O. Box 191
Beaufort West 6970

Date
Datum 1/11/2024
V.A.T. Reg. No./B.T.W. Gereg. Nr.
4540190503

To
Aan
Blues Municipality
Beaufort West Roadside 582
6970

V.A.T. Reg. No.
B.T.W. Gereg. Nr.
600084636

Quantity Hoëv.	Description Beskrywing	Unit Price Eenheidsprys	Amount Bedrag
	1. September - 30. September 2024		
	9,72m ³ @ R2,79		27118 80
	1 Oktober - 31 Oktober 2024		
	10,044m ³ @ R2,79		28022 76

TERMS
TERME
R. P. ... 15
20% Kortings 30dae

Sub Total Subtotaal	55141 56
V.A.T. inclusive % B.T.W. Ingesluit	8271 23
TOTAL TOTAAL	341279



Proof of payment

Date: 04/12/2024 Time: 7:47:44 AM

Profile name:	BEAUFORT WEST MUNICIPALITY
Batch reference number:	1941317344
Reference number:	000000004953695653
Payment date:	29/11/2024
From account name:	*BEAUFORT WEST MUNICIPALITY
From account description:	*BEAUFORT WEST MUNICIPALITY
From account statement description:	15/20323*AD NIGRINI
Beneficiary account / cell phone number:	82957002
Beneficiary/ Recipient name:	AD NIGRINI
Beneficiary statement description:	Beaufort West Municipality
Branch code:	051001
Amount:	63,412.79

Additional comments by payer:

View your account to confirm that you have received this payment.

- All payments are subject to clearing rules.

Please refer to landing page for cut off times and telephone numbers.

Rf 11/27/00038064



**BEAUFORT-WES - BEAUFORT WEST - BHOBHOFOLO
MUNISIPALITEIT - MUNICIPALITY - U MASIPALA WASE**

DEPARTEMENT: FINANSIËLE DIENSTE / DEPARTMENT: FINANCIAL SERVICES

**ELEKTRONIESE BETALING / ELECTRONIC PAYMENT(EFT)
BETALINGSADVIES / PAYMENT VOUCHER**

Tel # 023 414 8100

BTW/ VAT #: 40008 46 388

Privaatsak/Private Bag 582

E-mail: treasury@beaufortwestmun.co.za

Beaufort-Wes/West 6970

DT AAN:

Vendor Code

DT TO:

AD NIGRINI

Verw. / Ref. #

STD

Bewys / Voucher #

Code 050 008

Besending/ Batch #

20322

Bank 082 957 002

Datum/Date

DM 2411

2024/11/

PURCHASES RAW WATER :MR A.D NIGRINI : RHENOSTERKOP			R 4,608.00
INV NO: RH 16			
			R 4,608.00
	Pos / Vote #	Bedrag / Amount	Totaal / Total
	8178	R 4,608.00	
Totaal Debiete			
BANK		R 4,608.00	
	8980 2500 0000	Kt / Ct	R 4,608.00

Korrek Gesertifiseer
Certified Correct

^^ Prepared By _____

Approval for payment signed by CFO _____



Private Bag 582
Beaufort West
Beaufort West - 6970

Tel: 023 414 8100
Fax: 023 414 8105
Email: treasury@beaufortwestmun.co.za
Website: www.beaufortwestmun.co.za
VAT Reg- 4000846388

Payment Instruction Detail

PAYMENT DETAILS							Status - Awaiting Payment Approval		
Payment Instruction Number	Payment Instruction Date	Payment Id	Payment Doc Number	Payment Type	Transaction Type	Cashbook	Payment Due Date	Total Payment Amount	Outstanding Payment Amount
P111/27/00038064/2024-2025	27/11/2024	38064	15/20322	Normal	Exp - Direct Payment EFT	Nedbank 2025	01/12/2024	R 4 608.00	R 4 608.00

VENDOR DETAILS

Vendor Name	Vendor Number	Bank	Account Number	Branch Code	Account Type	Payment Reference
AD NIGRINI	SCM/392	Standard Bank	82957002	051001	Cheque/Current Account	AD NIGRINI

INVOICE DETAILS

Invoice Number	Vendor/Creditor Invoice Number	Vendor Invoice Date	Goods/Service Description	Invoice Amount (excl. VAT)	VAT	Invoice Amount (Incl. VAT)	Reason for Late Payment
SP112/11/00019234/2024-2025	INV NO: RH 16	01/11/2024	Water Services Programme, Water Treatment Project / Water / 01 to 31 JULY 2024 01 TO 31 AUGUST 2024	R 4 006.96	R 601.04	R 4 608.00	

Private Bag 582
Beaufort West
Beaufort West - 6970

Tel: 023 414 8100
Fax: 023 414 8105
Email: treasury@beaufortwestmun.co.za
Website: www.beaufortwestmun.co.za
VAT Reg: - 4000846388

Sundry Invoice Detail

Invoice Number SPI12/11/00019234/2024-2025
Vendor Name AD NIGRINI
Invoice Date 01/11/2024
Vendor Number SCM/392
Company Type

Vendor Invoice Number	Project Name	Project Item	Plan Item ID	Purchase Item	Quantity	Unit Price	Invoice Amount (Excl. VAT)	VAT	Invoice Amount (Incl. VAT)
INV NO: RH 16	8178 - Water Services Programme_ Water Treatment Project	Water IE00700400000000000000000000000000000000000000	156446	01 to 31 JULY 2024 01 TO 31 AUGUST 2024	1.0000	R 4 006.96	R 4 006.96	R 601.04	R 4 608.00
Total Amount							R 4 006.96	R 601.04	R 4 608.00

680202. 68020.79



**MUNISIPALITEIT / MUNICIPALITY
BEAUFORT-WES/BEAUFORT WEST/BHOBHOFOL**

Departement van die Direkteur: Ingenieursdienste / Department of the Director: Engineering Services
Isebe Lomphathi Owongameleyo: Kwicandelo Lezenjineli

MAGTIGING VIR BETALING

Hiermee verleen ek **Luzuko Nqotola**, Direkteur: Infrastruktuur Dienste

goedkeuring vir die betaling van..... aan

GOEDKEUR	
NIE GOEDGEKEUR	


L. NQOTOLA
DIREKTEUR:INFRASTRUKTUUR DIENSTE

AUTHORISATION FOR PAYMENT

I **Luzuko Nqotola**, Director: Infrastructure Services, hereby approve the

Payment of R 4608,00 to Mr A.D Nigini Rhenostekop

APPROVED	
DISAPPROVED	



L. NQOTOLA
DIRECTOR: INFRASTRUCTURE SERVICES



**MUNISIPALITEIT / MUNICIPALITY / UMASIPALA-WASE
BEAUFORT-WES / BEAUFORT WEST / BHOBHOFOLO**

**DEPARTEMENT VAN DIE DIREKTEUR: INGENIEURSDIENSTE
DEPARTMENT OF THE DIRECTOR: ENGINEERING SERVICES
ISEBE LOMPHATHI OWONGAMELEYO: KWICANDELO LEZENJINELI**

Rig asseblief alle korrespondensie aan die Munisipale Bestuurder/Kindly address all correspondence to the Municipal Manager/Yonke imbelelwano mayithunywa kuMawuli kaMunisipala

Verwysing
Reference
Isalathiso

13/1/2/2: Koop Water: Rhenosterkop

Privaatsak / Private Bag 582
Faks / Fax 023-415 2811
Tel 023-4148101

Navrae
Enquiries
Imibuzo

C.B. Wright

E-pos / E-mail : louw@beaufortwestmun.co.za
Birdstraat 61/63 Bird Street
BEAUFORT-WES
BEAUFORT WEST
6970

Datum
Date

01 November 2024

MEMORANDUM : CHIEF FINANCIAL OFFICER

PURCHASES RAW WATER: MR. A.D NIGRINI: RHENOSTERKOP

Find attached invoice no RH 16, dated 01 November 2024 from Mr. A.D Nigrini for the purchases of raw water for the period 01 to 31 July 2024, 01 to 31 August 2024 and 01 to 30 September 2024 from the farm Rhenosterkop.

1904m ³ kiloliter raw water @ R1.60 (incl VAT)	R 2649.04
262m ³ kiloliter raw water @ R1.60 (incl VAT)	R 364.52
714m ³ kiloliter raw water @ R1.60 incl VAT	R 993.39
	R 4006.95
Plus 15% VAT	601.05
Amount payable to A.D Nigrini	R 4608.00

Please make an electronic transfer in favour of A.D Nigrini. The bank details are: A.D Nigrini, Standard Bank Beaufort-Wes, Account number: 082 957 002, Branch, 050008. The payout must be made from vote number 4050-0600-0000.

It is hereby certified that the amount of R 4608.00 has not been previously paid out.

For your further attention and settlement.

**C.B WRIGHT
SENIOR MANAGER: TECHNICAL SERVICES**


**L. NGOTOLA
DIRECTOR: INFRASTRUCTURE SERVICES**

K17

TAX INVOICE / BELASTINGFAKTUUR

16

From
van
A.P. Makin
Kruissteeg 191
Beaufort West 6970

Date
Datum
1/11/2024
V.A.T. Reg. No./B.T.W. Gereg. Nr.
4540190503

To
Aan
B/W's Whiggeldit
Beaufort West 11 vadersak 582
6970

V.A.T. Reg. No.
B.T.W. Gereg. Nr.
4.00084636

Quantity Hoëf.	Description Beskrywing	Unit Price Eenhedsprys	Amount Bedrag
1	Julie 2024 - 31 Julie		2649 04
1	Augustus 2024 - 31 Augustus		364 52
1	September 2024 - 30 September		993 39
	7		

TERMS
TERME
B. Makin
20% Rate / Jan na 30dae
Delete as applicable
Skrap waar nie van toepassing nie

Sub Total
Subtotaal
4006 95
V.A.T. inclusive
% B.T.W. Ingesluit
601 05
TOTAL
TOTAL
4608 00

(Handwritten mark)



**MUNISIPALITEIT / MUNICIPALITY / UMASIPALA-WASE
BEAUFORT-WES / BEAUFORT WEST / BHOBHOFOLO**

**DEPARTEMENT VAN DIE DIREKTEUR: INGENIEURSDIENSTE
DEPARTMENT OF THE DIRECTOR: ENGINEERING SERVICES
ISEBE LOMPHATHI OWONGAMELEYO: KWICANDELO LEZENJINELI**

Rig essebhef ale korrespondense aan die Munisipale Bestuurder/Khndly address all correspondence to the Municipal Manager/Yonke Imbalelwano mayihunyehwa kuMlawuli kaMasipala

Verwysing 13/1/2/2: Koop Water: Rhenosterkop
Reference
Isalathiso

Privaatsak / Private Bag 582
Faks / Fax 023-415 2811
Tel 023-4148101

Navrae C.B. Wright
Enquiries
Imibuzo

E-pos / E-mail : louw@beaufortwestmun.co.za
Birdstraat 61/63 Bird Street
BEAUFORT-WES
BEAUFORT WEST
BHOBHOFOLO
6970

Datum 05 Augustus 2024
Date

Rhenosterkop
Beaufort-Wes
6970

Aandag Mnr. A.Nigrini

AANKOPE ROUWATER: MNR. A.D NIGRINI- RHENOSTERKOP

Hier onder is 'n opsomming van die water wat by die verskillende boorgate op u eiendom onttrek was. Die onttrekkings syfers is vir die tydperk vanaf 1 Julie 2024 tot 31 Julie 2024.

BOORGAT	BEGIN LESING	EIND LESING	TOTAAL m ³
Rhenosterkop	362386	365979	3593
Dam	53628	55317	1689
Totale m³ water onttrek			1904m³

Hiermee word u dus versoek om 'n rekening te lewer aan Beaufort-Wes Munisipaliteit vir die bogenoemde hoeveelheid rou water wat by u aangekoop word volgens die kontrak gesluit met Beaufort-Wes Munisipaliteit. Die tarief soos ooreengekom en vervat in die ooreenkoms is R1.60 per m³ BTW ingesluit.

Vir u verdere aandag.


C:B WRIGHT
BESTUURDER:TEGNEIESE DIENSTE
/hb



**MUNISIPALITEIT / MUNICIPALITY / UMASIPALA-WASE
BEAUFORT-WES / BEAUFORT WEST / BHOBHOFOLO**

**DEPARTEMENT VAN DIE DIREKTEUR: INGENIEURSDIENSTE
DEPARTMENT OF THE DIRECTOR: ENGINEERING SERVICES
ISEBE LOMPHATHI OWONGAMELEYO: KWICANDELO LEZENJINELI**

Rig esebelifele korespondensie aan die Munisipale Bestuurder/Kindly address all correspondence to the Municipal Manager/Yonke imbelelwano mayibhunyelwe kuMawili kaMasipala

Verwysing
Reference
Isalathiso

13/1/2/2: Koop Water: Rhenosterkop

Privaatsak / Private Bag 582
Faks / Fax 023-415 2811
Tel 023-4148101

Navrae
Enquiries
Imibuzo

C.B. Wright

E-pos / E-mail : low@beaufortwestmun.co.za
Birdstraat 61/63 Bird Street
BEAUFORT- WES
BEAUFORT WEST
BHOBHOFOLO
6970

Datum
Date

09 September 2024

Rhenosterkop
Beaufort-Wes
6970

Aandag Mnr. A.Nigrini

AANKOPE ROUWATER: MNR. A.D NIGRINI- RHENOSTERKOP

Hier onder is 'n opsomming van die water wat by die verskillende boorgate op u eiendom onttrek was. Die onttrekkings syfers is vir die tydperk vanaf 1 Augustus 2024 tot 31 Augustus 2024.

BOORGAT	BEGIN LESING	EIND LESING	TOTAAL m ³
Rhenosterkop	365979	367888	1909
Dam	55317	56964	1647
Totale m ³ water onttrek			262m ³

Hiermee word u dus versoek om 'n rekening te lewer aan Beaufort-Wes Munisipaliteit vir die bogenoemde hoeveelheid rou water wat by u aangekoop word volgens die kontrak gesluit met Beaufort-Wes Munisipaliteit. Die tarief soos ooreengekom en vervat in die ooreenkoms is R1.60 per m³ BTW ingesluit.

Vir u verdere aandag.


C.B. WRIGHT
BESTUURDER: TEGNIESE DIENSTE
/hb



**MUNISIPALITEIT / MUNICIPALITY / UMASIPALA-WASE
BEAUFORT-WES / BEAUFORT WEST / BHOBHOFOLO**

**DEPARTEMENT VAN DIE DIREKTEUR: INGENIEURSDIENSTE
DEPARTMENT OF THE DIRECTOR: ENGINEERING SERVICES
ISEBE LOMPHATHI OWONGAMELEYO: KWICANDELO LEZENJINELI**

Rig esebfief alle korrespondensie aan die Munisipale Bestuurder/Kindly address all correspondence to the Municipal Manager/Yonke Imbelelwano mey/thunyetwe kuMiewili kaMasipala

Verwysing
Reference
Isalathiso

13/1/2/2: Koop Water: Rhenosterkop

Privaatsak / Private Bag 582
Faks / Fax 023-415 2811
Tel 023-4148101

Navrae
Enquiries
Imibuzo

C.B. Wright

E-pos / E-mail : louw@beaufortwestmun.co.za
Birdstraat 61/63 Bird Street
BEAUFORT- WES
BEAUFORT WEST

Datum
Date

03 Oktober 2024

BHOBHOFOLO
6970

Rhenosterkop
Beaufort-Wes
6970

Aandag Mnr. A.Nigrini

AANKOPE ROUWATER: MNR. A.D NIGRINI- RHENOSTERKOP

Hier onder is 'n opsomming van die water wat by die verskillende boorgate op u eiendom onttrek was. Die onttrekkings syfers is vir die tydperk vanaf 1 September 2024 tot 30 September 2024.

BOORGAT	BEGIN LESING	EIND LESING	TOTAAL m ³
Rhenosterkop	367888	370115	2227
Dam	56964	58477	1513
Totale m³ water onttrek			714m³

Hiermee word u dus versoek om 'n rekening te lewer aan Beaufort-Wes Munisipaliteit vir die bogenoemde hoeveelheid rou water wat by u aangekoop word volgens die kontrak gesluit met Beaufort-Wes Munisipaliteit. Die tarief soos ooreengekom en vervat in die ooreenkoms is R1.60 per m³ BTW ingesluit.

Vir u verdere aandag.


C:B WRIGHT
BESTUURDER:TEGNIESE DIENSTE
/hb



Proof of payment

Date: 04/12/2024 Time: 7:47:44 AM

Profile name:	BEAUFORT WEST MUNICIPALITY
Batch reference number:	1941317344
Reference number:	00000004953695652
Payment date:	29/11/2024
From account name:	*BEAUFORT WEST MUNICIPALITY
From account description:	*BEAUFORT WEST MUNICIPALITY
From account statement description:	15/20322*AD NIGRINI
Beneficiary account / call phone number:	82957002
Beneficiary/ Recipient name:	AD NIGRINI
Beneficiary statement description:	Beaufort West Municipality
Branch code:	051001
Amount:	4,608.00

Additional comments by payer:

View your account to **confirm that you have received this payment.**

- All payments are subject to clearing rules.

Please refer to landing page for cut off times and telephone numbers.



P 11/28/00038111

BEAUFORT-WES - BEAUFORT WEST - BHOBHOFULO
MUNISIPALITEIT - MUNICIPALITY - U MASIPALA WASE

DEPARTEMENT: FINANSIËLE DIENSTE / DEPARTMENT: FINANCIAL SERVICES

ELEKTRONIESE BETALING / ELECTRONIC PAYMENT(EFT)

BETALINGSADVIES / PAYMENT VOUCHER

Tel # 023 414 8100
E-mail: treasury@beaufortwestmun.co.za

BTW/ VAT #: 40008 46 388

Privaatsak/Private Bag 582
Beaufort-Wes/West 6970

Table with 4 columns: DT AAN, DT TO, Vendor Code, Verw. / Ref. #, ABSA, Bewys / Voucher #, Code, Besending/ Batch #, Bank, Datum/Date, FAX, and handwritten entries like 20369, WWW 241128, 2024/11/28.

Main table with columns for description and amount. Row 1: ACCOUNT FOR PURCHASE OF WATER: RECYCLING PLANT INV435 R 514,821.90. Total R 514,821.90.

Summary table with columns: Pos / Vote #, Bedrag / Amount. Includes 'Totaal Debiete' and 'BANK 8980 2500 0000' entries with amounts 514,821.90 and 514,821.90.

Korrek Gesertifiseer
Certified Correct

^^ Prepared by



**MUNISIPALITEIT / MUNICIPALITY
BEAUFORT-WES/BEAUFORT WEST/BHOBHOFULO**

Kantoor van die Munisipale Bestuurder / Office of the Municipal Manager

MAGTIGING VIR BETALING

Hiermee verleen ek **D.E WELGEMOED, MUNISIPALE BESTUURDER,**
goedkeuring vir die betaling van

.....

aan

.....

D.E WELGEMOED
MUNISIPALE BESTUURDER

GOEDKEUR	
NIE GOEDGEKEUR	
GOEDKEUR	
NIE GOEDGEKEUR	

AUTHORISATION FOR PAYMENT

I **D.E WELGEMOED, MUNICIPAL MANAGER,** grant approval

TO: NEWATER(WATER & WASTE WATER ENGINEERING)

PAYMENT FOR: PURCHASE OF WATER: RECYCLING PLANT : R 514,821.90

VERIFIED	
NOT VERIFIED	

D.E WELGEMOED
MUNICIPAL MANAGER

APPROVED	
NOT APPROVED	



**MUNISIPALITEIT / MUNICIPALITY / UMASIPALA-WASE
BEAUFORT-WES / BEAUFORT WEST / BHOBHOFOLO**

**DEPARTEMENT VAN DIE DIREKTEUR: INGENIEURSDIENSTE
DEPARTMENT OF THE DIRECTOR: ENGINEERING SERVICES
ISEBE LOMPHATHI OWONGAMELEYO: KWICANDELO LEZENJINELI**

Rig esseblef alle korrespondensie aan die Munisipale Bestuurder/Kindly address all correspondence to the Municipal Manager/Yonke imbelelwano mayibhunyelwe kuMlawi kaMunisipala

Verwysing
Reference
Isalethiso 13/1/2/7/3

Privaatsak / Private Bag 582
Faks / Fax 023-4152811
Tel 023-4148101

Navrae
Enquiries
Imibuzo C.B. Wright

E-pos / E-mail : pa.eng@beaufortwestmun.co.za
Birdstraat 61/63 Bird Street
BEAUFORT- WES
BEAUFORT WEST
6970

Datum
Date 01 November 2024

MEMORANDUM: CHIEF FINANCIAL OFFICER

**WATER & WASTE WATER ENGINEERING: ACCOUNT FOR PURCHASE OF
WATER: RECYCLING PLANT: R514,821.90**

Please find attached invoice 435 from NEWater (Water and Waste Water Engineering) for the purchase of purified water from the recycling plant.

For the period 01 to 31 October 2024, a total amount of 25,862.00 kl of water was delivered from the Recycling Plant, at a cost of R17.31 /kl excluding VAT. Costs amount to: R 514.821.90.

Please pay out NEWater (Water & Waste Water Engineering) against post number 4050-0600-0000: Raw water purchases.

For your further attention.


**C.B WRIGHT
SENIOR MANAGER: TECHNICAL SERVICES**


**L. NGOTOLA
DIRECTOR: INFRASTRUCTURE SERVICES**

Tax Invoice

To: Beaufort West Municipality Private Bag X582 Beaufort West 6970 Attention: Mr C Wright VAT nr: 400 084 6388		From: NEWater (Pty) Ltd P. O. Box 12845 Die Boord 7613 Attention: Mr P Marais VAT nr: 471 021 7383	
		Tel: (023) 414 8020 Fax: (023) 415 1373	Tel: (021) 880 1829 Cell: (082) 870 1988

Invoice Number: 435	Date: 01-Nov-24	Terms: 30 days	Your Reference:	Page: 1
-------------------------------	---------------------------	--------------------------	------------------------	-------------------

Description: Beaufort West Water Reclamation Plant		Total
1. Final Water Invoiced		
Final Water invoiced during October 2024		25,862.00 kl
	Invoiceable Water	25,862.00 kl
Rate per kl		R17.31
	Sub total	R447,671.22
	VAT 15%	R67,150.68
	Sub total (Including VAT)	R514,821.90

Bank Details: ABSA Stellenbosch Branch Code: 33 44 10 Cheque Account nr: 405 993 1038	Total Due This Invoice
	R514,821.90



Pierre Marais Pr Eng

01-Nov-24

Date

Opsomming Oktober 2024

DATUM	Inlaatswerke Vloeiemeter	Overflow Chamber Vloeiemeter	RO Water Vloeiemeter (kl/dag)	Som van RO Water gelewer (kl)	Final Water Vloeiemeter (kl/dag)	Reservoir Vloeiemeter (kl/dag)	Loadshedding	Notas
01-Oct-24	3483	2,458	1,209	1,209	1,143	1,128	-	
02-Oct-24	3682	2,121	1,202	2,411	1,136	1,135	-	
03-Oct-24	3453	1,961	1,202	3,613	1,135	1,129	-	
04-Oct-24	3479	2,881	1,203	4,816	1,150	1,128	-	
05-Oct-24	3409	2,324	0	4,816	0	0	-	Maturation river cleaning
06-Oct-24	3295	3,149	1,206	6,022	1,144	1,114	-	
07-Oct-24	3642	2,306	1,205	7,227	1,152	1,161	-	
08-Oct-24	3438	2,228	1,208	8,435	1,160	1,135	-	
09-Oct-24	2352	2,068	1,203	9,638	1,134	1,122	-	
10-Oct-24	3524	2,189	1,202	10,840	1,147	1,140	-	
11-Oct-24	3436	2,096	1,203	12,043	1,144	1,139	-	
12-Oct-24	3519	2,025	1,206	13,249	1,146	1,141	-	
13-Oct-24	2679	1,629	1,202	14,451	1,154	1,136	-	
14-Oct-24	3161	2,414	1,206	15,657	1,145	953	-	
15-Oct-24	3472	2,458	1,187	16,844	1,100	645	-	Pyplyn Geloop
16-Oct-24	3154	5	0	16,844	0	0	-	Plant OFF, Hoë Ammonia
17-Oct-24	3657	0	0	16,844	0	0	-	Plant OFF, Hoë Ammonia
18-Oct-24	2736	0	0	16,844	0	0	-	Plant off
19-Oct-24	3266	0	0	16,844	0	0	-	Plant Off
20-Oct-24	2900	0	0	16,844	0	0	-	Plant Off
21-Oct-24	3065	0	0	16,844	0	0	-	Plant Off
22-Oct-24	3242	0	0	16,844	0	0	-	Plant Off
23-Oct-24	3557	0	0	16,844	0	0	-	Plant Off
24-Oct-24	6259	0	0	16,844	0	0	-	Plant Off, High Ammonia
25-Oct-24	3431	3,031	1,758	18,602	1,623	1,187	-	Asbes pyp na reservoir was weer gevandaliseer
26-Oct-24	3667	3,038	1,628	20,230	1,534	1,541	-	
27-Oct-24	3728	3,185	1,542	21,772	1,457	1,473	-	
28-Oct-24	3643	3,002	1,573	23,345	1,492	1,615	-	
29-Oct-24	3446	2,968	1,611	24,956	1,530	1,683	-	
30-Oct-24	3662	3,049	1,621	26,577	1,539	1,591	-	
31-Oct-24	4174	3,101	1,652	28,229	1,560	1,566	-	
	107,432	55,686	28,229	28,229	26,725	A		
								25,862

Opsomming

Finale Water gelewer by Reservoir in Oktober 2024 (A)

25,862

Statement

Date of Statement: **1 November 2024**

<p>To:</p> <p>Beaufort West Municipality Private Bag X582 Beaufort West 6970 Attention: Mr C Wright</p> <p>VAT nr: 400 084 6388</p>	<p>From:</p> <p>NEWater (Pty) Ltd P.O. Box 12845 Die Boord STELLENBOSCH 7613</p> <p>VAT nr: 471 021 7383</p>
<p>Tel: (023) 414 8020 Fax: (023) 415 1373</p>	<p>Tel: (021) 880 1829 Cell: (082) 870 1988</p>

Invoice No	Date Submitted	Amount	Paid	Payment Received
431	01-Jul-24	R 642,621.63	R -642,621.63	01-Aug-24
432	01-Aug-24	R 687,610.32	R -687,610.32	30-Aug-24
433	01-Sept-24	R 663,742.43	R -663,742.43	30-Sept-24
434	01-Oct-24	R 656,476.56	R -656,476.56	31-Oct-24
435	01-Nov-24	R 514,821.90		

Total Amount Invoiced	Payments Received	Balance Outstanding
R 3,165,272.84	R -2,650,450.94	R 514,821.90

120+ Days	90 Days - 119 Days	60 Days - 89 Days	30 Days - 59 Days	Current - 29 Days
R -	R -	R -	R -	R 514,821.90


 Pierre Marais Pr Eng

1 November 2024
 Date



Proof of payment

Date: 04/12/2024 Time: 7:46:12 AM

Profile name:	BEAUFORT WEST MUNICIPALITY
Batch reference number:	1941353023
Reference number:	000000004953694273
Payment date:	29/11/2024
From account name:	*BEAUFORT WEST MUNICIPALITY
From account description:	*BEAUFORT WEST MUNICIPALITY
From account statement description:	15/20369*WATER & WAS
Beneficiary account / cell phone number:	4059931038
Beneficiary/ Recipient name:	WATER & WASTEWATER ENGINEERING
Beneficiary statement description:	Beaufort West Municipality
Branch code:	632005
Amount:	514,821.90

Additional comments by payer:

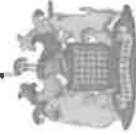
View your account to confirm that you have received this payment.

- All payments are subject to clearing rules.

Please refer to landing page for cut off times and telephone numbers.

Private Bag 582
Beaufort West
Beaufort West - 6970

Tel: 023 414 8100
Fax: 023 414 8105
Email: treasury@beaufortwestmun.co.za
Website: www.beaufortwestmun.co.za
VAT Reg:- 4000846388



Payment Instruction Detail

Status - Awaiting Payment Approval									
Payment Instruction Number	Payment Instruction Date	Payment Id	Doc Number	Payment Type	Transaction Type	Cashbook	Payment Due Date	Total Payment Amount	Outstanding Payment Amount
PT11/27/00036052/2024-2025	27/11/2024	36052	15/20310	Normal	Exp - Direct Payment EFT	Nedbank 2025	01/12/2024	R 7 897 779.76	R 7 897 779.76

VENDOR DETAILS

Vendor Name	Vendor Number	Bank	Account Number	Branch Code	Account Type	Payment Reference
ESKOM-5395201346	SCM/2203	ABSA BANK LIMITED	340167430	632005	Cheque/Current Account	ESKOM-5395201346

INVOICE DETAILS

Invoice Number	Vendor/Creditor Invoice Number	Vendor Invoice Date	Goods/Service Description	Invoice Amount (excl. VAT)	VAT	Invoice Amount (Incl. VAT)	Reason for Late Payment
SP16/11/00019179/2024-2025	INV539833050572	01/11/2024	Electricity Programme_Electricity Administration Project / ESKOM / elektries/5395201346	R 6 867 634.57	R 1 030 145.19	R 7 897 779.76	



WESTERN REGION
PO BOX 377 BELVILLE 7535

CONTACT CENTRE: (0860) 037566

FAX NO: 0862 437 566

E-MAIL: customerservices@eskom.co.za

WEB: WWW.ESKOM.CO.ZA

BEAUFORT WEST LOCAL MUNICIPALITY
ATT CHIEF FINANCIAL OFFICER
PRIVATE BAG X582
BEAUFORT WEST
6970

YOUR ACCOUNT NO	5395201346
BILLING DATE	2024-11-01
TAX INVOICE NO	539833050572
ACCOUNT MONTH	OCTOBER 2024
CURRENT DUE DATE	2024-12-02
VAT REG NO	4000846388
NOTIFIED MAX DEMAND	20,000.00
UTILISED CAPACITY	20,000.00

CONSUMPTION DETAILS (2024-10-01 - 2024-10-31)

ENERGY CONSUMPTION OFF PEAK kWh	1,532,132.09
ENERGY CONSUMPTION STD kWh	1,566,812.69
ENERGY CONSUMPTION PEAK kWh	705,125.43
ENERGY CONSUMPTION ALL kWh	3,804,070.21
DEMAND CONSUMPTION - OFF PEAK	7,563.45
DEMAND CONSUMPTION - STD	7,277.40
DEMAND CONSUMPTION - PEAK	8,267.32
DEMAND READING - kW/KVA	8,267.32
REACTIVE ENERGY - OFF PEAK	42,124.79
REACTIVE ENERGY - STD	88,292.16
REACTIVE ENERGY - PEAK	29,628.48
LOAD FACTOR	61.00

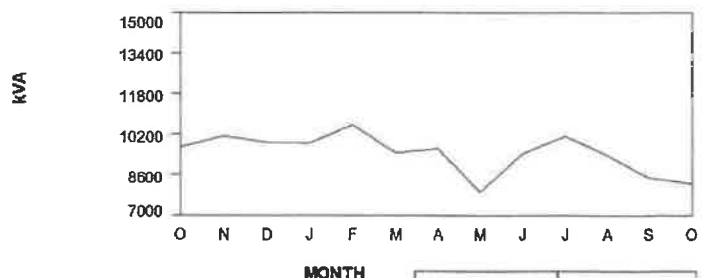
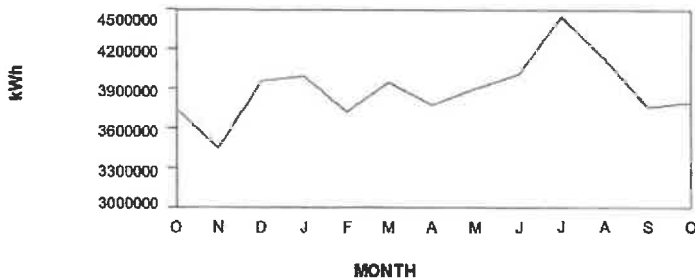
PREMISE ID NUMBER: 5395201216 TARIFF NAME: Megaflex

BEAUFORT WES MUNIC 1/3210 REMOTE DROERMIER

Administration Charge @ R181.34 per day for 31 days	R	5,621.54
TX Network Capacity Charge 20,000 kVa @ R15.94 : = R15.94/kVa	R	318,800.00
Network Capacity Charge 20,000 kVA @ R11.55 : = R11.55/kVA	R	231,000.00
Network Demand Charge 8,267.32 kVA @ R21.37 : = R21.37 /kVA	R	176,672.63
Urban Low Voltage Subsidy 20,000 kVa @ R28.29 : = R28.29/kVA	R	565,800.00
Ancillary Service Charge 3,804,070 kWh @ R0.0073 /kWh	R	27,769.71
Low Season Standard Energy Charge 1,566,813 kWh @ R1.3836 /kWh	R	2,167,842.47
Low Season Peak Energy Charge 705,125 kWh @ R2.0104 /kWh	R	1,417,583.30
Low Season Off Peak Energy Charge 1,532,132 kWh @ R0.8775 /kWh	R	1,344,445.83
Electrification and Rural Subsidy 3,804,070 kWh @ R0.1567 /kWh	R	596,097.77
Standard Connection Charge R3,529.4	R	3,529.40

SERVICE CHARGE R 12,471.92

TOTAL CHARGES R **6,867,634.57**



PAGE RUN NO	EE 27
BILL GROUP	
BILL PAGE	2 OF 2

BILL PAYMENTS OPTIONS



Debit Order

- Avoid queues, late payments, the risk of your service being disconnected and the possibility of having to pay interest.
- Should you choose to pay your account by debit order, please contact the Contact Centre on the number or address given on the front of this bill.
- You set a limit on your Debit Order, so that you can keep control.
- Should your Debit Order details change, please contact the Contact Centre on the number or address given on the front of this bill.



Direct Deposits


- Make direct deposits or transfers at bank counters and ATM's.
- Eskom's banking details may be found on the front of this bill.
- Ensure that your Eskom account number is used as a reference for the Direct Deposit.



Collection Agencies

Pay your bill at:

- Any Pick n Pay store, Hypermarkets, Family stores, Spar or any other retail outlet that provides EasyPay and Pay@ services.
- Shoprite/Checkers Money Market Kiosks and Foodworld stores.
- Take note that SAPO branches are utilized for payments by one of our main Agents
- Take your bill with you when making a payment through one of our Agencies.
- Please note that certain restrictions apply to the form of payments that may be tendered. (i.e. cash, cheques or credit cards, depending on the particular agency).



Internet Payments

Internet Payments can be made:

- Through your own Bank's web site (contact your bank for more information).
- Through the collection agent's web site.
- Ensure that your Eskom account number is used in the reference field at all times.



Telephonic Payments

- Use your banks phone-in services to transfer payments to Eskom from your Bank account (contact your Bank for more information).
- Credit card payments can be made by calling the Eskom Contact Centre number given on the front of this bill.



Multiple Account Payments

- If multiple payments are made to one account, please send a breakdown of each account together with amounts to the Contact Centre shown on the front of this bill. To prevent interest accruing, or disconnections on these accounts, schedules should be sent immediately.



Postal Payments (No post-dated cheques will be accepted)

- Cheques, made payable to Eskom Holding SOC Ltd and marked "Not Transferable" between two parallel lines, can be mailed to the postal address shown on the front of this bill. Eskom does not support this channel and may charge for this channel of payment.
- For your own security, cash and cash cheques should not be sent through the post.
- Eskom will not be responsible for any loss sustained.

BILL DELIVERY OPTIONS



- Accounts can be emailed directly to your email address in a secure 128 bit encrypted format.
- The electronic bill complies with SARS regulations
- To make use of this facility send an email to customerservices@eskom.co.za stating your account number and required email address.
- Please note once the email option is selected you will no longer receive a printed copy of your bill.
- For small power users the bill is available on request in the official language of your choice.

ACCOUNT NUMBER

NAME

POSTAL ADDRESS

POSTAL CODE

TELEPHONE NUMBER (BUS)

TELEPHONE NUMBER (HOME)

TELEPHONE NUMBER (CELL)

E-MAIL ADDRESS

FAX NUMBER

GENERAL ACCOUNT INFORMATION

Conditions

- Electricity services are supplied, and this bill is rendered, in terms of Eskom's conditions of contract, as amended from time to time.

Auto Increase in Debit Order Limit

- As a service, Debit Order limits will be increased by the average rate increase as announced by Eskom.

- **Small power supplies;** in effecting payment pursuant to this invoice, I specifically agree that Eskom's Standard Prices (as amended and approved by the NERSA) and its Standard Conditions of Supply for Small Power users shall apply. Copies of the said documents are available on request from Eskom's Contact Centres. Any objection to the above shall be lodged with Eskom within 14 days of receipt of this invoice, which may result in Eskom terminating the supply.

VAT Registration Number

- While we endeavour to ensure the information supplied is updated, Eskom Holdings Ltd accepts no responsibility for any incorrect VAT registration number of a CUSTOMER appearing on the invoice. Please advise Eskom of any change in your VAT registration number.

Payment of Accounts

- Due Date means the date the electricity account is deemed to be received by the customer as provided for in the electricity supply agreement
- Final Payment Date means the date by when the customer's payment of the full invoiced amount must be reflected in Eskom's bank account, failing which interest will be charged, from the Due Date to the date of payment, on the outstanding amount.
- Accounts are due and payable when rendered. The due date on the account is in respect of the current month's electricity consumption.
- Estimated readings will be automatically adjusted after the next actual meter reading.
- Payments may not be deferred.
- If going away, please pay in advance to cover any accounts which may become due in your absence.
- If there is a delay in the receipt of your account, please pay an average amount based on your last account and advise Eskom accordingly.
- All payments that are more than R3 500 per account per month made by either a credit card, debit card or cash will attract a bank fee charge recovery which will be debited to your next bill of account.

Late Payments, Non Payments & Disconnection

- Interest is payable on overdue accounts.
- Eskom is entitled to disconnect supply for non-payment.
- In the event of a disconnection and in addition to the repayment of all outstanding amounts due, a disconnection/visit fee and additional deposit will become payable.
- Meter tampering is a criminal offence, punishable by law. In addition, charges associated with damage to Eskom property will be for your account.
- Your agreement may not be taken over by a 3rd party. You are legally liable for all charges reflected on this bill.

Accounts Handed Over for Collection

- Eskom has contracted to National Debt Collectors for accounts handed over.
- All payments for accounts handed over are still payable to Eskom.
- Should the customer pay the debt collector directly and not into Eskom's account, then Eskom will not be held liable.

PLEASE ADVISE ESKOM IF ANY OF YOUR DETAILS CHANGE OR ARE INCORRECTLY REFLECTED ON THIS BILL. PLEASE PHONE, E-MAIL, FAX OR MAIL THE INFORMATION TO US. DETAILS ON FRONT OF BILL. USE TEAR OFF SLIP ALONGSIDE.

THE INFORMATION AS STATED ABOVE IS AVAILABLE, ON REQUEST, IN THE OFFICIAL LANGUAGE OF YOUR CHOICE.

Date: 06/12/2024 Time: 11:07:34 AM

Profile name:	BEAUFORT WEST MUNICIPALITY
Batch reference number:	1941312824
Payment reference number:	000000004953691036
Payment date:	29/11/2024
Payment capture date:	28/11/2024
Payment authorise date and time:	29/11/2024 08:01:52 AM
From account name:	*BEAUFORT WEST MUNICIPALITY
From account description:	*BEAUFORT WEST MUNICIPALITY
From account statement description:	15/20310*ESKOM-53952
Beneficiary account number:	340167430
Beneficiary/ Recipient name:	ESKOM-5395201346
Beneficiary statement description:	5395201346
Branch code:	632005
Amount:	7,897,779.76
Real-time:	No

Additional comments by payer:

View your account to **confirm that you have received this payment.**

- All payments are subject to clearing rules.

Please refer to landing page for cut off times and telephone numbers.

PH21 02/00038209



BEAUFORT-WES - BEAUFORT WEST - BHOBHOFOLO MUNISIPALITEIT - MUNICIPALITY - U MASIPALA WASE

DEPARTEMENT: FINANSIËLE DIENSTE / DEPARTMENT: FINANCIAL SERVICES

ELEKTRONIESE BETALING / ELECTRONIC PAYMENT(EFT)

BETALINGSADVIES / PAYMENT VOUCHER

Tel # 023 414 8100

BTW/ VAT #: 40008 46 388

Privaatsak/Private Bag 582

E-mail: treasury@beaufortwestmun.co.za

Beaufort-Wes/West 6970

DT AAN:

Vendor Code

SCM/406

DT TO:

ESKOM

Verw. / Ref. #

Bewys / Voucher #

90467

Code

Besending/ Batch #

EE 2312

Bank

Orlette: 086 662 5576

Datum/Date

2023/12/

Noel: 086 663 4978/Elektries

Fakt / Inv #	email:lourens.conradie@eskom.co.za	
	ACC NO: 8349427960 - INV834225543166	R 12,061.63
	NOVEMBER 2024	

R 12,061.63

	Pos / Vote #	Bedrag / Amount	Totaal / Total
	8030	R 12,061.63	
Totaal Debiete		R 12,061.63	
BANK	8980 2500 0000	Kt / Ct	R 12,061.63

Korrek Gesertifiseer
Certified Correct

Prepared By _____

Approval for Payment signed by CFO _____

Private Bag 582
Beaufort West
Beaufort West - 6970

Tel: 023 414 8100
Fax: 023 414 8105
Email: treasury@beaufortwestmun.co.za
Website: www.beaufortwestmun.co.za
VAT Reg:- 4000846388

Payment Instruction Detail

Status - Awaiting Payment Approval

Payment Instruction Number	Payment Instruction Date	Payment Id	Payment Doc Number	Payment Type	Transaction Type	Cashbook	Payment Due Date	Total Payment Amount	Outstanding Payment Amount
P112/02/00038209/2024-2025	02/12/2024	38209	15/20467	Normal	Exp - Direct Payment EFT	Nedbank 2025	06/12/2024	R 12 061.63	R 12 061.63

VENDOR DETAILS

Vendor Name	Vendor Number	Bank	Account Number	Branch Code	Account Type	Payment Reference
ESKOM-8349427960	SCM/2208	ABSA BANK LIMITED	340167430	632005	Cheque/Current Account	ESKOM-8349427960

INVOICE DETAILS

Invoice Number	Vendor/Creditor Invoice Number	Vendor Invoice Date	Goods/Service Description	Invoice Amount (excl. VAT)	VAT	Invoice Amount (Incl. VAT)	Reason for Late Payment
SP13/11/000192556/2024-2025	INV834225543166	06/11/2024	Electricity Programme_Electricity Administration Project / ESKOM / elektrics/8349427960	R 10 488.37	R 1 573.26	R 12 061.63	

14 1 of 1 | Find | Next

Private Bag 562
Beaufort West
Beaufort West - 6970

Tel: 023 414 8100
Fax: 023 414 8105
Email: treasury@beaufortwestmun.co.za
Website: www.beaufortwestmun.co.za
VAT Reg:- 4000846368



Sundry Invoice Detail

Invoice Number SPI13/11/00019256/2024-2025

Invoice Date 06/11/2024

Vendor Name ESKOM-8349427960

Vendor Number SCM/2208

Company Type

Vendor Invoice Number	Project Name	Project Item	Plan Item ID	Purchase Item	Quantity	Unit Price	Invoice Amount (Excl. VAT)	VAT	Invoice Amount (Incl. VAT)
INV834225543166	8030 - Electricity Programme_Electricity Administration Project	ESKOM IE0020010010000000000000000000000000000	161242	elektries/8349427960	1.0000	R 10 488.37	R 10 488.37	R 1 573.26	R 12 061.63
Total Amount							R 10 488.37	R 1 573.26	R 12 061.63

Handwritten signature

due 2.12.24



MUNISIPALITEIT / MUNICIPALITY
BEAUFORT-WES/BEAUFORT WEST/BHOBHOFOLO
Kantoor van die Munisipale Bestuurder / Office of the Municipal Manager

MAGTIGING VIR BETALING (TOT R30 000.00)

Hiermee verleen ek C. DE KOKER.....Wnde Senior Bestuurder:
Elektrotegniese Dienste,

goedkeuring vir die betaling van R 12061-63

aan Eskom Nelspoort
824942796

GOEDKEUR	<input checked="" type="checkbox"/>
NIE GOEDGEKEUR	<input type="checkbox"/>



C. DE KOKER

WNDE SENIOR BESTUURDER: ELEKTROTEGNIесе DIENSTE

BEAUFORT WEST MUNICIPALITY
PO BOX 582
BEAUFORT WEST
6970

WESTERN REGION
PO BOX 377 BELVILLE 7535

CONTACT CENTRE: (0860) 037566
FAX NO: 0862 437 566
E-MAIL: customerservices@eskom.co.za
WEB: WWW.ESKOM.CO.ZA

YOUR ACCOUNT NO	8349427960
SECURITY HELD	17126.31
BILLING DATE	2024-11-06
TAX INVOICE NO	834225543166
ACCOUNT MONTH	NOVEMBER 2024
CURRENT DUE DATE	2024-12-02
VAT REG NO	4000846388
NOTIFIED MAX DEMAND	100.00

CUSTOMER SELF SERVICE WEBSITE
Provincial email listed below

WESTERN REGION
PO BOX 377 BELVILLE 7535

DIRECT DEPOSIT DETAIL	
BANK:	ABSA
BRANCH CODE:	334110
BANK ACC NO:	34016743X


TAX INVOICE

E-MAIL: eskomaccounts@beaufortwestmun.co.za

READING TYPE: ACTUAL	READING DATES: 2024/10/02 - 2024/11/05	NO OF DAYS: 34	SEASON:		
Your next estimated reading will be on 03/12/2024					
CONSUMPTION SUMMARY FOR BILLING PERIOD					
METER NUMBER	PREV. READING	CURR. READING	DIFFERENCE	CONSTANT	CONSUMPTION
3015115670695	317028.0000	318566.0000	1538.0000	1.0000	1,538.0000
TOTAL ENERGY CONSUMED FOR BILLING PERIOD (kWh)					1,538.00
PREMISE ID NUMBER	0535806907	TARIFF NAME:	Landrate 1,2,3		
NELSPOORT					
Service and Administration Charge @ R48.54 per day for 34 days			R	1,582.36	
Network Capacity Charge @ R139.77 per day for 34 days			R	4,752.18	
Network Demand Charge 1,538 kWh @ R0.5325 /kWh			R	818.99	
Ancillary service charge 1,538 kWh @ R0.0082 /kWh			R	12.61	
Energy Charge 1,538 kWh @ R2.1601 /kWh			R	3,322.23	
TOTAL CHARGES FOR BILLING PERIOD					R 10,488.37
ACCOUNT SUMMARY FOR NOVEMBER 2024					
BALANCE BROUGHT FORWARD (Due Date 2024-10-29)			R	8,838.11	
PAYMENT(S) RECEIVED ACB Payment - 2024-10-30			R	-8,838.11	
TOTAL CHARGES FOR BILLING PERIOD			R	10,488.37	
VAT RAISED ON ITEMS AT 14%			R	0.00	
VAT RAISED ON ITEMS AT 15%			R	1,573.26	
CURRENT	TOTAL AMOUNT DUE			R	12,061.63
12.061.63					
ARREARS					
>90 DAYS	61-90 DAYS		31-60 DAYS		
0.00	0.00		0.00		

ACCOUNT NO / REFERENCE NO	
8349427960	
NAME	
BEAUFORT WEST MUNICIPALITY	
FAX NUMBER	
0865020900	
eSAYPAY 7100 1834 9427 9605	

272157001 83494279607



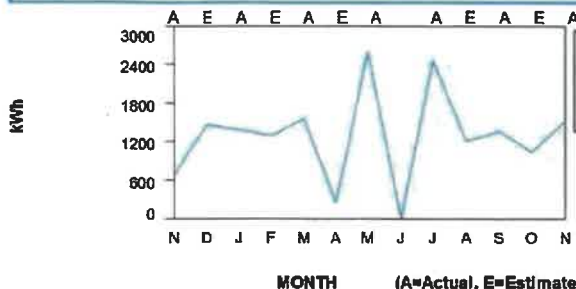
>>>>>>>>> 9207 2834 9427 9600



TOTAL AMOUNT DUE
12,061.63

PAYMENT ARRANGEMENT	
INSTALMENT	0.00
ARREARS	0.00
DUE DATE	2024-12-02
AMOUNT PAID	

LATE PAYMENT CHARGES WILL BE ADDED TO OVERDUE ACCOUNTS



Message
Eskom will move towards quarterly meter readings from 1 April 2014. We encourage all customers who have access to their meter boxes to submit their meter reads by calling the Eskom Contact Centre 086 003 7566 or submitting it on the Eskom website

PAGE RUN NO	EE 1933
BILL GROUP	
BILL PAGE	1 OF 1

Date: 05/12/2024 Time: 10:03:28 AM

Account name:	BEAUFORT WEST MUNICIPALITY
Account reference number:	1948084331
Account reference number:	000000004964314090
Account date:	04/12/2024
Account capture date:	04/12/2024
Account authorise date and time:	04/12/2024 10:16:34 AM
Account name:	*BEAUFORT WEST MUNICIPALITY
Account description:	*BEAUFORT WEST MUNICIPALITY
Account statement description:	15/20467*ESKOM-83494
Beneficiary account number:	340167430
Beneficiary/ Recipient name:	ESKOM-8349427960
Beneficiary statement description:	8349427960
Branch code:	632005
Amount:	12,081.63
Debit time:	No
Additional comments by payer:	

your account to confirm that you have received this payment.

- All payments are subject to clearing rules.

Please refer to landing page for cut off times and telephone numbers.

PI11/18/00038003

20260

11/11/2024

ESKOM ESKOM 5575899099

- 509,832.65

- 66,009.91

443,332.74



NORTH WESTERN REGION
PRIVATE BAG X16 WESTVILLE 3630



CONTACT CENTRE: (0860) 037566
FAX NO: 0862 437 566
E-MAIL: customerservices@eskom.co.za
WEB: WWW.ESKOM.CO.ZA

TEL: 08600 37566
SMS:

ESKOM HOLDINGS SOC LTD REG NO 2002/015527/30
VAT REG NO 4740101508

MUNICIPALITY BEAUFORT WEST
PRIVATE BAG X582
BEAUFORT WEST
6970

CUSTOMER SELF SERVICE WEBSITE
<https://csonline.eskom.co.za>

NORTH WESTERN REGION
PRIVATE BAG X16 WESTVILLE 3630

DIRECT DEPOSIT DETAIL
BANK: First National Bank
BRANCH CODE: 223626
BANK ACC NO: 5507006731f

YOUR ACCOUNT NO	5575899099
SECURITY HELD	719643.95
BILLING DATE	2024-10-11
TAX INVOICE NO	557161247447
ACCOUNT MONTH	OCTOBER 2024
CURRENT DUE DATE	2024-11-11
VAT REG NO	4000846388

TAX INVOICE

E-MAIL: eskomaccounts@beaufortwestmun.co.za

ACCOUNT TRANSACTION SUMMARY

ADMINISTRATION CHARGE		R	2,639.10
DIST. NETWORK CAPACITY CHARGE		R	31,167.00
NETWORK DEMAND CHARGE (C/KWH) (ALL)		R	105,884.52
ANCILLARY SERVICE (ALL)		R	1,863.20
ENERGY CHARGE (STD)	93,914.00	R	139,819.16
ENERGY CHARGE (PEAK)	44,258.00	R	95,721.20
ENERGY CHARGE (OFF)	89,049.00	R	84,124.59
SERVICE CHARGE		R	11,413.20

TOTAL CHARGES FOR BILLING PERIOD R **472,631.97**

ACCOUNT SUMMARY FOR OCTOBER 2024

BALANCE BROUGHT FORWARD	(Due Date 2024-10-11)	R	998,228.51
PAYMENT(S) RECEIVED	Cash - 2024-09-12	R	-181,920.33
PAYMENT(S) RECEIVED	Autopay Current/Cheque Account - 2024-10-11	R	-850,000.00
TOTAL CHARGES FOR BILLING PERIOD		R	472,631.97
ADJUSTMENT	AUTO PAY DISCOUNT	R	-2.00
VAT RAISED ON ITEMS AT 14%		R	0.00
VAT RAISED ON ITEMS AT 15%		R	70,894.50

COPY ONLY

ACCOUNT NO / REFERENCE NO

5575899099

NAME

MUNICIPALITY BEAUFORT WEST

FAX NUMBER

0498440271



0934 5575899099

11341 5575899099



11341 5575899099



TOTAL AMOUNT DUE

509,832.65

PAYMENT ARRANGEMENT

INSTALMENT

0.00

ARREARS

0.00


DUE DATE

2024-11-11

AMOUNT PAID

LATE PAYMENT CHARGES WILL BE
ADDED TO OVERDUE ACCOUNT

PAGE RUN NO	EP 7
BILL GROUP	
BILL PAGE	1 OF 2



MONTH



NORTH WESTERN REGION
PRIVATE BAG X16 WESTVILLE 3630

CONTACT CENTRE: (0860) 037566

FAX NO: 0862 437 566

E-MAIL: customerservices@eskom.co.za

WEB: WWW.ESKOM.CO.ZA

MUNICIPALITY BEAUFORT WEST
PRIVATE BAG X582
BEAUFORT WEST
6970

YOUR ACCOUNT NO	5575899099
BILLING DATE	2024-10-11
TAX INVOICE NO	557161247447
ACCOUNT MONTH	OCTOBER 2024
CURRENT DUE DATE	2024-11-11
VAT REG NO	4000846388
NOTIFIED MAX DEMAND	900.00
UTILISED CAPACITY	900.00

CONSUMPTION DETAILS (2024-09-10 - 2024-10-09)

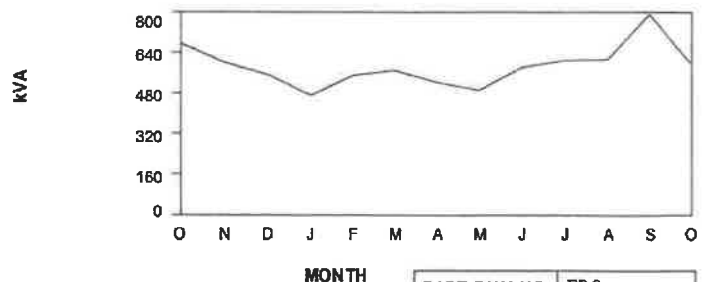
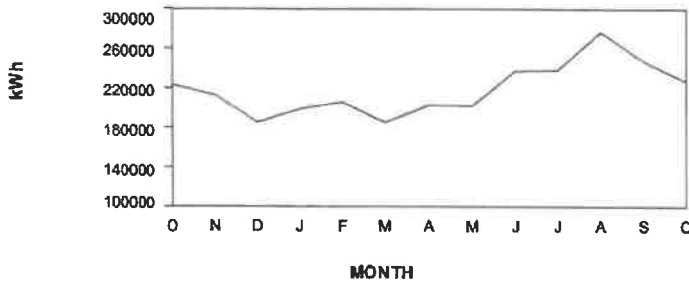
ENERGY CONSUMPTION OFF PEAK kWh	89,049.00
ENERGY CONSUMPTION STD kWh	93,913.74
ENERGY CONSUMPTION PEAK kWh	44,257.72
ENERGY CONSUMPTION ALL kWh	227,220.46
DEMAND READING - kW/KVA	599.51
REACTIVE ENERGY - OFF PEAK	53,167.96
REACTIVE ENERGY - STD	43,741.19
REACTIVE ENERGY - PEAK	16,900.09
REACTIVE ENERGY - ALL	113,809.24
LOAD FACTOR	54.00

PREMISE ID NUMBER TARIFF NAME: Ruraflex Interval

OBS49 MUNICIPALITEIT MURRAYSBURG BULK SUPPLY OBS49

Administration Charge @ R87.97 per day for 30 days	R	2,639.10
Network Capacity Charge 900 kVA @ R34.63 : = R34.63/kVA	R	31,167.00
Network Demand Charge (All Periods) 227,220 kWh @ R0.466 /kWh	R	105,884.52
Ancillary Service Charge 227,220 kWh @ R0.0082 /kWh	R	1,863.20
Low Season Standard Energy Charge 93,914 kWh @ R1.4888 /kWh	R	139,819.16
Low Season Peak Energy Charge 44,258 kWh @ R2.1628 /kWh	R	95,721.20
Low Season Off Peak Energy Charge 89,049 kWh @ R0.9447 /kWh	R	84,124.59
SERVICE CHARGE	R	11,413.20

TOTAL CHARGES R **472,631.97**



PAGE RUN NO	EP 8
BILL GROUP	
BILL PAGE	2 OF 2

BILL PAYMENTS OPTIONS



Debit Order

- Avoid queues, late payments, the risk of your service being disconnected and the possibility of having to pay interest.
- Should you choose to pay your account by debit order, please contact the Contact Centre on the number or address given on the front of this bill.
- You set a limit on your Debit Order, so that you can keep control.
- Should your Debit Order details change, please contact the Contact Centre on the number or address given on the front of this bill.



Direct Deposits

- Make direct deposits or transfers at bank counters and ATM's.
- Eskom's banking details may be found on the front of this bill.
- Ensure that your Eskom account number is used as a reference for the Direct Deposit.



Collection Agencies

Pay your bill at:

- Any Pick n Pay store, Hypermarkets, Family stores, Spar or any other retail outlet that provides EasyPay and Pay@ services.
- Shoprite/Checkers Money Market Kiosks and Foodworld stores.
- Take note that SAPO branches are utilized for payments by one of our main Agents.
- Take your bill with you when making a payment through one of our Agencies.
- Please note that certain restrictions apply to the form of payments that may be tendered. (i.e. cash, cheques or credit cards, depending on the particular agency).



Internet Payments

Internet Payments can be made:

- Through your own Bank's web site (contact your bank for more information).
- Through the collection agent's web site.
- Ensure that your Eskom account number is used in the reference field at all times.



Telephonic Payments

- Use your banks phone-in services to transfer payments to Eskom from your Bank account (contact your Bank for more information).
- Credit card payments can be made by calling the Eskom Contact Centre number given on the front of this bill.



Multiple Account Payments

- If multiple payments are made to one account, please send a breakdown of each account together with amounts to the Contact Centre shown on the front of this bill. To prevent interest accruing, or disconnections on these accounts, schedules should be sent immediately.



Postal Payments (No post-dated cheques will be accepted)

- Cheques, made payable to Eskom Holding SOC Ltd and marked "Not Transferable" between two parallel lines, can be mailed to the postal address shown on the front of this bill. Eskom does not support this channel and may charge for this channel of payment.
- For your own security, cash and cash cheques should not be sent through the post.
- Eskom will not be responsible for any loss sustained.

BILL DELIVERY OPTIONS



- Accounts can be emailed directly to your email address in a secure 128 bit encrypted format.
- The electronic bill complies with SARS regulations
- To make use of this facility send an email to customerservices@eskom.co.za stating your account number and required email address.
- Please note once the email option is selected you will no longer receive a printed copy of your bill.
- For small power users the bill is available on request in the official language of your choice.

ACCOUNT NUMBER

NAME

POSTAL ADDRESS

POSTAL CODE

TELEPHONE NUMBER (BUS)

TELEPHONE NUMBER (HOME)

TELEPHONE NUMBER (CELL)

E-MAIL ADDRESS

FAX NUMBER

GENERAL ACCOUNT INFORMATION

Conditions

- Electricity services are supplied, and this bill is rendered, in terms of Eskom's conditions of contract, as amended from time to time.

Auto Increase in Debit Order Limit

- As a service, Debit Order limits will be increased by the average rate increase as announced by Eskom.

- **Small power supplies:** in effecting payment pursuant to this invoice, I specifically agree that Eskom's Standard Prices (as amended and approved by the NERSA) and its Standard Conditions of Supply for Small Power users shall apply. Copies of the said documents are available on request from Eskom's Contact Centres. Any objection to the above shall be lodged with Eskom within 14 days of receipt of this invoice, which may result in Eskom terminating the supply.

VAT Registration Number

- While we endeavour to ensure the information supplied is updated, Eskom Holdings Ltd accepts no responsibility for any incorrect VAT registration number of a CUSTOMER appearing on the invoice. Please advise Eskom of any change in your VAT registration number.

Payment of Accounts

- Due Date means the date the electricity account is deemed to be received by the customer as provided for in the electricity supply agreement.
- Final Payment Date means the date by when the customer's payment of the full invoiced amount must be reflected in Eskom's bank account, failing which interest will be charged, from the Due Date to the date of payment, on the outstanding amount.
- Accounts are due and payable when rendered. The due date on the account is in respect of the current month's electricity consumption.
- Estimated readings will be automatically adjusted after the next actual meter reading.
- Payments may not be deferred.
- If going away, please pay in advance to cover any accounts which may become due in your absence.
- If there is a delay in the receipt of your account, please pay an average amount based on your last account and advise Eskom accordingly.
- All payments that are more than R3 500 per account per month made by either a credit card, debit card or cash will attract a bank fee charge recovery which will be debited to your next bill of account.

Late Payments, Non Payments & Disconnection

- Interest is payable on overdue accounts.
- Eskom is entitled to disconnect supply for non-payment.
- In the event of a disconnection and in addition to the repayment of all outstanding amounts due, a disconnection/visit fee and additional deposit will become payable.
- Meter tampering is a criminal offence, punishable by law. In addition, charges associated with damage to Eskom property will be for your account.
- Your agreement may not be taken over by a 3rd party. You are legally liable for all charges reflected on this bill.

Accounts Handed Over for Collection

- Eskom has contracted to National Debt Collectors for accounts handed over.
- All payments for accounts handed over are still payable to Eskom.
- Should the customer pay the debt collector directly and not into Eskom's account, then Eskom will not be held liable.

PLEASE ADVISE Eskom IF ANY OF YOUR DETAILS CHANGE OR ARE INCORRECTLY REFLECTED ON THIS BILL. PLEASE PHONE, E-MAIL, FAX OR MAIL THE INFORMATION TO US. DETAILS ON FRONT OF BILL. USE TEAR OFF SLIP ALONGSIDE.

THE INFORMATION AS STATED ABOVE IS AVAILABLE, ON REQUEST, IN THE OFFICIAL LANGUAGE OF YOUR CHOICE.



due: 23/12/24

**MUNISIPALITEIT / MUNICIPALITY
BEAUFORT-WES/BEAUFORT WEST/BHOBHOFULO**
Kantoor van die Munisipale Bestuurder / Office of the Municipal Manager

MAGTIGING VIR BETALING (TOT R200 000.00)

Hiermee verleen ek **LUZUKO NQOTOLA** Direkteur Infrastruktuur,
goedkeuring vir die betaling van R 50 325-97.....

aan: Eskom: Nelspoort

Erf 79 : 91646 799 000

GOEDKEUR	<input checked="" type="checkbox"/>
NIE GOEDGEKEUR	<input type="checkbox"/>

L. NQOTOLA
DIREKTEUR: INFRASTRUKTUUR

AUTHORISATION FOR PAYMENT (UP TO R200 000.00)

I, **LUZUKO NQOTOLA** Director Infrastructure,
hereby approve the payment of R.....
to

APPROVED	<input type="checkbox"/>
DISAPPROVED	<input type="checkbox"/>

L. NQOTOLA
DIRECTOR: INFRASTRUCTURE



WESTERN REGION
PO BOX 377 BELVILLE 7535



ESKOM HOLDINGS SOC LTD REG NO 2002/015527/30
VAT REG NO 4740101508

CONTACT CENTRE: (0860) 037566
FAX NO: 0862 437 566
E-MAIL: customerservice@eskom.co.za
WEB: WWW.ESKOM.CO.ZA

BEAUFORT WEST LOCAL MUNICIPALITY
PRIVATE BAG X582
BEAUFORT WEST
6970

YOUR ACCOUNT NO	9646799000
SECURITY HELD	50000.01
BILLING DATE	2024-11-22
TAX INVOICE NO	964854315959
ACCOUNT MONTH	NOVEMBER 2024
CURRENT DUE DATE	2024-12-23
VAT REG NO	4000846388

CUSTOMER SELF SERVICE WEBSITE
Provincial email listed below

WESTERN REGION
PO BOX 377 BELVILLE 7535

DIRECT DEPOSIT DETAIL	
BANK:	ABSA
BRANCH CODE:	334110
BANK ACC NO:	34016743X

TAX INVOICE


E-MAIL: eskomaccounts@beaufortwestmun.co.za

ACCOUNT TRANSACTION SUMMARY			
ADMINISTRATION CHARGE		R	1,776.92
DIST. NETWORK CAPACITY CHARGE		R	5,416.00
NETWORK DEMAND CHARGE (C/KWH) (ALL)		R	6,519.40
ANCILLARY SERVICE (ALL)		R	100.39
ENERGY CHARGE (STD)	12,243.00	R	15,536.37
DEMAND CHARGE	37.12	R	10,578.63
SERVICE CHARGE		R	3,833.77
TOTAL CHARGES FOR BILLING PERIOD			R 43,761.68
ACCOUNT SUMMARY FOR NOVEMBER 2024			
BALANCE BROUGHT FORWARD	(Due Date 2024-11-21)	R	51,055.76
PAYMENT(S) RECEIVED	ACB Payment - 2024-11-20	R	-51,055.73
TOTAL CHARGES FOR BILLING PERIOD		R	43,761.68
VAT RAISED ON ITEMS AT 14%		R	0.00
VAT RAISED ON ITEMS AT 15%		R	6,564.26

CURRENT		TOTAL DUE	R 50,325.97
50,325.94			
ARREARS			
>90 DAYS	61-90 DAYS	31-60 DAYS	16-30 DAYS
0.00	0.00	0.03	0.00

ACCOUNT NO / REFERENCE NO	
9646799000	
NAME	
BEAUFORT WEST LOCAL	
FAX NUMBER	
0234148105	
7100 1964 6799 0008	

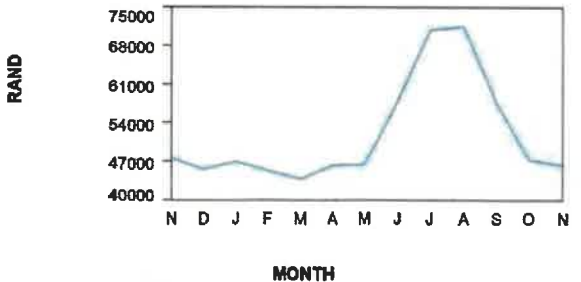
27215700196467990000



9207 2964 6799 0003



TOTAL AMOUNT DUE
50,325.97



PAGE RUN NO	EE 484
BILL GROUP	
BILL PAGE	1 OF 2

PAYMENT ARRANGEMENT	
INSTALMENT	
ARREARS	0.00
DUE DATE	2024-12-23
AMOUNT PAID	

LATE PAYMENT CHARGES WILL BE ADDED TO OVERDUE ACCOUNT



due: 23/12/24

**MUNISIPALITEIT / MUNICIPALITY
BEAUFORT-WES/BEAUFORT WEST/BHOBFHOLO**
Kantoor van die Munisipale Bestuurder / Office of the Municipal Manager

MAGTIGING VIR BETALING (TOT R200 000.00)

Hiermee verleen ek **LUZUKO NQOTOLA** Direkteur Infrastruktuur,
goedkeuring vir die betaling van R 8.525-26.....

aan: Eskom Nelspoort Erf 2
61303507364

GOEDKEUR	<input checked="" type="checkbox"/>
NIE GOEDGEKEUR	<input type="checkbox"/>

L. NQOTOLA
DIREKTEUR: INFRASTRUKTUUR

AUTHORISATION FOR PAYMENT (UP TO R200 000.00)

I, **LUZUKO NQOTOLA** Director Infrastructure,
hereby approve the payment of R.....
to

APPROVED	<input type="checkbox"/>
DISAPPROVED	<input type="checkbox"/>

L. NQOTOLA
DIRECTOR: INFRASTRUCTURE



WESTERN REGION
PO BOX 377 BELVILLE 7535



ESKOM HOLDINGS SOC LTD REG NO 2002/015527/30
VAT REG NO 4749101508

CONTACT CENTRE: (0860) 037566
FAX NO: 0862 437 566
E-MAIL: customerservices@eskom.co.za
WEB: WWW.ESKOM.CO.ZA

CUSTOMER SELF SERVICE WEBSITE
Provincial email listed below

WESTERN REGION
PO BOX 377 BELVILLE 7535

DIRECT DEPOSIT DETAIL
BANK: ABSA
BRANCH CODE: 334110
BANK ACC NO: 340167431

BEAUFORT WEST LOCAL MUNICIPALITY
PRIVATE BAG X582
BEAUFORT WEST
6970


YOUR ACCOUNT NO	6130350734
SECURITY HELD	50000.01
BILLING DATE	2024-11-22
TAX INVOICE NO	613157470009
ACCOUNT MONTH	NOVEMBER 2024
CURRENT DUE DATE	2024-12-23
VAT REG NO	4000846388

TAX INVOICE

E-MAIL: eskomaccounts@beaufortwestmun.co.za

ACCOUNT TRANSACTION SUMMARY		
ADMINISTRATION CHARGE	R	1,778.92
DIST. NETWORK CAPACITY CHARGE	R	5,418.00
NETWORK DEMAND CHARGE (C/KWH) (ALL)	R	9,440.16
ANCILLARY SERVICE (ALL)	R	145.37
ENERGY CHARGE (STD)	17,728.00	R 22,496.83
DEMAND CHARGE	57.82	R 16,478.12
SERVICE CHARGE		R 3,833.77
TOTAL CHARGES FOR BILLING PERIOD	R	68,587.17
ACCOUNT SUMMARY FOR NOVEMBER 2024		
BALANCE BROUGHT FORWARD	(Due Date 2024-11-21)	R 72,411.22
PAYMENT(S) RECEIVED	ACB Payment - 2024-11-20	R -72,411.21
TOTAL CHARGES FOR BILLING PERIOD		R 59,587.17
VAT RAISED ON ITEMS AT 14%		R 0.00
VAT RAISED ON ITEMS AT 15%		R 8,938.08

CURRENT	TOTAL DUE	R	68,525.26
68,525.25			
ARREARS			
>90 DAYS	61-90 DAYS	31-60 DAYS	16-30 DAYS
0.00	0.00	0.01	0.00



ACCOUNT NO / REFERENCE NO	6130350734
NAME	BEAUFORT WEST LOCAL
FAX NUMBER	0234148105
UNIPAY	7100 1613 0350 7341

27215700161303507343

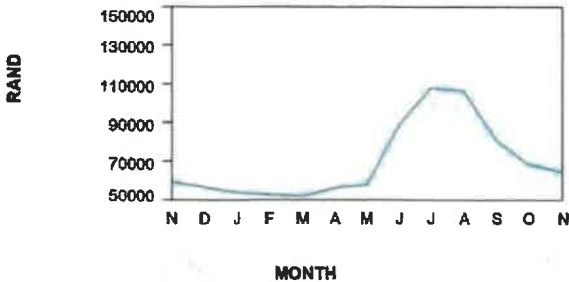


9207 2613 0350 7346



easypay
a better way to pay

TOTAL AMOUNT DUE
68,525.26



PAGE RUN NO	EE 129
BILL GROUP	
BILL PAGE	1 OF 2

PAYMENT ARRANGEMENT	
INSTALMENT	0.00
ARREARS	0.00
DUE DATE	2024-12-23
AMOUNT PAID	

LATE PAYMENT CHARGES WILL BE ADDED TO OVERDUE ACCOUNT



MUNISIPALITEIT / MUNICIPALITY
BEAUFORT-WES/BEAUFORT WEST/BHOBHOFOLO
 Kantoor van die Munisipale Bestuurder / Office of the Municipal Manager

MAGTIGING VIR BETALING (TOT R200 000.00)

Hiermee verleen ek **LUZUKO NQOTOLA** Direkteur Infrastruktuur,

goedkeuring vir die betaling van R

aan:

GOEDKEUR	<input checked="" type="checkbox"/>
NIE GOEDGEKEUR	<input type="checkbox"/>

L. NQOTOLA

DIREKTEUR: INFRASTRUKTUUR

AUTHORISATION FOR PAYMENT (UP TO R200 000.00)

I, **LUZUKO NQOTOLA** Director Infrastructure,

hereby approve the payment of R. 73 681-37

to Eskom NT Tawn Nelspoort

4044 326000.

APPROVED	<input checked="" type="checkbox"/>
DISAPPROVED	<input type="checkbox"/>

L. NQOTOLA

DIRECTOR: INFRASTRUCTURE

due: 23.12.24



**MUNISIPALITEIT / MUNICIPALITY
BEAUFORT-WES/BEAUFORT WEST/BHOBHOFULO**
Kantoor van die Munisipale Bestuurder / Office of the Municipal Manager

MAGTIGING VIR BETALING (TOT R200 000.00)

Hiermee verleen ek **LUZUKO NQOTOLA** Direkteur Infrastruktuur,

goedkeuring vir die betaling van R

aan:

GOEDKEUR	✓
NIE GOEDGEKEUR	

L. NQOTOLA
DIREKTEUR: INFRASTRUKTUUR

AUTHORISATION FOR PAYMENT (UP TO R200 000.00)

I, **LUZUKO NQOTOLA** Director Infrastructure,

hereby approve the payment of R. 59,536-64

to ESKOM 5245794356

ST Town, Nelspruit

APPROVED	✓
DISAPPROVED	

L. NQOTOLA
DIRECTOR: INFRASTRUCTURE

PI11/18/00038003

20260

11/11/2024

ESKOM ESKOM 5575899099

- 509,832.65

- 66 609 91

44.3 332.74



Statement Enquiry

Date: 12/11/2024 Time: 8:34:19 AM

Account description: *BEAUFORT WEST MUNICIPALITY

Account number: 1074280318

Statement: 27277

Date	Transactions	Debit	Credit	Balance	VAT # ENC *
11/11/2024	VOORLOPIGE STAAT		0.00	0.00	
11/11/2024	OORGEBRING			3,299,636.17	
11/11/2024	KONTANT TRANSAKSIE FOOI	-7.19		3,299,628.98	#
11/11/2024	POS AYVA YVETTE DISTEN 08-11-4		748.00	3,300,376.98	
11/11/2024	TK KTNT R748.00 FOOI	-2.32		3,300,374.66	#
11/11/2024	KONTANT TRANSAKSIE FOOI	-7.19		3,300,367.47	#
11/11/2024	POS GENAVEVE SIYAYA SHORTAGE 6		0.50	3,300,367.97	
11/11/2024	TK KTNT R0.50 FOOI	-0.29		3,300,367.68	#
11/11/2024	KONTANT TRANSAKSIE FOOI	-7.19		3,300,360.49	#
11/11/2024	ESKOM ESKOM 5575899098	-509,832.65		2,790,527.84	
11/11/2024	EASYPAY EASYP 4396000003	-464.55		2,790,063.29	
11/11/2024	EASYPAY EASYP 4398000799	-147.15		2,789,916.14	
11/11/2024	EASYPAY EASYP 4397000415	-94.61		2,789,821.53	
11/11/2024	NEDLNK DPNIEUV 00190139 865		555.00	2,790,376.53	
11/11/2024	NEDLNK DPRUSTD 00190137 2129		1,767.13	2,792,143.66	
11/11/2024	NEDLNK DPHILLS 00190138 1439		1,503.61	2,793,647.27	
11/11/2024	NEDLNK DPKWAMA 00190152 1811		214.00	2,793,861.27	
11/11/2024	OORGEDRA			2,793,861.27	

Notice

Whilst every effort has been made to ensure that the information on this statement is accurate, Nedbank Limited takes no responsibility for any loss or damage suffered by any person as a result of their reliance upon the information contained in this statement and the contents should be verified against the final statement to be provided by Nedbank to the client.

- VAT is applicable for this transaction

* - Uncleared Effect (ENC) is applicable for this transaction



NORTH WESTERN REGION
PRIVATE BAG X16 WESTVILLE 3630



ESKOM HOLDINGS SOC LTD REG NO 2002/015527/30
VAT REG NO 4740101508

CONTACT CENTRE: (0860) 037566
FAX NO: 0862 437 566
E-MAIL: customerservices@eskom.co.za
WEB: WWW.ESKOM.CO.ZA

TEL: 08600 37566
SMS:

MUNICIPALITY BEAUFORT WEST
PRIVATE BAG X582
BEAUFORT WEST
6970

YOUR ACCOUNT NO	5575899099
SECURITY HELD	719643.95
BILLING DATE	2024-10-11
TAX INVOICE NO	557161247447
ACCOUNT MONTH	OCTOBER 2024
CURRENT DUE DATE	2024-11-11
VAT REG NO	4000846388

CUSTOMER SELF SERVICE WEBSIT
<https://csonline.eskom.co.za>

NORTH WESTERN REGION
PRIVATE BAG X16 WESTVILLE 3630

DIRECT DEPOSIT DETAIL
BANK: First National Bank
BRANCH CODE: 223626
BANK ACC NO: 5507006731E

TAX INVOICE

E-MAIL: eskomaccounts@beaufortwestmun.co.za

ACCOUNT TRANSACTION SUMMARY

ADMINISTRATION CHARGE	R	2,639.10	
DIST. NETWORK CAPACITY CHARGE	R	31,167.00	
NETWORK DEMAND CHARGE (C/KWH) (ALL)	R	105,884.52	
ANCILLARY SERVICE (ALL)	R	1,863.20	
ENERGY CHARGE (STD)	93,914.00	R	139,819.16
ENERGY CHARGE (PEAK)	44,258.00	R	95,721.20
ENERGY CHARGE (OFF)	89,049.00	R	84,124.59
SERVICE CHARGE	R	11,413.20	
TOTAL CHARGES FOR BILLING PERIOD	R	472,631.97	

ACCOUNT SUMMARY FOR OCTOBER 2024

BALANCE BROUGHT FORWARD	(Due Date 2024-10-11)	R	998,228.51
PAYMENT(S) RECEIVED	Cash - 2024-09-12	R	-181,920.33
PAYMENT(S) RECEIVED	Autopay Current/Cheque Account - 2024-10-11	R	-850,000.00
TOTAL CHARGES FOR BILLING PERIOD		R	472,631.97
ADJUSTMENT	AUTO PAY DISCOUNT	R	-2.00
VAT RAISED ON ITEMS AT 14%		R	0.00
VAT RAISED ON ITEMS AT 15%		R	70,894.50

ACCOUNT NO / REFERENCE NO

5575899099

NAME

MUNICIPALITY BEAUFORT WEST

FAX NUMBER

0498440271

0934 5575899099

COPY ONLY

11341 5575899099




9207 2557 5899 0999



ARREARS				
>90 DAYS	61-90 DAYS	31-60 DAYS	16-30 DAYS	CURRENT
0.00	0.00	0.00	0.00	509,832.65
TOTAL DUE R				509,832.65

TOTAL AMOUNT DUE

509,832.65



MONTH

PAYMENT ARRANGEMENT

INSTALMENT

0.00

ARREARS

0.00

DUE DATE

2024-11-11

AMOUNT PAID

LATE PAYMENT CHARGES WILL BE
ADDED TO OVERDUE ACCOUNT

PAGE RUN NO	EP 7
BILL GROUP	
BILL PAGE	1 OF 2



NORTH WESTERN REGION
PRIVATE BAG X16 WESTVILLE 3630

CONTACT CENTRE: (0860) 037566

FAX NO: 0862 437 566

E-MAIL: customerservices@eskom.co.za

WEB: WWW.ESKOM.CO.ZA

MUNICIPALITY BEAUFORT WEST
PRIVATE BAG X582
BEAUFORT WEST
6970

YOUR ACCOUNT NO	5575899099
BILLING DATE	2024-10-11
TAX INVOICE NO	557161247447
ACCOUNT MONTH	OCTOBER 2024
CURRENT DUE DATE	2024-11-11
VAT REG NO	4000846388
NOTIFIED MAX DEMAND	900.00
UTILISED CAPACITY	900.00

CONSUMPTION DETAILS (2024-09-10 - 2024-10-09)

ENERGY CONSUMPTION OFF PEAK kWh	89,049.00
ENERGY CONSUMPTION STD kWh	93,913.74
ENERGY CONSUMPTION PEAK kWh	44,257.72
ENERGY CONSUMPTION ALL kWh	227,220.46
DEMAND READING - KW/KVA	599.51
REACTIVE ENERGY - OFF PEAK	53,167.96
REACTIVE ENERGY - STD	43,741.19
REACTIVE ENERGY - PEAK	16,900.09
REACTIVE ENERGY - ALL	113,809.24
LOAD FACTOR	54.00

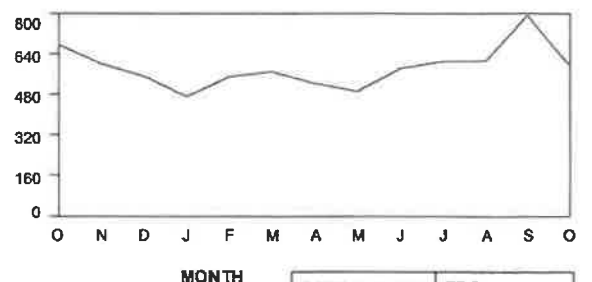
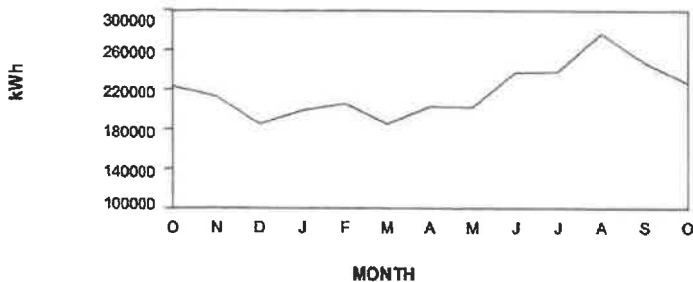
PREMISE ID NUMBER TARIFF NAME: Ruraflex Interval

OBS49 MUNICIPALITEIT MURRAYSBURG BULK SUPPLY OBS49

Administration Charge @ R87.97 per day for 30 days	R	2,639.10
Network Capacity Charge 900 kVA @ R34.63 : = R34.63/kVA	R	31,167.00
Network Demand Charge (All Periods) 227,220 kWh @ R0.466 /kWh	R	105,884.52
Ancillary Service Charge 227,220 kWh @ R0.0082 /kWh	R	1,863.20
Low Season Standard Energy Charge 93,914 kWh @ R1.4888 /kWh	R	139,819.16
Low Season Peak Energy Charge 44,258 kWh @ R2.1628 /kWh	R	95,721.20
Low Season Off Peak Energy Charge 89,049 kWh @ R0.9447 /kWh	R	84,124.59

SERVICE CHARGE R 11,413.20

TOTAL CHARGES R **472,631.97**



PAGE RUN NO	EP 8
BILL GROUP	
BILL PAGE	2 OF 2

BILL PAYMENTS OPTIONS



Debit Order

- Avoid queues, late payments, the risk of your service being disconnected and the possibility of having to pay interest.
- Should you choose to pay your account by debit order, please contact the Contact Centre on the number or address given on the front of this bill.
- You set a limit on your Debit Order, so that you can keep control.
- Should your Debit Order details change, please contact the Contact Centre on the number or address given on the front of this bill.



Direct Deposits

- Make direct deposits or transfers at bank counters and ATM's.
- Eskom's banking details may be found on the front of this bill.
- Ensure that your Eskom account number is used as a reference for the Direct Deposit.



Collection Agencies

Pay your bill at:

- Any Pick n Pay store, Hypermarkets, Family stores, Spar or any other retail outlet that provides EasyPay and Pay@ services.
- Shoprite/Checkers Money Market Kiosks and Foodworld stores.
- Take note that SAPO branches are utilized for payments by one of our main Agents.
- Take your bill with you when making a payment through one of our Agencies.
- Please note that certain restrictions apply to the form of payments that may be tendered. (i.e. cash, cheques or credit cards, depending on the particular agency).



Internet Payments

Internet Payments can be made:

- Through your own Bank's web site (contact your bank for more information).
- Through the collection agent's web site.
- Ensure that your Eskom account number is used in the reference field at all times.



Telephonic Payments

- Use your bank's phone-in services to transfer payments to Eskom from your Bank account (contact your Bank for more information).
- Credit card payments can be made by calling the Eskom Contact Centre number given on the front of this bill.



Multiple Account Payments

- If multiple payments are made to one account, please send a breakdown of each account together with amounts to the Contact Centre shown on the front of this bill. To prevent interest accruing, or disconnections on these accounts, schedules should be sent immediately.



Postal Payments (No post-dated cheques will be accepted)

- Cheques, made payable to Eskom Holding SOC Ltd and marked "Not Transferable" between two parallel lines, can be mailed to the postal address shown on the front of this bill. Eskom does not support this channel and may charge for this channel of payment.
- For your own security, cash and cash cheques should not be sent through the post.
- Eskom will not be responsible for any loss sustained.

BILL DELIVERY OPTIONS



- Accounts can be emailed directly to your email address in a secure 128 bit encrypted format.
- The electronic bill complies with SARS regulations.
- To make use of this facility send an email to customerservices@eskom.co.za stating your account number and required email address.
- Please note once the email option is selected you will no longer receive a printed copy of your bill.
- For small power users the bill is available on request in the official language of your choice.

ACCOUNT NUMBER

NAME

POSTAL ADDRESS

POSTAL CODE

TELEPHONE NUMBER (BUS)

TELEPHONE NUMBER (HOME)

TELEPHONE NUMBER (CELL)

E-MAIL ADDRESS

FAX NUMBER

GENERAL ACCOUNT INFORMATION

Conditions

- Electricity services are supplied, and this bill is rendered, in terms of Eskom's conditions of contract, as amended from time to time.

Auto Increase in Debit Order Limit

- As a service, Debit Order limits will be increased by the average rate increase as announced by Eskom.

- **Small power supplies:** in effecting payment pursuant to this invoice, I specifically agree that Eskom's Standard Prices (as amended and approved by the NERSA) and its Standard Conditions of Supply for Small Power users shall apply. Copies of the said documents are available on request from Eskom's Contact Centres. Any objection to the above shall be lodged with Eskom within 14 days of receipt of this invoice, which may result in Eskom terminating the supply.

VAT Registration Number

- While we endeavour to ensure the information supplied is updated, Eskom Holdings Ltd accepts no responsibility for any incorrect VAT registration number of a CUSTOMER appearing on the invoice. Please advise Eskom of any change in your VAT registration number.

Payment of Accounts

- Due Date means the date the electricity account is deemed to be received by the customer as provided for in the electricity supply agreement.
- Final Payment Date means the date by when the customer's payment of the full invoiced amount must be reflected in Eskom's bank account, failing which interest will be charged, from the Due Date to the date of payment, on the outstanding amount.
- Accounts are due and payable when rendered. The due date on the account is in respect of the current month's electricity consumption.
- Estimated readings will be automatically adjusted after the next actual meter reading.
- Payments may not be deferred.
- If going away, please pay in advance to cover any accounts which may become due in your absence.
- If there is a delay in the receipt of your account, please pay an average amount based on your last account and advise Eskom accordingly.
- All payments that are more than R3 500 per account per month made by either a credit card, debit card or cash will attract a bank fee charge recovery which will be debited to your next bill of account.

Late Payments, Non Payments & Disconnection

- Interest is payable on overdue accounts.
- Eskom is entitled to disconnect supply for non-payment.
- In the event of a disconnection and in addition to the repayment of all outstanding amounts due, a disconnection/visit fee and additional deposit will become payable.
- Meter tampering is a criminal offence, punishable by law. In addition, charges associated with damage to Eskom property will be for your account.
- Your agreement may not be taken over by a 3rd party. You are legally liable for all charges reflected on this bill.

Accounts Handed Over for Collection

- Eskom has contracted to National Debt Collectors for accounts handed over.
- All payments for accounts handed over are still payable to Eskom.
- Should the customer pay the debt collector directly and not into Eskom's account, then Eskom will not be held liable.

PLEASE ADVISE ESKOM IF ANY OF YOUR DETAILS CHANGE OR ARE INCORRECTLY REFLECTED ON THIS BILL. PLEASE PHONE, E-MAIL, FAX OR MAIL THE INFORMATION TO US. DETAILS ON FRONT OF BILL. USE TEAR OFF SLIP ALONGSIDE. THE INFORMATION AS STATED ABOVE IS AVAILABLE, ON REQUEST, IN THE OFFICIAL LANGUAGE OF YOUR CHOICE.



Private Bag 582
Beaufort West
Beaufort West - 6970

Tel: 023 414 8100
Fax: 023 414 8105
Email: treasury@beaufortwestmun.co.za
Website: www.beaufortwestmun.co.za
VAT Reg: - 4000846388

Payment Instruction Detail

Status - Awaiting Payment Approval

Payment Instruction Number	Payment Instruction Date	Payment Id	Payment Doc Number	Payment Type	Transaction Type	Cashbook	Payment Due Date	Total Payment Amount	Outstanding Payment Amount
PI11/20/00038008/2024-2025	20/11/2024	38008	15/20265	Normal	Exp - Direct Payment EFT	Nedbank 2025	21/11/2024	R 51 055.73	R 51 055.73

VENDOR DETAILS

Vendor Name	Vendor Number	Bank	Account Number	Branch Code	Account Type	Payment Reference
ESKOM-9646799000	SCM/2209	ABSA BANK LIMITED	340167430	632005	Cheque/Current Account	ESKOM-9646799000

INVOICE DETAILS

Invoice Number	Vendor / Creditor Invoice Number	Vendor Invoice Date	Goods / Service Description	Invoice Amount (excl. VAT)	VAT	Invoice Amount (Incl. VAT)	Reason for Late Payment
SPT23/10/00019033/2024-2025	INV964276280697	22/10/2024	Electricity Programme Electricity Administration Project / ESKOM / 9646799000	R 44 396.29	R 6 659.44	R 51 055.73	

due: 21. 11. 24



**MUNISIPALITEIT / MUNICIPALITY
BEAUFORT-WES/BEAUFORT WEST/BHOBHOFOLO**
Kantoor van die Munisipale Bestuurder / Office of the Municipal Manager

MAGTIGING VIR BETALING (TOT R200 000.00)

Hiermee verleen ek **LUZUKO NQOTOLA** Direkteur Infrastruktuur,
goedkeuring vir die betaling van R 51.055.76.....

aan: Eskom: Erf 9, Nelspoort
96467991000

GOEDKEUR	✓
NIE GOEDGEKEUR	



L. NQOTOLA
DIREKTEUR: INFRASTRUKTUUR

AUTHORISATION FOR PAYMENT (UP TO R200 000.00)

I, **LUZUKO NQOTOLA** Director Infrastructure,
hereby approve the payment of R.....
to

APPROVED	
DISAPPROVED	

L. NQOTOLA
DIRECTOR: INFRASTRUCTURE



Proof of payment

Date: 20/11/2024 Time: 4:01:14 PM

Profile name:	BEAUFORT WEST MUNICIPALITY
Batch reference number:	1933304052
Payment reference number:	000000004932425145
Payment date:	20/11/2024
Payment capture date:	20/11/2024
Payment authorise date and time:	20/11/2024 12:59:04 PM
From account name:	*BEAUFORT WEST MUNICIPALITY
From account description:	*BEAUFORT WEST MUNICIPALITY
From account statement description:	15/20265*ESKOM-96467
Beneficiary account number:	340167430
Beneficiary/ Recipient name:	ESKOM-9646799000
Beneficiary statement description:	9646799000
Branch code:	632005
Amount:	51,055.73
Real-time:	No

Additional comments by payer:

View your account to confirm that you have received this payment.

- All payments are subject to clearing rules.

Please refer to landing page for cut off times and telephone numbers.



Private Bag 582
Beaufort West
Beaufort West - 6970

Tel: 023 414 8100
Fax: 023 414 8105
Email: treasury@beaufortwestmun.co.za
Website: www.beaufortwestmun.co.za
VAT Reg:- 4000846388

Payment Instruction Detail

Status - Awaiting Payment Approval

Payment Instruction Number	Payment Instruction Date	Payment Id	Doc Number	Payment Type	Transaction Type	Cashbook	Payment Due Date	Total Payment Amount	Outstanding Payment Amount
PI11/20/00038006/2024-2025	20/11/2024	38006	15/20263	Normal	Exp - Direct Payment EFT	Nedbank 2025	21/11/2024	R 51 527.39	R 51 527.39

VENDOR DETAILS

Vendor Name	Vendor Number	Bank	Account Number	Branch Code	Account Type	Payment Reference
ESKOM-5245794356	SCM/2205	ABSA BANK LIMITED	340167430	632005	Cheque/Current Account	ESKOM-5245794356

INVOICE DETAILS

Invoice Number	Vendor/Creditor Invoice Number	Vendor Invoice Date	Goods/Service Description	Invoice Amount (excl. VAT)	VAT	Invoice Amount (incl. VAT)	Reason for Late Payment
SPI23/10/00019030/2024-2025	INV524354829253	22/10/2024	Electricity Programme, Electricity Administration Project / ESKOM / elektries/5245794356	R 44 806.43	R 6 720.96	R 51 527.39	

due: 21.11.2024



**MUNISIPALITEIT / MUNICIPALITY
BEAUFORT-WES/BEAUFORT WEST/BHOBHOFULO**
Kantoor van die Munisipale Bestuurder / Office of the Municipal Manager

MAGTIGING VIR BETALING (TOT R200 000.00)

Hiermee verleen ek **LUZUKO NQOTOLA** Direkteur Infrastruktuur,

goedkeuring vir die betaling van R 11 8 925 36.....

aan: Eskom, ST Town, Nelspoort
5245794356.

GOEDKEUR	✓
NIE GOEDGEKEUR	

L. NQOTOLA
DIREKTEUR: INFRASTRUKTUUR

AUTHORISATION FOR PAYMENT (UP TO R200 000.00)

I, **LUZUKO NQOTOLA** Director Infrastructure,

hereby approve the payment of R.....

to

APPROVED	
DISAPPROVED	

L. NQOTOLA
DIRECTOR: INFRASTRUCTURE



WESTERN REGION
PO BOX 377 BELVILLE 7535



ESKOM HOLDINGS SOC LTD REG NO 2002/015527/30
VAT REG NO 4740101508

CONTACT CENTRE: (0860) 037566
FAX NO: 0862 437 566
E-MAIL: customerservice@eskom.co.za
WEB: WWW.ESKOM.CO.ZA

CUSTOMER SELF SERVICE WEBSITE
Provincial email listed below

BEAUFORT WEST LOCAL MUNICIPALITY
PRIVATE BAG X582
BEAUFORT WEST
6970

YOUR ACCOUNT NO	5245794356
SECURITY HELD	34700.01
BILLING DATE	2024-10-22
TAX INVOICE NO	524354829253
ACCOUNT MONTH	OCTOBER 2024
CURRENT DUE DATE	2024-11-21
VAT REG NO	4000846388

WESTERN REGION
PO BOX 377 BELVILLE 7535

DIRECT DEPOSIT DETAIL	
BANK:	ABSA
BRANCH CODE:	334110
BANK ACC NO:	340167430

TAX INVOICE

E-MAIL: eskomaccounts@beaufortwestmun.co.za

ACCOUNT TRANSACTION SUMMARY

ADMINISTRATION CHARGE	R	1,719.60
DIST. NETWORK CAPACITY CHARGE	R	5,416.00
NETWORK DEMAND CHARGE (C/KWH) (ALL)	R	6,444.85
ANCILLARY SERVICE (ALL)	R	99.24
ENERGY CHARGE (STD)	12,103.00 R	15,358.71
DEMAND CHARGE	42.31 R	12,057.93
SERVICE CHARGE	R	3,710.10

TOTAL CHARGES FOR BILLING PERIOD R **44,806.43**

ACCOUNT SUMMARY FOR OCTOBER 2024

BALANCE BROUGHT FORWARD	(Due Date 2024-10-23)	R	152,962.07
PAYMENT(S) RECEIVED	ACB Payment - 2024-09-26	R	-85,564.11
TOTAL CHARGES FOR BILLING PERIOD		R	44,806.43
VAT RAISED ON ITEMS AT 14%		R	0.00
VAT RAISED ON ITEMS AT 15%		R	6,720.97


ACCOUNT NO / REFERENCE NO

5245794356
NAME
BEAUFORT WEST LOCAL
FAX NUMBER
0234148105

7100 1524 5794 3564



Checkd. Account in arrears?



27215700152457943566

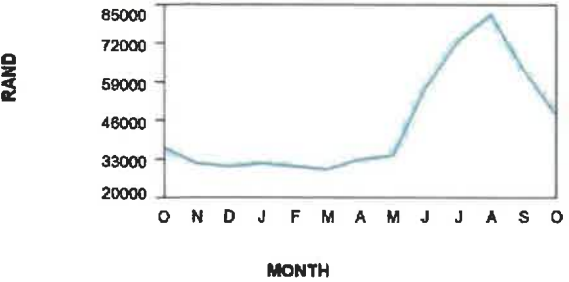


TOTAL AMOUNT DUE
118,925.36

CURRENT		TOTAL DUE	R	118,925.36
51,527.40		ARREARS		
>90 DAYS	61-90 DAYS	31-60 DAYS	16-30 DAYS	
0.00	0.00	0.01	67,397.95	

Account OVERDUE - Subject to Disconnection

PAYMENT ARRANGEMENT	
INSTALMENT	
ARREARS	0.01 (Due immediately)
	67,397.95
DUE DATE	(For Current Amount) 2024-11-21
AMOUNT PAID	



PAGE RUN NO	EE 15
BILL GROUP	
BILL PAGE	1 OF 2

LATE PAYMENT CHARGES WILL BE ADDED TO OVERDUE ACCOUNT

Date: 20/11/2024 Time: 4:01:14 PM

Profile name:	BEAUFORT WEST MUNICIPALITY
Batch reference number:	1933304052
Payment reference number:	000000004932425143
Payment date:	20/11/2024
Payment capture date:	20/11/2024
Payment authorise date and time:	20/11/2024 12:59:04 PM
From account name:	*BEAUFORT WEST MUNICIPALITY
From account description:	*BEAUFORT WEST MUNICIPALITY
From account statement description:	15/20263*ESKOM-52457
Beneficiary account number:	340167430
Beneficiary/ Recipient name:	ESKOM-524579356
Beneficiary statement description:	5245794356
Branch code:	632005
Amount:	51,527.39
Real-time:	No

Additional comments by payer:

View your account to confirm that you have received this payment.

- All payments are subject to clearing rules.

Please refer to landing page for cut off times and telephone numbers.

Private Bag 582
Beaufort West
Beaufort West - 6870

Tel: 023 414 8100
Fax: 023 414 8105
Email: treasury@beaufortwestmun.co.za
Website: www.beaufortwestmun.co.za
VAT Reg:- 4000846388

Payment Instruction Detail

Status - Awaiting Payment Approval

Payment Instruction Number	Payment Instruction Date	Payment Id	Doc Number	Payment Type	Transaction Type	Cashbook	Payment Due Date	Total Payment Amount	Outstanding Payment Amount
PT11/20/00038007/2024-2025	20/11/2024	38007	15/20264	Normal	Exp - Direct Payment EFT	Nedbank 2025	21/11/2024	R 74 693.96	R 74 693.96

VENDOR DETAILS

Vendor Name	Vendor Number	Bank	Account Number	Branch Code	Account Type	Payment Reference
ESKOM-7044326000	SCM/2207	ABSA BANK LIMITED	340167430	632005	Cheque/Current Account	ESKOM-7044326000

INVOICE DETAILS

Invoice Number	Vendor/Creditor Invoice Number	Vendor Invoice Date	Goods/Service Description	Invoice Amount (excl. VAT)	VAT	Invoice Amount (Incl. VAT)	Reason for Late Payment
SPT23/10/00019031/2024-2025	INV704169759539	22/10/2024	Electricity Programme, Electricity Administration Project / ESKOM / elektries/7044326000	R 64 951.27	R 9 742.69	R 74 693.96	

Private Bag 582
Beaufort West
Beaufort West - 6870

Tel: 023 414 8100
Fax: 023 414 8105
Email: treasury@beaufortwestmun.co.za
Website: www.beaufortwestmun.co.za
VAT Reg- 4000946388

Sundry Invoice Detail

Invoice Number: SPI23/10/00019031/2024-2025 Vendor Name: ESKOM-7044326000
Invoice Date: 22/10/2024 Vendor Number: SCM/2207
Company Type:

Vendor Invoice Number	Project Name	Project Item	Plan Item ID	Purchase Item	Quantity	Unit Price	Invoice Amount (Excl. VAT)	VAT	Invoice Amount (Incl. VAT)
INV704169759539	8030 - Electricity Programme Electricity Administration Project	ESKOM IE00200100100000000000000000000000000000	161242	:elektries/7044326000	1.0000	R 64 951.27	R 64 951.27	R 9 742.69	R 74 693.96
Total Amount							R 64 951.27	R 9 742.69	R 74 693.96

Print Date: 23/10/2024 02:05 PM

User: Deslerie Melani

Page 1 of 1

due: 21.11.24



**MUNISIPALITEIT / MUNICIPALITY
BEAUFORT-WES/BEAUFORT WEST/BHOBHOFOLO**
Kantoor van die Munisipale Bestuurder / Office of the Municipal Manager

MAGTIGING VIR BETALING (TOT R200 000.00)

Hiermee verleen ek **LUZUKO NQOTOLA** Direkteur Infrastruktuur,

goedkeuring vir die betaling van R 158 492-82.....

aan: Eskom : NT Tawana, Nelspoort

7044326000

GOEDKEUR	✓
NIE GOEDGEKEUR	

L. NQOTOLA
DIREKTEUR: INFRASTRUKTUUR

AUTHORISATION FOR PAYMENT (UP TO R200 000.00)

I, **LUZUKO NQOTOLA** Director Infrastructure,

hereby approve the payment of R.....

to

APPROVED	
DISAPPROVED	

L. NQOTOLA
DIRECTOR: INFRASTRUCTURE



ESKOM HOLDINGS SOC LTD REG NO 2002/015527/30
VAT REG NO 4740101508

BEAUFORT WEST LOCAL MUNICIPALITY
PRIVATE BAG X582
BEAUFORT WEST
6970

WESTERN REGION
PO BOX 377 BELVILLE 7535

CONTACT CENTRE: (0860) 037566
FAX NO: 0862 437 566
E-MAIL: customerservices@eskom.co.za
WEB: WWW.ESKOM.CO.ZA



CUSTOMER SELF SERVICE WEBSITE
Provincial email listed below

WESTERN REGION
PO BOX 377 BELVILLE 7535

DIRECT DEPOSIT DETAIL

BANK: ABSA
BRANCH CODE: 334110
BANK ACC NO: 34016743

YOUR ACCOUNT NO	7044326000
SECURITY HELD	41000.00
BILLING DATE	2024-10-22
TAX INVOICE NO	704169759539
ACCOUNT MONTH	OCTOBER 2024
CURRENT DUE DATE	2024-11-21
VAT REG NO	4000846388

TAX INVOICE

E-MAIL: eskomaccounts@beaufortwestmun.co.za

ACCOUNT TRANSACTION SUMMARY

ADMINISTRATION CHARGE		R	1,719.60
DIST. NETWORK CAPACITY CHARGE		R	4,062.00
NETWORK DEMAND CHARGE (C/KWH) (ALL)		R	11,188.76
ANCILLARY SERVICE (ALL)		R	172.27
ENERGY CHARGE (STD)	21,008.00	R	28,659.15
DEMAND CHARGE	61.20	R	17,441.39
SERVICE CHARGE		R	3,710.10

TOTAL CHARGES FOR BILLING PERIOD		R	64,951.27
----------------------------------	--	---	-----------

ACCOUNT SUMMARY FOR OCTOBER 2024

BALANCE BROUGHT FORWARD	(Due Date 2024-10-23)	R	197,571.05
PAYMENT(S) RECEIVED	ACB Payment - 2024-09-26	R	-113,772.20
TOTAL CHARGES FOR BILLING PERIOD		R	64,951.27
VAT RAISED ON ITEMS AT 14%		R	0.00
VAT RAISED ON ITEMS AT 15%		R	9,742.70

ACCOUNT NO / REFERENCE NO

7044326000	
NAME	BEAUFORT WEST LOCAL
FAX NUMBER	0234148105
7100 1704 4326 0000	

7100 1704 4326 0000

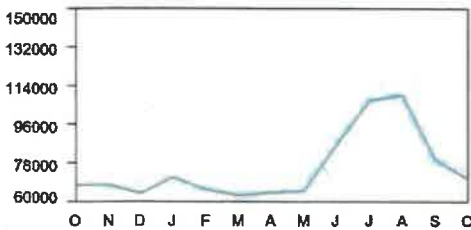


CURRENT	TOTAL DUE		R	158,492.82
74,693.97	ARREARS			
>90 DAYS	61-90 DAYS	31-60 DAYS	16-30 DAYS	
0.00	0.00	0.02	83,798.83	

Account OVERDUE - Subject to Disconnection

TOTAL AMOUNT DUE
158,492.82

RAND



MONTH



PAGE RUN NO	EE 166
BILL GROUP	
BILL PAGE	1 OF 2

PAYMENT ARRANGEMENT

INSTALMENT	0.00
ARREARS (Due Immediately)	83,798.83
DUE DATE (For Current Amount)	2024-11-21
AMOUNT PAID	

LATE PAYMENT CHARGES WILL BE ADDED TO OVERDUE ACCOUNT

Date: 20/11/2024 Time: 4:01:14 PM

Profile name:	BEAUFORT WEST MUNICIPALITY
Batch reference number:	1933304052
Payment reference number:	000000004932425144
Payment date:	20/11/2024
Payment capture date:	20/11/2024
Payment authorise date and time:	20/11/2024 12:59:04 PM
From account name:	*BEAUFORT WEST MUNICIPALITY
From account description:	*BEAUFORT WEST MUNICIPALITY
From account statement description:	15/20264*ESKOM-70443
Beneficiary account number:	340167430
Beneficiary/ Recipient name:	ESKOM-7044326000
Beneficiary statement description:	7044326000
Branch code:	632005
Amount:	74,693.96
Real-time:	No

Additional comments by payer:

 View your account to confirm that you have received this payment.

- All payments are subject to clearing rules.

Please refer to landing page for cut off times and telephone numbers.

Private Bag 582
Beaufort West
Beaufort West - 6970

Tel: 023 414 8100
Fax: 023 414 8105
Email: treasury@beaufortwestmun.co.za
Website: www.beaufortwestmun.co.za
VAT Reg:- 4000846388

Payment Instruction Detail

Status - Awaiting Payment Approval

Payment Instruction Number	Payment Instruction Date	Payment Id	Doc Number	Payment Type	Transaction Type	Cashbook	Payment Due Date	Total Payment Amount	Outstanding Payment Amount
PI11/20/06038005/2024-2025	20/11/2024	38005	15/20262	Normal	Exp - Direct Payment EFT	Nedbank 2025	21/11/2024	R 72 411.21	R 72 411.21

VENDOR DETAILS

Vendor Name	Vendor Number	Bank	Account Number	Branch Code	Account Type	Payment Reference
ESKOM-6130350734	SCM/2206	ABSA BANK LIMITED	340167430	632005	Cheque/Current Account	ESKOM-6130350734

INVOICE DETAILS

Invoice Number	Vendor/Creditor Invoice Number	Vendor Invoice Date	Goods/Service Description	Invoice Amount (excl. VAT)	VAT	Invoice Amount (Incl. VAT) Payment	Reason for Late Payment
SPI23/10/00019032/2024-2025	INV613049952418	22/10/2024	Electricity Programme. Electricity Administration Project / ESKOM / elektriese/6130350734	R 62 966.27	R 9 444.94	R 72 411.21	

date: 21. 11. 2024



**MUNISIPALITEIT / MUNICIPALITY
BEAUFORT-WES/BEAUFORT WEST/BHOBHOFOL**
Kantoor van die Munisipale Bestuurder / Office of the Municipal Manager

MAGTIGING VIR BETALING (TOT R200 000.00)

Hiermee verleen ek **LUZUKO NQOTOLA** Direkteur Infrastruktuur,

goedkeuring vir die betaling van R 72.411-22.....

aan: *Erken: Erf 2, Nelspoort*
6130350734

GOEDKEUR	<input checked="" type="checkbox"/>
NIE GOEDGEKEUR	<input type="checkbox"/>

L. NQOTOLA
DIREKTEUR: INFRASTRUKTUUR

AUTHORISATION FOR PAYMENT (UP TO R200 000.00)

I, **LUZUKO NQOTOLA** Director Infrastructure,

hereby approve the payment of R.....

to

APPROVED	<input type="checkbox"/>
DISAPPROVED	<input type="checkbox"/>

L. NQOTOLA
DIRECTOR: INFRASTRUCTURE



WESTERN REGION
PO BOX 377 BELVILLE 7535



ESKOM HOLDINGS SOC LTD REG NO 2002/015527/30
VAT REG NO 4740101508

CONTACT CENTRE: (0860) 037566
FAX NO: 0862 437 566
E-MAIL: customerservices@eskom.co.za
WEB: WWW.ESKOM.CO.ZA

BEAUFORT WEST LOCAL MUNICIPALITY
PRIVATE BAG X582
BEAUFORT WEST
6970

YOUR ACCOUNT NO	6130350734
SECURITY HELD	50000.01
BILLING DATE	2024-10-22
TAX INVOICE NO	613049952418
ACCOUNT MONTH	OCTOBER 2024
CURRENT DUE DATE	2024-11-21
VAT REG NO	4000846388

CUSTOMER SELF SERVICE WEBSITE
Provincial email listed below

WESTERN REGION
PO BOX 377 BELVILLE 7535


DIRECT DEPOSIT DETAIL	
BANK:	ABSA
BRANCH CODE:	334110
BANK ACC NO:	34016743X

TAX INVOICE

E-MAIL: eskomaccounts@beaufortwestmun.co.za

ACCOUNT TRANSACTION SUMMARY		
ADMINISTRATION CHARGE	R	1,719.80
DIST. NETWORK CAPACITY CHARGE	R	5,416.00
NETWORK DEMAND CHARGE (C/KWH) (ALL)	R	9,862.97
ANCILLARY SERVICE (ALL)	R	151.88
ENERGY CHARGE (STD)	R	23,504.42
DEMAND CHARGE	R	18,601.30
SERVICE CHARGE	R	3,710.10
TOTAL CHARGES FOR BILLING PERIOD	R	62,966.27
ACCOUNT SUMMARY FOR OCTOBER 2024		
BALANCE BROUGHT FORWARD	(Due Date 2024-10-22)	R 196,843.00
PAYMENT(S) RECEIVED	ACB Payment - 2024-09-19	R -110,607.75
PAYMENT(S) RECEIVED	ACB Payment - 2024-10-21	R -86,235.25
TOTAL CHARGES FOR BILLING PERIOD		R 62,966.27
VAT RAISED ON ITEMS AT 14%		R 0.00
VAT RAISED ON ITEMS AT 15%		R 9,444.95

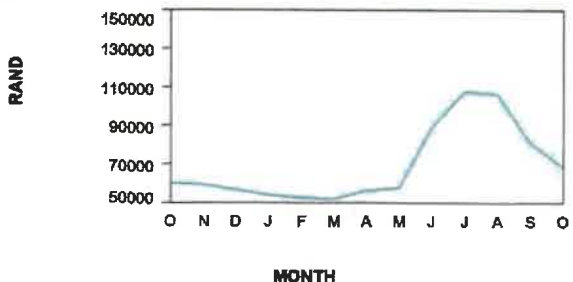
ACCOUNT NO / REFERENCE NO	6130350734
NAME	BEAUFORT WEST LOCAL
FAX NUMBER	0234148105
UNIPAY	7100 1613 0350 7341



Checkd. Account in arrears?



TOTAL AMOUNT DUE
72,411.22



PAGE RUN NO	EE 100
BILL GROUP	
BILL PAGE	1 OF 2

PAYMENT ARRANGEMENT	
INSTALMENT	0.00
ARREARS	0.00
DUE DATE	2024-11-21
AMOUNT PAID	

LATE PAYMENT CHARGES WILL BE ADDED TO OVERDUE ACCOUNT



Proof of payment

Date: 20/11/2024 Time: 4:01:14 PM


Profile name:	BEAUFORT WEST MUNICIPALITY
Batch reference number:	1933304052
Payment reference number:	00000004932425142
Payment date:	20/11/2024
Payment capture date:	20/11/2024
Payment authorise date and time:	20/11/2024 12:59:04 PM
From account name:	*BEAUFORT WEST MUNICIPALITY
From account description:	*BEAUFORT WEST MUNICIPALITY
From account statement description:	15/20262*ESKOM-61303
Beneficiary account number:	340167430
Beneficiary/ Recipient name:	ESKOM-6130350734
Beneficiary statement description:	6130350734
Branch code:	632005
Amount:	72,411.21
Real-time:	No

Additional comments by payer:

View your account to confirm that you have received this payment.

- All payments are subject to clearing rules.

Please refer to landing page for cut off times and telephone numbers.



Private Bag 562
Beaufort West
Beaufort West - 6970

Tel: 023 414 8100
Fax: 023 414 8105
Email: treasury@beaufortwestmun.co.za
Website: www.beaufortwestmun.co.za
VAT Reg: - 4000846388

Payment Instruction Detail

Status - Awaiting Payment Approval									
Payment Instruction Number	Payment Instruction Date	Payment Id	Doc Number	Payment Type	Transaction Type	Cashbook	Payment Due Date	Total Payment Amount	Outstanding Payment Amount
P11/27/00038052/2024-2025	27/11/2024	38052	15/20310	Normal	Exp - Direct Payment EFT	Nedbank 2025	01/12/2024	R 7 897 779.76	R 7 897 779.76

VENDOR DETAILS

Vendor Name	Vendor Number	Bank	Account Number	Branch Code	Account Type	Payment Reference
ESKOM-5395201346	SCM/2203	ABSA BANK LIMITED	340167430	632005	Cheque/Current Account	ESKOM-5395201346

INVOICE DETAILS

Invoice Number	Vendor/Creditor Invoice Number	Vendor Invoice Date	Goods/Service Description	Invoice Amount (excl. VAT)	Invoice Amount (Incl. VAT)	Reason for Late Payment
SP16/11/00019179/2024-2025	INV539833050572	01/11/2024	Electricity Programme Electricity Administration Project / ESKOM / elektrnes/539520.1346	R 6 867 634.57	R 7 897 779.76	
					R 1 030 145.19	



WESTERN REGION
PO BOX 377 BELVILLE 7535



ESKOM HOLDINGS SOC LTD REG NO 2002/015527/30
VAT REG NO 4740101508

CONTACT CENTRE: (0860) 037566
FAX NO: 0862 437 566
E-MAIL: customerservices@eskom.co.za
WEB: WWW.ESKOM.CO.ZA

BEAUFORT WEST LOCAL MUNICIPALITY
ATT CHIEF FINANCIAL OFFICER
PRIVATE BAG X582
BEAUFORT WEST
6970

YOUR ACCOUNT NO	5395201346
SECURITY HELD	0.01
BILLING DATE	2024-11-01
TAX INVOICE NO	539833050572
ACCOUNT MONTH	OCTOBER 2024
CURRENT DUE DATE	2024-12-02
VAT REG NO	4000846388

CUSTOMER SELF SERVICE WEBSITE
Provincial email listed below

WESTERN REGION
PO BOX 377 BELVILLE 7535

DIRECT DEPOSIT DETAIL	
BANK:	ABSA
BRANCH CODE:	334110
BANK ACC NO:	340167430

TAX INVOICE

E-MAIL: eskomaccounts@beaufortwestmun.co.za

ACCOUNT TRANSACTION SUMMARY

RCC / SCC CONNECTION CHARGE	R	3,529.40
ADMINISTRATION CHARGE	R	5,621.54
TRANSMISSION NETWORK CAPACITY	R	318,800.00
DIST. NETWORK CAPACITY CHARGE	R	231,000.00
NETWORK DEMAND CHARGE	R	176,672.63
URBAN LOW VOLTAGE SUBSIDY	R	565,800.00
ANCILLARY SERVICE (ALL)	R	27,769.71
ENERGY CHARGE (STD)	1,566,813.00	R 2,167,842.47
ENERGY CHARGE (PEAK)	705,125.00	R 1,417,583.30
ENERGY CHARGE (OFF)	1,532,132.00	R 1,344,445.83
ELECTRIFICATION AND RURAL SUBS (ALL)	R	596,097.77
SERVICE CHARGE	R	12,471.92

TOTAL CHARGES FOR BILLING PERIOD R **6,867,634.57**

ACCOUNT SUMMARY FOR OCTOBER 2024

BALANCE BROUGHT FORWARD	(Due Date 2024-11-01)	R	83,312,998.77
PAYMENT(S) RECEIVED	Cash - 2024-10-31	R	-7,753,282.22
TOTAL CHARGES FOR BILLING PERIOD		R	6,867,634.57
VAT RAISED ON ITEMS AT 14%		R	0.00
VAT RAISED ON ITEMS AT 15%		R	1,030,145.19

ACCOUNT NO / REFERENCE NO

5395201346	
NAME	BEAUFORT WEST LOCAL
FAX NUMBER	0234148105
unipay 7100 1539 5201 3465	

27215700153952013467



^^^ 9207 2539 5201 3460



CURRENT

7,897,779.76

TOTAL DUE

R

83,457,496.31

ARREARS

>90 DAYS

54,575,252.83

61-90 DAYS

13,231,181.50

31-60 DAYS

7,753,282.22

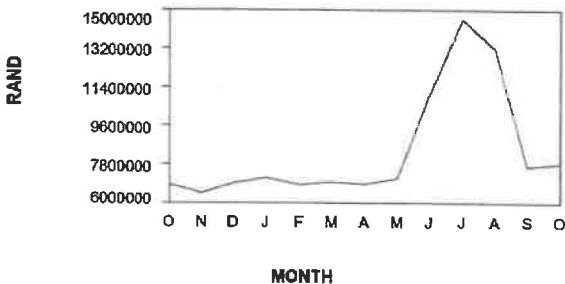
16-30 DAYS

0.00

Account OVERDUE - Subject to Disconnection

TOTAL AMOUNT DUE

83,457,496.31



PAYMENT ARRANGEMENT

INSTALMENT

0.01

ARREARS (Due Immediately)

75,559,716.5

DUE DATE (For Current Amount)

2024-12-02

AMOUNT PAID

PAGE RUN NO	EE 26
BILL GROUP	
BILL PAGE	1 OF 2

LATE PAYMENT CHARGES WILL BE
ADDED TO OVERDUE ACCOUNT



WESTERN REGION
PO BOX 377 BELVILLE 7535

CONTACT CENTRE: (0860) 037566
FAX NO: 0862 437 566
E-MAIL: customerservices@eskom.co.za
WEB: WWW.ESKOM.CO.ZA

BEAUFORT WEST LOCAL MUNICIPALITY
ATT CHIEF FINANCIAL OFFICER
PRIVATE BAG X582
BEAUFORT WEST
6970

YOUR ACCOUNT NO	5395201346
BILLING DATE	2024-11-01
TAX INVOICE NO	539833050572
ACCOUNT MONTH	OCTOBER 2024
CURRENT DUE DATE	2024-12-02
VAT REG NO	4000846388
NOTIFIED MAX DEMAND	20,000.00
UTILISED CAPACITY	20,000.00

CONSUMPTION DETAILS (2024-10-01 - 2024-10-31)

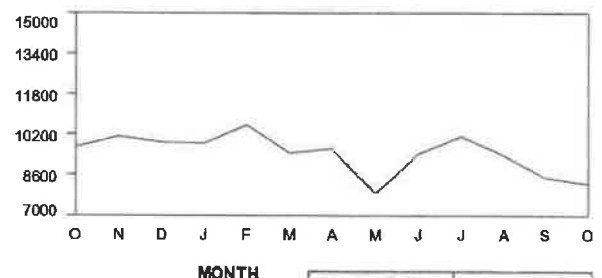
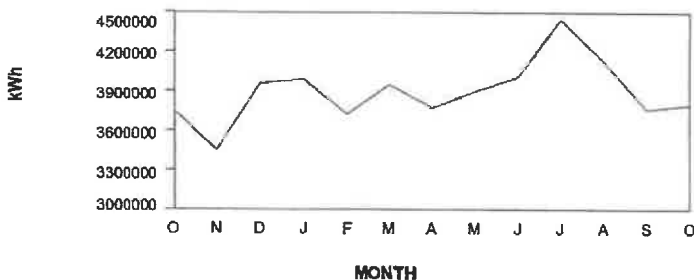
ENERGY CONSUMPTION OFF PEAK kWh	1,532,132.09
ENERGY CONSUMPTION STD kWh	1,566,812.69
ENERGY CONSUMPTION PEAK kWh	705,125.43
ENERGY CONSUMPTION ALL kWh	3,804,070.21
DEMAND CONSUMPTION - OFF PEAK	7,563.45
DEMAND CONSUMPTION - STD	7,277.40
DEMAND CONSUMPTION - PEAK	8,267.32
DEMAND READING - KW/KVA	8,267.32
REACTIVE ENERGY - OFF PEAK	42,124.79
REACTIVE ENERGY - STD	88,292.16
REACTIVE ENERGY - PEAK	29,628.48
LOAD FACTOR	61.00

PREMISE ID NUMBER 5395201216 **TARIFF NAME:** Megaflex

BEAUFORT WES MUNIC 1/3210 REMOTE DROERMIER

Administration Charge @ R181.34 per day for 31 days	R	5,621.54
TX Network Capacity Charge 20,000 kVa @ R15.94 : = R15.94/kVA	R	318,800.00
Network Capacity Charge 20,000 kVA @ R11.55 : = R11.55/kVA	R	231,000.00
Network Demand Charge 8,267.32 kVA @ R21.37 : = R21.37 /kVA	R	176,672.63
Urban Low Voltage Subsidy 20,000 kVa @ R28.29 : = R28.29/kVA	R	565,800.00
Ancillary Service Charge 3,804,070 kWh @ R0.0073 /kWh	R	27,769.71
Low Season Standard Energy Charge 1,566,813 kWh @ R1.3836 /kWh	R	2,167,842.47
Low Season Peak Energy Charge 705,125 kWh @ R2.0104 /kWh	R	1,417,583.30
Low Season Off Peak Energy Charge 1,532,132 kWh @ R0.8775 /kWh	R	1,344,445.83
Electrification and Rural Subsidy 3,804,070 kWh @ R0.1567 /kWh	R	596,097.77
Standard Connection Charge R3,529.4	R	3,529.40
SERVICE CHARGE	R	12,471.92

TOTAL CHARGES R **6,867,634.57**



PAGE RUN NO	EE 27
BILL GROUP	
BILL PAGE	2 OF 2

BILL PAYMENTS OPTIONS



Debit Order

- Avoid queues, late payments, the risk of your service being disconnected and the possibility of having to pay interest.
- Should you choose to pay your account by debit order, please contact the Contact Centre on the number or address given on the front of this bill.
- You set a limit on your Debit Order, so that you can keep control.
- Should your Debit Order details change, please contact the Contact Centre on the number or address given on the front of this bill.



Direct Deposits

- Make direct deposits or transfers at bank counters and ATM's.
- Eskom's banking details may be found on the front of this bill.
- Ensure that your Eskom account number is used as a reference for the Direct Deposit.



Collection Agencies

Pay your bill at:

- Any Pick n Pay store, Hypermarkets, Family stores, Spar or any other retail outlet that provides EasyPay and Pay@ services.
- Shoprite/Checkers Money Market Kiosks and Foodworld stores.
- Take note that SAPO branches are utilized for payments by one of our main Agents
- Take your bill with you when making a payment through one of our Agencies.
- Please note that certain restrictions apply to the form of payments that may be tendered. (i.e. cash, cheques or credit cards, depending on the particular agency).



Internet Payments

Internet Payments can be made:

- Through your own Bank's web site (contact your bank for more information).
- Through the collection agent's web site.
- Ensure that your Eskom account number is used in the reference field at all times.



Telephonic Payments

- Use your banks phone-in services to transfer payments to Eskom from your Bank account (contact your Bank for more information).
- Credit card payments can be made by calling the Eskom Contact Centre number given on the front of this bill.



Multiple Account Payments

- If multiple payments are made to one account, please send a breakdown of each account together with amounts to the Contact Centre shown on the front of this bill. To prevent interest accruing, or disconnections on these accounts, schedules should be sent immediately.



Postal Payments (No post-dated cheques will be accepted)

- Cheques, made payable to Eskom Holding SOC Ltd and marked "Not Transferable" between two parallel lines, can be mailed to the postal address shown on the front of this bill. Eskom does not support this channel and may charge for this channel of payment.
- For your own security, cash and cash cheques should not be sent through the post.
- Eskom will not be responsible for any loss sustained.

BILL DELIVERY OPTIONS



- Accounts can be emailed directly to your email address in a secure 128 bit encrypted format.
- The electronic bill complies with SARS regulations
- To make use of this facility send an email to customerservices@eskom.co.za stating your account number and required email address.
- Please note once the email option is selected you will no longer receive a printed copy of your bill.
- For small power users the bill is available on request in the official language of your choice.

ACCOUNT NUMBER

NAME

POSTAL ADDRESS

POSTAL CODE

TELEPHONE NUMBER (BUS)

TELEPHONE NUMBER (HOME)

TELEPHONE NUMBER (CELL)

E-MAIL ADDRESS

FAX NUMBER

GENERAL ACCOUNT INFORMATION

Conditions

- Electricity services are supplied, and this bill is rendered, in terms of Eskom's conditions of contract, as amended from time to time.

Auto Increase in Debit Order Limit

- As a service, Debit Order limits will be increased by the average rate increase as announced by Eskom.

- Small power supplies; in effecting payment pursuant to this invoice, I specifically agree that Eskom's Standard Prices (as amended and approved by the NERSA) and its Standard Conditions of Supply for Small Power users shall apply. Copies of the said documents are available on request from Eskom's Contact Centres. Any objection to the above shall be lodged with Eskom within 14 days of receipt of this invoice, which may result in Eskom terminating the supply.

VAT Registration Number

- While we endeavour to ensure the information supplied is updated, Eskom Holdings Ltd accepts no responsibility for any incorrect VAT registration number of a CUSTOMER appearing on the invoice. Please advise Eskom of any change in your VAT registration number.

Payment of Accounts

- Due Date means the date the electricity account is deemed to be received by the customer as provided for in the electricity supply agreement.
- Final Payment Date means the date by when the customer's payment of the full invoiced amount must be reflected in Eskom's bank account, failing which interest will be charged, from the Due Date to the date of payment, on the outstanding amount.
- Accounts are due and payable when rendered. The due date on the account is in respect of the current month's electricity consumption.
- Estimated readings will be automatically adjusted after the next actual meter reading.
- Payments may not be deferred.
- If going away, please pay in advance to cover any accounts which may become due in your absence.
- If there is a delay in the receipt of your account, please pay an average amount based on your last account and advise Eskom accordingly.
- All payments that are more than R3 500 per account per month made by either a credit card, debit card or cash will attract a bank fee charge recovery which will be debited to your next bill of account.

Late Payments, Non Payments & Disconnection

- Interest is payable on overdue accounts.
- Eskom is entitled to disconnect supply for non-payment.
- In the event of a disconnection and in addition to the repayment of all outstanding amounts due, a disconnection/visit fee and additional deposit will become payable.
- Meter tampering is a criminal offence, punishable by law. In addition, charges associated with damage to Eskom property will be for your account.
- Your agreement may not be taken over by a 3rd party. You are legally liable for all charges reflected on this bill.

Accounts Handed Over for Collection

- Eskom has contracted to National Debt Collectors for accounts handed over.
- All payments for accounts handed over are still payable to Eskom.
- Should the customer pay the debt collector directly and not into Eskom's account, then Eskom will not be held liable.

PLEASE ADVISE ESKOM IF ANY OF YOUR DETAILS CHANGE OR ARE INCORRECTLY REFLECTED ON THIS BILL. PLEASE PHONE, E-MAIL, FAX OR MAIL THE INFORMATION TO US. DETAILS ON FRONT OF BILL. USE TEAR OFF SLIP ALONGSIDE.

THE INFORMATION AS STATED ABOVE IS AVAILABLE, ON REQUEST, IN THE OFFICIAL LANGUAGE OF YOUR CHOICE.

Date: 06/12/2024 Time: 11:07:34 AM

Profile name:	BEAUFORT WEST MUNICIPALITY
Batch reference number:	1941312824
Payment reference number:	000000004953691036
Payment date:	29/11/2024
Payment capture date:	28/11/2024
Payment authorise date and time:	29/11/2024 08:01:52 AM
From account name:	*BEAUFORT WEST MUNICIPALITY
From account description:	*BEAUFORT WEST MUNICIPALITY
From account statement description:	15/20310*ESKOM-53952
Beneficiary account number:	340167430
Beneficiary/ Recipient name:	ESKOM-5395201346
Beneficiary statement description:	5395201346
Branch code:	632005
Amount:	7,897,779.76
Real-time:	No

Additional comments by payer:

View your account to confirm that you have received this payment.

- All payments are subject to clearing rules.

• Please refer to landing page for cut off times and telephone numbers.

12.7. The remedial actions necessary and / or undertaken to improve the municipality's monthly compliance in terms of the Debt relief Conditions.

No	Condition	Remedial actions / Comments
C 6.4	A funded MTREF	The municipality's budget is not funded in terms of Section 18 of the MFMA and has to use FRP assumptions. It should be noted that the only valid budget is a Council-approved budget, and the legitimate ORGB of Beaufort West Municipality is funded based on PT and NT (MFRS) endorsed assumptions believed to be credible and achievable.
C 6.6	Electricity and water as collection tools	The Municipality met the requirements for this condition except for the restriction and or interruption of water supply to defaulting consumers or property owner. Provincial Treasury did fund meters, but it should be noted that only 20% of the total water meters are pre-paid meters, with the balance being conventional credit meters or old token meters. The municipality does not have the capacity to restrict water, and cognisance should be taken of the risk due to political instability and the risk of increased water losses with mass illegal tampering. The only solution is Smart Pre-Paid Water Meters.
C 6.8	Completeness of the Revenue Base	The Beaufort West Municipality implemented a new valuation roll on the 1st of July 2024. The municipality at this point is still busy with a reconciliation between financial system and the new General Valuation Roll (GVR) to ensure that there is alignment between the two. Refer to point 12.5 MFMA Circular 124 – Condition 6.8 (Completeness of the revenue base) above.