

# BEAUFORT WEST MUNICIPALITY



## Monthly Budget Statement FOR THE MONTH ENDING JANUARY 2025

# **TABLE OF CONTENTS**

## **PART 1 – IN-YEAR REPORT**

1. Mayor’s Report .....	2
2. Resolutions .....	2 - 3
3. Executive Summary .....	4 - 6
4. In-year budget statement tables .....	7 - 13

## **PART 2 – SUPPORTING DOCUMENTATION**

5. Debtors analysis .....	14
6. Creditors analysis .....	14
7. Investment portfolio analysis .....	15
8. Allocation and grant receipts and expenditure .....	16 - 18
9. Expenditure on councillor and board members allowances and employee benefits	19-20
10. Capital programme performance .....	21 - 28
11. Material variances to the SDBIP .....	29
12. Annexure A: Compliance with the conditions for Municipal Debt Relief.....	29
13. Municipal Manager’s quality certification.....	30

## **PART 1 – IN-YEAR REPORT**

### ***1. Mayor's Report***

#### **1.1 In-Year Report – Monthly Budget Statement**

##### **1.1.1 Implementation of the budget in accordance with the SDBIP**

No comments for January 2025.

##### **1.1.2 Financial problems or risks facing the municipality**

The current financial position of the municipality remains under pressure. The Western Cape Provincial Government approved an intervention in Beaufort West Municipality in terms of section 139(5) of the Constitution. A mandatory Financial Recovery Plan (FRP) was approved and are now being implemented. Directors are urged to identify and promote effectiveness and efficiencies within their respective directorates and to keep their expenditure within the approved budget.

##### **1.1.3 Other relevant information**

This report contains the final audited figures relating to the 2023/24 financial year that was submitted to the Auditor General for audit purposes at the end of August 2024. The municipality received a qualified audit opinion for the 2023/24 financial year.

### ***2. Resolutions***

#### **IN-YEAR REPORT 2024/2025**

This is the report will be presented to Council at their next meeting:

#### **RECOMMENDATION:**

- a) That Council notes the monthly budget statement and any supporting documentation for January 2025;
- b) The non-compliance emanating from the municipality's debt relief self-assessment as well as the Provincial Treasury's independent assessment set-out in **Section 12 of Annexure A**;

- c) The remedial actions necessary and / or undertaken to improve the municipality's monthly compliance in terms of the Debt relief Conditions set-out in **Section 12.7 of Annexure A**;  
and
- d) The balance of the bulk Eskom and water accounts and the municipality's reconciliation of these accounts as set-out in **Section 12.6 of Annexure A**.



### ***3. Executive Summary***

#### **3.1 Introduction**

Section 71 of the MFMA states that the Accounting Officer of a Municipality must by no later than 10 working days after the end of each month submit to the mayor of the Municipality and the relevant Provincial Treasury in the prescribe format on the state of the Municipality's budget.

This report presents the current state of the budget implementation and reasons for variances and possible action to be taken.

#### **3.2 Consolidated performance**

##### **3.2.1 Against annual budget**

###### **Total Revenue**

The total revenue (excluding capital transfers and contributions) year-to-date accrued amounted to R 240,686 million at the end of January 2025. This was R 50,648 million or 17% below the year-to-date budget of R 291,334 million at the end of January 2025. Other revenue items are expected to increase as the year progress. Another revenue item that affected the performance of January was the fines, penalties and forfeits that was R 33,260 million or 78% below the year-to-date target R 42,694 million. This relate specifically to traffic fines and the iGRAP 1 treatment thereof. The municipality is currently participating in the municipal debt relief programme of National Treasury. The 25,587 million other gains relate to the first third write-off over a three year period. The municipality received the approval letter from National Treasury about the first third write-off. The transaction will be processed on the financial system once the write-off appear on the Bulk Eskom account of the municipality. This also affected the year to date performance negatively by R 14,926 million.

The transfers and subsidies - capital (monetary allocations) year-to-date amounted to R 18,200 million at the end of January 2025. This was R 2,934 million above the year-to-date target of R 15,266 million at the end of January 2025. The main reason for the overperformance is due to the accelerated capital expenditure relating to the Municipal Infrastructure Grant (MIG). Transfers and subsidies - capital are expected to further increase once the capital budget gains momentum during second half of the 2024/25 financial year.

Refer to Table C4 for more detail on revenue by source.

### **Operating expenditure by type**

The year to date total operational expenditure at the end of January 2025 amounted to R 236,105 million. This was R 26,044 million or 10% below year-to-date budget projections for January 2025. The over expenditure on operational costs were due to internal departmental consumption changes amounting to R 13,331 million as well as annual expenditure invoices that was raised in July. Although year-to-date expenditure is lower than expected at the end of January, expenditure is expected to increase as the financial year progress. The variance in debt impairment relate to traffic fines and the treatment of traffic fines in terms of iGRAP 1.

Refer to Table C4 for further details on expenditure by type.

### **Capital expenditure**

Council approved a capital budget amounting to R 25,575 million for the 2024/2025 financial year. The capital expenditure for the month of January 2025 amounted to zero. The year to date capital expenditure amounted to R 18,058 or 71% of the approved budget at the end of January 2025. The main reason for the high year to date expenditure is due to the accelerated capital expenditure relating to the Municipal Infrastructure Grant (MIG) projects. The capital budget is mostly funded from national and provincial grant allocations and as a result the expenditure is driven by the timing when the funding are received by the municipality. With supply chain process that are currently under way, expenditure is expected to further increase as the year progress.

Refer to Table C5 and SC12 for more detail on capital expenditure.

### **Cash flows**

The municipality started the month of January with a positive net cash position of R 1,157,834.90 and an investment balance of R 30,676,268.88 million. The net cash position at the end of January 2025 amounted to R 1,831,869.36 positive as per bank statement and the investment balance amounted to R 24,677,303.69.

Refer to Table C7 for more detail on cash flows.

### **3.3 Material variances from SDBIP**

No comments for January 2025.

### **3.4 Remedial or corrective steps**

- Revenue should be improved by fully implementing the adopted credit control and debt collection policies of the municipality as well as the revenue improvement initiatives outlined in the Financial Recovery Plan;
- Limit non-priority spending and implement stringent cost-containment measures;
- Reducing budget spent on cost of employment, specifically overtime and standby cost.

## 4. In-year budget statement tables

### 4.1 Monthly budget statements

#### 4.1.1 Table C1 s71 Monthly Budget Statement Summary

WC053 Beaufort West - Table C1 Monthly Budget Statement Summary - M07 January									
Description	2023/24	Budget Year 2024/25							
	Audited Outcome	Original Budget	Adjusted Budget	Monthly actual	YearTD actual	YearTD budget	YTD variance	YTD variance %	Full Year Forecast
<b>R thousands</b>									
<b>Financial Performance</b>									
Property rates	46,614	55,152	-	4,764	31,239	32,172	(933)	-3%	55,152
Service charges	107,695	182,465	-	13,946	92,782	106,438	(13,656)	-13%	182,465
Investment revenue	2,684	2,221	-	57	1,599	1,296	304	23%	2,221
Transfers and subsidies - Operational	114,189	102,942	-	736	74,909	60,050	14,860	0	102,942
Other own revenue	134,252	156,649	-	4,459	40,157	91,378	(51,222)	-56%	-
<b>Total Revenue (excluding capital transfers and contributions)</b>	<b>405,433</b>	<b>499,429</b>	<b>-</b>	<b>23,961</b>	<b>240,686</b>	<b>291,334</b>	<b>(50,648)</b>	<b>-17%</b>	<b>499,429</b>
Employee costs	124,332	138,817	-	10,437	77,301	80,977	(3,676)	-5%	138,817
Remuneration of Councillors	6,018	7,133	-	528	3,711	4,161	(450)	-11%	7,133
Depreciation and amortisation	26,493	29,266	-	-	14,633	17,072	(2,439)	-14%	29,266
Interest	11,717	1,847	-	4	678	1,077	(399)	-37%	1,847
Inventory consumed and bulk purchases	107,283	130,821	-	9,607	65,886	76,313	(10,426)	-14%	130,821
Transfers and subsidies	-	-	-	-	-	-	-	-	-
Other expenditure	136,803	141,513	-	6,596	73,895	82,550	(8,654)	-10%	141,513
<b>Total Expenditure</b>	<b>412,646</b>	<b>449,398</b>	<b>-</b>	<b>27,173</b>	<b>236,105</b>	<b>262,149</b>	<b>(26,044)</b>	<b>-10%</b>	<b>449,398</b>
<b>Surplus/(Deficit)</b>	<b>(7,214)</b>	<b>50,031</b>	<b>-</b>	<b>(3,212)</b>	<b>4,581</b>	<b>29,184</b>	<b>(24,603)</b>	<b>-84%</b>	<b>50,031</b>
Transfers and subsidies - capital (monetary allocations)	15,945	26,171	-	-	18,200	15,266	2,934	19%	26,171
Transfers and subsidies - capital (in-kind)	285	-	-	-	-	-	-	-	-
<b>Surplus/(Deficit) after capital transfers &amp; contributions</b>	<b>9,017</b>	<b>76,202</b>	<b>-</b>	<b>(3,212)</b>	<b>22,781</b>	<b>44,451</b>	<b>(21,669)</b>	<b>-49%</b>	<b>76,202</b>
Share of surplus/ (deficit) of associate	-	-	-	-	-	-	-	-	-
<b>Surplus/ (Deficit) for the year</b>	<b>9,017</b>	<b>76,202</b>	<b>-</b>	<b>(3,212)</b>	<b>22,781</b>	<b>44,451</b>	<b>(21,669)</b>	<b>-49%</b>	<b>76,202</b>
<b>Capital expenditure &amp; funds sources</b>									
<b>Capital expenditure</b>	<b>15,307</b>	<b>25,575</b>	<b>-</b>	<b>1,054</b>	<b>15,283</b>	<b>10,656</b>	<b>4,627</b>	<b>43%</b>	<b>25,575</b>
Capital transfers recognised	14,117	22,757	-	-	15,826	13,275	4,448	39%	22,757
Borrowing	-	-	-	-	-	-	-	-	-
Internally generated funds	1,190	2,818	-	-	2,232	1,644	588	36%	2,818
<b>Total sources of capital funds</b>	<b>15,307</b>	<b>25,575</b>	<b>-</b>	<b>-</b>	<b>18,058</b>	<b>14,919</b>	<b>3,140</b>	<b>21%</b>	<b>25,575</b>
<b>Financial position</b>									
Total current assets	82,276	202,574	-	-	107,619	-	-	-	202,574
Total non current assets	452,613	452,782	-	-	457,202	-	-	-	452,782
Total current liabilities	137,020	148,918	-	-	144,198	-	-	-	148,918
Total non current liabilities	83,952	86,953	-	-	83,952	-	-	-	86,953
Community wealth/Equity	313,917	419,485	-	-	336,671	-	-	-	419,485
<b>Cash flows</b>									
Net cash from (used) operating	18,222	62,645	-	(5,442)	31,396	36,543	5,147	14%	62,645
Net cash from (used) investing	(16,016)	(25,575)	-	(0)	(20,340)	(14,919)	5,422	-36%	(25,575)
Net cash from (used) financing	(1,182)	(1,102)	-	12	(302)	(643)	(341)	53%	(1,102)
<b>Cash/cash equivalents at the month/year end</b>	<b>15,883</b>	<b>55,906</b>	<b>-</b>	<b>(5,431)</b>	<b>26,637</b>	<b>40,920</b>	<b>14,283</b>	<b>35%</b>	<b>55,906</b>
<b>Debtors &amp; creditors analysis</b>	<b>0-30 Days</b>	<b>31-60 Days</b>	<b>61-90 Days</b>	<b>91-120 Days</b>	<b>121-150 Dys</b>	<b>151-180 Dys</b>	<b>181 Dys-1 Yr</b>	<b>Over 1Yr</b>	<b>Total</b>
<b>Debtors Age Analysis</b>									
Total By Income Source	22,852	5,426	5,210	4,509	4,513	3,934	3,332	175,217	224,993
<b>Creditors Age Analysis</b>									
Total Creditors	850	678	2,389	3,173	118	165	2,567	111,641	121,581

## 4.1.2 Table C2 Monthly Budget Statement - Financial Performance (standard classification)

This table reflects the operating budget (Financial Performance) in the standard classifications which are the Government Finance Statistics Functions and Sub-functions. These are used by National Treasury to assist the compilation of national and international accounts for comparison purposes, regardless of the unique organizational structures used by the different institutions.

The main functions are Governance and administration; Community and public safety; Economic and environmental services; and Trading services. It is for this reason that Financial Performance is reported in standard classification, Table C2, and by municipal vote, Table C3.

WC053 Beaufort West - Table C2 Monthly Budget Statement - Financial Performance (functional classification) - M07 January										
Description	Ref	2023/24			Budget Year 2024/25					
		Audited Outcome	Original Budget	Adjusted Budget	Monthly actual	YearTD actual	YearTD budget	YTD variance	YTD variance %	Full Year Forecast
<b>R thousands</b>	1									
<b>Revenue - Functional</b>										
<b>Governance and administration</b>		153,526	133,492	133,492	5,271	58,708	77,871	(19,163)	-25%	133,492
Executive and council		11,946	18,170	18,170	(2)	9,179	10,599	(1,420)	-13%	18,170
Finance and administration		141,580	115,323	115,323	5,273	49,528	67,272	(17,743)	-26%	115,323
Internal audit		-	-	-	-	-	-	-	-	-
<b>Community and public safety</b>		39,114	91,729	91,729	789	18,981	53,508	(34,528)	-65%	91,729
Community and social services		7,561	9,820	9,820	681	4,589	5,728	(1,139)	-20%	9,820
Sport and recreation		2,530	5,612	5,612	41	5,326	3,274	2,052	63%	5,612
Public safety		27,952	74,770	74,770	67	9,066	43,616	(34,550)	-79%	74,770
Housing		1,071	1,527	1,527	-	-	891	(891)	-100%	1,527
Health		-	-	-	-	-	-	-	-	-
<b>Economic and environmental services</b>		8,066	1,411	1,411	119	800	823	(24)	-3%	1,411
Planning and development		1,859	1,411	1,411	119	800	823	(24)	-3%	1,411
Road transport		6,207	-	-	-	-	-	-	-	-
Environmental protection		-	-	-	-	-	-	-	-	-
<b>Trading services</b>		220,957	298,968	298,968	17,783	180,398	174,398	6,000	3%	298,968
Energy sources		126,585	162,852	162,852	10,160	93,514	94,997	(1,483)	-2%	162,852
Water management		36,921	54,182	54,182	4,458	33,824	31,606	2,218	7%	54,182
Waste water management		32,556	43,353	43,353	1,978	25,457	25,289	168	1%	43,353
Waste management		24,895	38,581	38,581	1,187	27,603	22,506	5,097	23%	38,581
<b>Other</b>	4	-	-	-	-	-	-	-	-	-
<b>Total Revenue - Functional</b>	2	421,663	525,600	525,600	23,961	258,886	306,600	(47,714)	-16%	525,600
<b>Expenditure - Functional</b>										
<b>Governance and administration</b>		140,140	108,415	108,415	8,646	81,279	63,242	18,037	29%	108,415
Executive and council		18,676	22,910	22,910	3,235	21,858	13,364	8,494	64%	22,910
Finance and administration		120,161	84,056	84,056	5,321	58,529	49,033	9,496	19%	84,056
Internal audit		1,302	1,449	1,449	89	893	845	48	6%	1,449
<b>Community and public safety</b>		64,104	102,144	102,144	3,611	26,040	59,584	(33,544)	-56%	102,144
Community and social services		12,868	13,163	13,163	858	6,840	7,678	(838)	-11%	13,163
Sport and recreation		9,544	9,527	9,527	818	4,990	5,557	(567)	-10%	9,527
Public safety		39,567	76,519	76,519	1,822	13,368	44,636	(31,268)	-70%	76,519
Housing		2,124	2,936	2,936	114	842	1,713	(871)	-51%	2,936
Health		-	-	-	-	-	-	-	-	-
<b>Economic and environmental services</b>		29,994	31,656	31,656	1,736	16,659	18,466	(1,807)	-10%	31,656
Planning and development		11,787	9,850	9,850	550	5,186	5,746	(560)	-10%	9,850
Road transport		18,207	21,807	21,807	1,186	11,473	12,721	(1,247)	-10%	21,807
Environmental protection		-	-	-	-	-	-	-	-	-
<b>Trading services</b>		178,409	207,183	207,183	13,181	112,127	120,857	(8,730)	-7%	207,183
Energy sources		109,909	135,228	135,228	9,211	69,715	78,883	(9,168)	-12%	135,228
Water management		30,861	37,062	37,062	2,400	19,973	21,619	(1,646)	-8%	37,062
Waste water management		19,550	16,697	16,697	635	11,416	9,740	1,677	17%	16,697
Waste management		18,089	18,196	18,196	935	11,022	10,614	408	4%	18,196
<b>Other</b>		-	-	-	-	-	-	-	-	-
<b>Total Expenditure - Functional</b>	3	412,646	449,398	449,398	27,173	236,105	262,149	(26,044)	-10%	449,398
<b>Surplus/ (Deficit) for the year</b>		9,017	76,202	76,202	(3,212)	22,781	44,451	(21,669)	-49%	76,202

### 4.1.3 Table C3 Monthly Budget Statement - Financial Performance (revenue and expenditure by municipal vote)

The operating expenditure budget is approved by Council on the municipal vote level. The municipal votes reflect the organizational structure of the municipality which is made up of the following directorates: Municipal Manager; Corporate Services; Financial Services; Infrastructure Services and Community Services.

WC053 Beaufort West - Table C3 Monthly Budget Statement - Financial Performance (revenue and expenditure by municipal vote) - M07 January										
Vote Description	Ref	2023/24	Budget Year 2024/25							
		Audited Outcome	Original Budget	Adjusted Budget	Monthly actual	YearTD actual	YearTD budget	YTD variance	YTD variance %	Full Year Forecast
R thousands										
<b>Revenue by Vote</b>	1									
Vote 1 - MUNICIPAL MANAGER		8,725	9,073	9,073	(2)	6,758	5,293	1,465	27.7%	9,073
Vote 2 - DIRECTORATE: INFRASTRUCTURE SERVICES		204,212	262,795	262,795	16,714	153,595	153,297	298	0.2%	262,795
Vote 3 - DIRECTORATE: ELECTRO-TECHNICAL SERVICES		-	-	-	-	-	-	-	-	-
Vote 4 - DIRECTORATE: CORPORATE SERVICES		13,565	19,144	19,144	651	8,011	11,167	(3,157)	-28.3%	19,144
Vote 5 - DIRECTORATE: FINANCIAL SERVICES		127,205	102,362	102,362	5,265	40,017	59,711	(19,694)	-33.0%	102,362
Vote 6 - DIRECTORATE: COMMUNITY SERVICES		67,957	132,225	132,225	1,332	50,506	77,131	(26,625)	-34.5%	132,225
Vote 7 - COMMUNITY & SOCIAL SERVICES		-	-	-	-	-	-	-	-	-
<b>Total Revenue by Vote</b>	2	<b>421,663</b>	<b>525,600</b>	<b>525,600</b>	<b>23,961</b>	<b>258,886</b>	<b>306,600</b>	<b>(47,714)</b>	<b>-15.6%</b>	<b>525,600</b>
<b>Expenditure by Vote</b>	1									
Vote 1 - MUNICIPAL MANAGER		8,335	7,544	7,544	2,620	16,993	4,401	12,592	286.1%	7,544
Vote 2 - DIRECTORATE: INFRASTRUCTURE SERVICES		240,141	230,051	230,051	14,501	122,500	134,196	(11,696)	-8.7%	230,051
Vote 3 - DIRECTORATE: ELECTRO-TECHNICAL SERVICES		-	-	-	-	-	-	-	-	-
Vote 4 - DIRECTORATE: CORPORATE SERVICES		43,412	49,555	49,555	2,675	22,674	28,907	(6,233)	-21.6%	49,555
Vote 5 - DIRECTORATE: FINANCIAL SERVICES		43,091	48,007	48,007	3,344	40,091	28,004	12,087	43.2%	48,007
Vote 6 - DIRECTORATE: COMMUNITY SERVICES		77,666	114,241	114,241	4,034	33,846	66,641	(32,795)	-49.2%	114,241
Vote 7 - COMMUNITY & SOCIAL SERVICES		-	-	-	-	-	-	-	-	-
<b>Total Expenditure by Vote</b>	2	<b>412,646</b>	<b>449,398</b>	<b>449,398</b>	<b>27,173</b>	<b>236,105</b>	<b>262,149</b>	<b>(26,044)</b>	<b>-9.9%</b>	<b>449,398</b>
<b>Surplus/ (Deficit) for the year</b>	2	<b>9,017</b>	<b>76,202</b>	<b>76,202</b>	<b>(3,212)</b>	<b>22,781</b>	<b>44,451</b>	<b>(21,669)</b>	<b>-48.7%</b>	<b>76,202</b>

## 4.1.4 Table C4 Monthly Budget Statement - Financial Performance (revenue and expenditure)

WC053 Beaufort West - Table C4 Monthly Budget Statement - Financial Performance (revenue and expenditure) - M07 January										
Description	Ref	2023/24		Budget Year 2024/25						
		Audited Outcome	Original Budget	Adjusted Budget	Monthly actual	YearTD actual	YearTD budget	YTD variance	YTD variance %	Full Year Forecast
<b>R thousands</b>										
<b>Revenue</b>										
<b>Exchange Revenue</b>										
Service charges - Electricity		66,275	120,473	120,473	8,086	64,801	70,276	(5,475)	-8%	120,473
Service charges - Water		10,977	20,853	20,853	3,260	8,881	12,164	(3,283)	-27%	20,853
Service charges - Waste Water Management		19,654	24,740	24,740	1,688	12,337	14,432	(2,095)	-15%	24,740
Service charges - Waste management		10,788	16,399	16,399	912	6,762	9,566	(2,804)	-29%	16,399
Sale of Goods and Rendering of Services		675	942	942	111	446	550	(103)	-19%	942
Agency services		1,356	1,766	1,766	(762)	866	1,030	(164)	-16%	1,766
Interest		-	-	-	-	-	-	-	-	-
Interest earned from Receivables		9,075	11,992	11,992	789	5,233	6,995	(1,762)	-25%	11,992
Interest from Current and Non Current Assets		2,684	2,221	2,221	57	1,599	1,296	304	23%	2,221
Dividends		-	-	-	-	-	-	-	-	-
Rent on Land		-	-	-	-	-	-	-	-	-
Rental from Fixed Assets		1,715	2,022	2,022	113	503	1,180	(677)	-57%	2,022
Licence and permits		219	316	316	11	119	184	(65)	-35%	316
Operational Revenue		2,437	1,351	1,351	53	985	788	198	25%	1,351
<b>Non-Exchange Revenue</b>										
Property rates		46,614	55,152	55,152	4,764	31,239	32,172	(933)	-3%	55,152
Surcharges and Taxes		-	-	-	-	-	-	-	-	-
Fines, penalties and forfeits		75,692	73,189	73,189	869	9,433	42,694	(33,260)	-78%	73,189
Licence and permits		170	203	203	12	100	119	(19)	-16%	203
Transfers and subsidies - Operational		114,189	102,942	102,942	736	74,909	60,050	14,860	25%	102,942
Interest		3,211	3,449	3,449	269	1,727	2,012	(285)	-14%	3,449
Fuel Levy		-	-	-	-	-	-	-	-	-
Operational Revenue		39,467	35,832	35,832	2,995	20,745	20,902	(157)	-1%	35,832
Gains on disposal of Assets		-	-	-	-	-	-	-	-	-
Other Gains		234	25,587	25,587	-	-	14,926	(14,926)	-100%	25,587
Discontinued Operations		-	-	-	-	-	-	-	-	-
<b>Total Revenue (excluding capital transfers and contributions)</b>		<b>405,433</b>	<b>499,429</b>	<b>499,429</b>	<b>23,961</b>	<b>240,686</b>	<b>291,334</b>	<b>(50,648)</b>	<b>-17%</b>	<b>499,429</b>
<b>Expenditure By Type</b>										
Employee related costs		124,332	138,817	138,818	10,437	77,301	80,977	(3,676)	-5%	138,818
Remuneration of councillors		6,018	7,133	7,133	528	3,711	4,161	(450)	-11%	7,133
Bulk purchases - electricity		90,529	105,318	105,318	7,763	56,943	61,436	(4,492)	-7%	105,318
Inventory consumed		16,754	25,503	25,503	1,844	8,943	14,877	(5,934)	-40%	25,503
Debt impairment		23,055	75,382	75,382	-	21,676	43,973	(22,297)	-51%	75,382
Depreciation and amortisation		26,493	29,266	29,266	-	14,633	17,072	(2,439)	-14%	29,266
Interest		11,717	1,847	1,847	4	678	1,077	(399)	-37%	1,847
Contracted services		26,247	27,528	27,498	1,515	15,167	16,047	(879)	-5%	27,498
Transfers and subsidies		-	-	-	-	-	-	-	-	-
Irrecoverable debts written off		52,235	-	-	-	-	-	-	-	-
Operational costs		32,888	38,604	38,634	5,082	37,052	22,530	14,522	64%	38,634
Losses on Disposal of Assets		1,419	-	-	-	-	-	-	-	-
Other Losses		959	-	-	-	-	-	-	-	-
<b>Total Expenditure</b>		<b>412,646</b>	<b>449,398</b>	<b>449,398</b>	<b>27,173</b>	<b>236,105</b>	<b>262,149</b>	<b>(26,044)</b>	<b>-10%</b>	<b>449,398</b>
<b>Surplus/(Deficit)</b>										
Transfers and subsidies - capital (monetary allocations)		15,945	26,171	26,171	-	18,200	15,266	2,934	0	26,171
Transfers and subsidies - capital (in-kind)		285	-	-	-	-	-	-	-	-
<b>Surplus/(Deficit) after capital transfers &amp; contributions</b>		<b>9,017</b>	<b>76,202</b>	<b>76,202</b>	<b>(3,212)</b>	<b>22,781</b>	<b>44,451</b>	<b>(21,669)</b>	<b>(0)</b>	<b>76,202</b>
Income Tax		-	-	-	-	-	-	-	-	-
<b>Surplus/(Deficit) after income tax</b>		<b>9,017</b>	<b>76,202</b>	<b>76,202</b>	<b>(3,212)</b>	<b>22,781</b>	<b>44,451</b>	<b>(21,669)</b>	<b>(0)</b>	<b>76,202</b>
Share of Surplus/Deficit attributable to Joint Venture		-	-	-	-	-	-	-	-	-
Share of Surplus/Deficit attributable to Minorities		-	-	-	-	-	-	-	-	-
<b>Surplus/(Deficit) attributable to municipality</b>		<b>9,017</b>	<b>76,202</b>	<b>76,202</b>	<b>(3,212)</b>	<b>22,781</b>	<b>44,451</b>	<b>(21,669)</b>	<b>(0)</b>	<b>76,202</b>
Share of Surplus/Deficit attributable to Associate		-	-	-	-	-	-	-	-	-
Intercompany/Parent subsidiary transactions		-	-	-	-	-	-	-	-	-
<b>Surplus/ (Deficit) for the year</b>		<b>9,017</b>	<b>76,202</b>	<b>76,202</b>	<b>(3,212)</b>	<b>22,781</b>	<b>44,451</b>	<b>(21,669)</b>	<b>(0)</b>	<b>76,202</b>

## 4.1.5 Table C5 Monthly Budget Statement - Capital Expenditure (municipal vote, standard classification and funding)

WC053 Beaufort West - Table C5 Monthly Budget Statement - Capital Expenditure (municipal vote, functional classification and funding) - M07 January										
Vote Description	Ref	2023/24	Budget Year 2024/25							
		Audited Outcome	Original Budget	Adjusted Budget	Monthly actual	YearTD actual	YearTD budget	YTD variance	YTD variance %	Full Year Forecast
<b>R thousands</b>	1									
<b>Multi-Year expenditure appropriation</b>	2									
Vote 1 - MUNICIPAL MANAGER		-	-	-	-	-	-	-	-	-
Vote 2 - DIRECTORATE: INFRASTRUCTURE SERVICES		5,867	6,480	6,480	-	2,258	3,780	(1,522)	-40%	6,480
Vote 3 - DIRECTORATE: ELECTRO-TECHNICAL SERVICES		-	-	-	-	-	-	-	-	-
Vote 4 - DIRECTORATE: CORPORATE SERVICES		-	-	-	-	-	-	-	-	-
Vote 5 - DIRECTORATE: FINANCIAL SERVICES		-	-	-	-	-	-	-	-	-
Vote 6 - DIRECTORATE: COMMUNITY SERVICES		6,663	4,666	4,666	-	4,572	2,722	1,850	68%	4,666
Vote 7 - COMMUNITY & SOCIAL SERVICES		-	-	-	-	-	-	-	-	-
<b>Total Capital Multi-year expenditure</b>	4,7	<b>12,530</b>	<b>11,146</b>	<b>11,146</b>	-	<b>6,830</b>	<b>6,502</b>	<b>328</b>	<b>5%</b>	<b>11,146</b>
<b>Single Year expenditure appropriation</b>	2									
Vote 1 - MUNICIPAL MANAGER		-	-	-	-	-	-	-	-	-
Vote 2 - DIRECTORATE: INFRASTRUCTURE SERVICES		1,694	2,174	2,174	-	599	1,268	(669)	-53%	2,174
Vote 3 - DIRECTORATE: ELECTRO-TECHNICAL SERVICES		-	-	-	-	-	-	-	-	-
Vote 4 - DIRECTORATE: CORPORATE SERVICES		710	1,804	1,804	-	-	1,053	(1,053)	-100%	1,804
Vote 5 - DIRECTORATE: FINANCIAL SERVICES		13	-	-	-	-	-	-	-	-
Vote 6 - DIRECTORATE: COMMUNITY SERVICES		361	10,451	10,451	-	10,629	6,096	4,533	74%	10,451
Vote 7 - COMMUNITY & SOCIAL SERVICES		-	-	-	-	-	-	-	-	-
<b>Total Capital single-year expenditure</b>	4	<b>2,778</b>	<b>14,429</b>	<b>14,429</b>	-	<b>11,228</b>	<b>8,417</b>	<b>2,811</b>	<b>33%</b>	<b>14,429</b>
<b>Total Capital Expenditure</b>		<b>15,307</b>	<b>25,575</b>	<b>25,575</b>	-	<b>18,058</b>	<b>14,919</b>	<b>3,140</b>	<b>21%</b>	<b>25,575</b>
<b>Capital Expenditure - Functional Classification</b>										
<b>Governance and administration</b>		<b>985</b>	<b>500</b>	<b>500</b>	-	-	<b>292</b>	<b>(292)</b>	<b>-100%</b>	<b>500</b>
Executive and council		-	-	-	-	-	-	-	-	-
Finance and administration		985	500	500	-	-	292	(292)	-100%	500
Internal audit		-	-	-	-	-	-	-	-	-
<b>Community and public safety</b>		<b>2,473</b>	<b>5,971</b>	<b>5,971</b>	-	<b>4,572</b>	<b>3,483</b>	<b>1,089</b>	<b>31%</b>	<b>5,971</b>
Community and social services		35	1,304	1,304	-	-	761	(761)	-100%	1,304
Sport and recreation		2,438	4,666	4,666	-	4,572	2,722	1,850	68%	4,666
Public safety		-	-	-	-	-	-	-	-	-
Housing		-	-	-	-	-	-	-	-	-
Health		-	-	-	-	-	-	-	-	-
<b>Economic and environmental services</b>		<b>5,757</b>	-	<b>0</b>	-	-	-	-	-	<b>0</b>
Planning and development		151	-	-	-	-	-	-	-	-
Road transport		5,606	-	<b>0</b>	-	-	-	-	-	<b>0</b>
Environmental protection		-	-	-	-	-	-	-	-	-
<b>Trading services</b>		<b>6,092</b>	<b>19,104</b>	<b>19,105</b>	-	<b>13,486</b>	<b>11,144</b>	<b>2,342</b>	<b>21%</b>	<b>19,105</b>
Energy sources		16	6,480	6,480	-	2,258	3,780	(1,522)	-40%	6,480
Water management		1,056	2,174	2,174	-	599	1,268	(669)	-53%	2,174
Waste water management		435	-	<b>0</b>	-	-	-	-	-	<b>0</b>
Waste management		4,586	10,451	10,451	-	10,629	6,096	4,533	74%	10,451
<b>Other</b>		-	-	-	-	-	-	-	-	-
<b>Total Capital Expenditure - Functional Classification</b>	3	<b>15,307</b>	<b>25,575</b>	<b>25,575</b>	-	<b>18,058</b>	<b>14,919</b>	<b>3,140</b>	<b>21%</b>	<b>25,575</b>
<b>Funded by:</b>										
National Government		12,116	19,279	19,279	-	15,227	11,246	3,981	35%	19,279
Provincial Government		1,753	3,478	3,478	-	599	2,029	(1,430)	-70%	3,478
District Municipality		-	-	-	-	-	-	-	-	-
Transfers and subsidies - capital (monetary allocations) (Nat / Prov Departm Agencies, Households, Non-profit Institutions, Private Enterprises, Public Corporatons, Higher Educ Institutions)		248	-	<b>0</b>	-	-	-	-	-	<b>0</b>
<b>Transfers recognised - capital</b>		<b>14,117</b>	<b>22,757</b>	<b>22,757</b>	-	<b>15,826</b>	<b>13,275</b>	<b>2,551</b>	<b>19%</b>	<b>22,757</b>
<b>Borrowing</b>	6	-	-	-	-	-	-	-	-	-
<b>Internally generated funds</b>		<b>1,190</b>	<b>2,818</b>	<b>2,818</b>	-	<b>2,232</b>	<b>1,644</b>	<b>588</b>	<b>36%</b>	<b>2,818</b>
<b>Total Capital Funding</b>		<b>15,307</b>	<b>25,575</b>	<b>25,575</b>	-	<b>18,058</b>	<b>14,919</b>	<b>3,140</b>	<b>21%</b>	<b>25,575</b>



## 4.1.6 Table C6 Monthly Budget Statement - Financial Position

### WC053 Beaufort West - Table C6 Monthly Budget Statement - Financial Position - M07 January

Description	Ref	2023/24	Budget Year 2024/25			
		Audited Outcome	Original Budget	Adjusted Budget	YearTD actual	Full Year Forecast
<b>R thousands</b>	1					
<b>ASSETS</b>						
<b>Current assets</b>						
Cash and cash equivalents		18,170	55,906	–	28,923	55,906
Trade and other receivables from exchange transactions		20,382	14,932	–	18,058	14,932
Receivables from non-exchange transactions		28,696	62,436	–	30,677	62,436
Current portion of non-current receivables		2,754	1,154	–	1,599	1,154
Inventory		3,058	4,491	–	3,535	4,491
VAT		(1,128)	54,150	–	14,477	54,150
Other current assets		10,345	9,505	–	10,350	9,505
<b>Total current assets</b>		<b>82,276</b>	<b>202,574</b>	<b>–</b>	<b>107,619</b>	<b>202,574</b>
<b>Non current assets</b>						
Investments		(2,326)	–	–	(2,317)	–
Investment property		5,861	5,739	–	5,749	5,739
Property, plant and equipment		445,959	439,474	–	449,501	439,474
Biological assets		–	–	–	–	–
Living and non-living resources		–	–	–	–	–
Heritage assets		3,340	3,340	–	3,340	3,340
Intangible assets		1,362	1,705	–	1,357	1,705
Trade and other receivables from exchange transactions		(511)	2,030	–	(511)	2,030
Non-current receivables from non-exchange transactions		(1,071)	495	–	83	495
Other non-current assets		–	–	–	–	–
<b>Total non current assets</b>		<b>452,613</b>	<b>452,782</b>	<b>–</b>	<b>457,202</b>	<b>452,782</b>
<b>TOTAL ASSETS</b>		<b>534,889</b>	<b>655,357</b>	<b>–</b>	<b>564,821</b>	<b>655,357</b>
<b>LIABILITIES</b>						
<b>Current liabilities</b>						
Bank overdraft		–	–	–	–	–
Financial liabilities		1,181	1,084	–	789	1,084
Consumer deposits		2,682	2,490	–	2,739	2,490
Trade and other payables from exchange transactions		76,098	83,552	–	60,298	83,552
Trade and other payables from non-exchange transactions		44,887	1	–	51,611	1
Provision		18,632	15,136	–	18,632	15,136
VAT		(6,460)	46,655	–	10,129	46,655
Other current liabilities		–	–	–	–	–
<b>Total current liabilities</b>		<b>137,020</b>	<b>148,918</b>	<b>–</b>	<b>144,198</b>	<b>148,918</b>
<b>Non current liabilities</b>						
Financial liabilities		3,741	2,558	–	3,741	2,558
Provision		26,264	22,735	–	26,264	22,735
Long term portion of trade payables		25,167	36,085	–	25,167	36,085
Other non-current liabilities		28,780	25,575	–	28,780	25,575
<b>Total non current liabilities</b>		<b>83,952</b>	<b>86,953</b>	<b>–</b>	<b>83,952</b>	<b>86,953</b>
<b>TOTAL LIABILITIES</b>		<b>220,973</b>	<b>235,872</b>	<b>–</b>	<b>228,150</b>	<b>235,872</b>
<b>NET ASSETS</b>	2	<b>313,917</b>	<b>419,485</b>	<b>–</b>	<b>336,671</b>	<b>419,485</b>
<b>COMMUNITY WEALTH/EQUITY</b>						
Accumulated surplus/(deficit)		309,812	415,381	–	332,566	415,381
Reserves and funds		4,104	4,104	–	4,104	4,104
Other		–	–	–	–	–
<b>TOTAL COMMUNITY WEALTH/EQUITY</b>	2	<b>313,917</b>	<b>419,485</b>	<b>–</b>	<b>336,671</b>	<b>419,485</b>

#### 4.1.7 Table C7 Monthly Budget Statement - Cash Flow

WC053 Beaufort West - Table C7 Monthly Budget Statement - Cash Flow - M07 January										
Description	Ref	2023/24	Budget Year 2024/25							
		Audited Outcome	Original Budget	Adjusted Budget	Monthly actual	YearTD actual	YearTD budget	YTD variance	YTD variance %	Full Year Forecast
R thousands	1									
<b>CASH FLOW FROM OPERATING ACTIVITIES</b>										
<b>Receipts</b>										
Property rates		60,489	52,741	-	3,098	25,254	30,765	(5,511)	-18%	52,741
Service charges		124,021	210,414	-	13,317	99,045	122,742	(23,697)	-19%	210,414
Other revenue		22,183	17,912	-	3,481	30,852	10,449	20,403	195%	17,912
Transfers and Subsidies - Operational		101,214	102,942	-	2,353	79,061	60,050	19,012	32%	102,942
Transfers and Subsidies - Capital		16,124	26,171	-	-	20,966	15,266	5,700	37%	26,171
Interest		14,970	2,221	-	57	1,561	1,296	266	21%	2,221
Dividends		-	-	-	-	-	-	-	-	-
<b>Payments</b>										
Suppliers and employees		(315,325)	(347,909)	-	(27,744)	(224,404)	(202,947)	21,457	-11%	(347,909)
Interest		(1,796)	(1,847)	-	(4)	(940)	(1,077)	(137)	13%	(1,847)
Transfers and Subsidies		(3,659)	-	-	-	-	-	-	-	-
<b>NET CASH FROM/(USED) OPERATING ACTIVITIES</b>		<b>18,222</b>	<b>62,645</b>	<b>-</b>	<b>(5,442)</b>	<b>31,396</b>	<b>36,543</b>	<b>5,147</b>	<b>14%</b>	<b>62,645</b>
<b>CASH FLOWS FROM INVESTING ACTIVITIES</b>										
<b>Receipts</b>										
Proceeds on disposal of PPE		-	-	-	-	-	-	-	-	-
Decrease (increase) in non-current receivables		-	-	-	(0)	(0)	-	(0)	#DIV/0!	-
Decrease (increase) in non-current investments		-	-	-	-	-	-	-	-	-
<b>Payments</b>										
Capital assets		(16,016)	(25,575)	-	-	(20,340)	(14,919)	5,422	-36%	(25,575)
<b>NET CASH FROM/(USED) INVESTING ACTIVITIES</b>		<b>(16,016)</b>	<b>(25,575)</b>	<b>-</b>	<b>(0)</b>	<b>(20,340)</b>	<b>(14,919)</b>	<b>5,422</b>	<b>-36%</b>	<b>(25,575)</b>
<b>CASH FLOWS FROM FINANCING ACTIVITIES</b>										
<b>Receipts</b>										
Short term loans		-	-	-	-	-	-	-	-	-
Borrowing long term/refinancing		-	-	-	-	-	-	-	-	-
Increase (decrease) in consumer deposits		-	-	-	12	90	-	90	#DIV/0!	-
<b>Payments</b>										
Repayment of borrowing		(1,182)	(1,102)	-	-	(392)	(643)	(251)	39%	(1,102)
<b>NET CASH FROM/(USED) FINANCING ACTIVITIES</b>		<b>(1,182)</b>	<b>(1,102)</b>	<b>-</b>	<b>12</b>	<b>(302)</b>	<b>(643)</b>	<b>(341)</b>	<b>53%</b>	<b>(1,102)</b>
<b>NET INCREASE/(DECREASE) IN CASH HELD</b>		<b>1,023</b>	<b>35,968</b>	<b>-</b>	<b>(5,431)</b>	<b>10,753</b>	<b>20,981</b>			<b>35,968</b>
Cash/cash equivalents at beginning:		14,860	19,938	-	-	15,883	19,938			19,938
Cash/cash equivalents at month/year end:		15,883	55,906	-	(5,431)	26,637	40,920			55,906

The table below indicate the bank statement and investment balances movement for January 2025.

Bank and Investment Balances Movement - January 2025								
	Opening Balance	Revenue	Expenditure	Investment Deposits	Interest Earned	Administration / Service Fees	Investment Withdrawals	Closing Balance
<b>Nedbank Account</b>	<b>1,118,889.74</b>	<b>28,991,088.94</b>	<b>- 28,408,656.68</b>	-	-	-	-	<b>1,701,322.00</b>
<b>ABSA Account</b>	<b>38,945.16</b>	<b>2,115,587.44</b>	<b>- 2,023,985.24</b>	-	-	-	-	<b>130,547.36</b>
<b>Investment Balances</b>	<b>30,676,268.88</b>	-	-	-	-	-	<b>- 5,998,965.19</b>	<b>24,677,303.69</b>
<b>Balance</b>	<b>31,834,103.78</b>	<b>31,106,676.38</b>	<b>- 30,432,641.92</b>	-	-	-	<b>- 5,998,965.19</b>	<b>26,509,173.05</b>

Table C7 includes the balance of the Cashbook and Current Investment Deposits.

## PART 2 – SUPPORTING DOCUMENTATION

### 5. Debtors' analysis

#### 5.1 Supporting Table SC3

##### Debtors' age analysis

WC053 Beaufort West - Supporting Table SC3 Monthly Budget Statement - aged debtors - M07 January												
Description	NT Code	Budget Year 2024/25									Total	Total over 90 days
		0-30 Days	31-60 Days	61-90 Days	91-120 Days	121-150 Dys	151-180 Dys	181 Dys-1 Yr	Over 1Yr			
R thousands												
<b>Debtors Age Analysis By Income Source</b>												
Trade and Other Receivables from Exchange Transactions - Water	1200	5,198	1,287	1,400	1,092	1,108	852	624	25,836	37,398	29,513	
Trade and Other Receivables from Exchange Transactions - Electricity	1300	6,575	925	768	437	305	174	396	4,425	14,004	5,737	
Receivables from Non-exchange Transactions - Property Rates	1400	5,862	1,403	1,293	1,228	1,274	1,244	785	40,430	53,517	44,960	
Receivables from Exchange Transactions - Waste Water Management	1500	3,153	1,037	964	973	1,028	938	870	41,079	50,043	44,889	
Receivables from Exchange Transactions - Waste Management	1600	1,736	575	561	580	632	567	554	25,458	30,663	27,791	
Receivables from Exchange Transactions - Property Rental Debtors	1700	3	1	1	1	1	1	1	56	66	60	
Interest on Arrear Debtor Accounts	1810	0	-	-	-	-	-	-	1,055	1,055	1,055	
Recoverable unauthorised, irregular, fruitless and wasteful expenditure	1820	-	-	-	-	-	-	-	-	-	-	
Other	1900	325	198	223	198	165	158	102	36,878	38,246	37,500	
<b>Total By Income Source</b>	<b>2000</b>	<b>22,852</b>	<b>5,426</b>	<b>5,210</b>	<b>4,509</b>	<b>4,513</b>	<b>3,934</b>	<b>3,332</b>	<b>175,217</b>	<b>224,993</b>	<b>191,505</b>	
2022/23 - totals only										-	-	
<b>Debtors Age Analysis By Customer Group</b>												
Organs of State	2200	2,315	602	413	262	166	133	127	9,362	13,380	10,050	
Commercial	2300	4,984	1,010	807	685	629	583	440	18,935	28,074	21,273	
Households	2400	15,084	3,701	3,921	3,311	3,656	3,141	2,723	144,641	180,177	157,471	
Other	2500	469	112	70	251	61	77	42	2,280	3,362	2,711	
<b>Total By Customer Group</b>	<b>2600</b>	<b>22,852</b>	<b>5,426</b>	<b>5,210</b>	<b>4,509</b>	<b>4,513</b>	<b>3,934</b>	<b>3,332</b>	<b>175,217</b>	<b>224,993</b>	<b>191,505</b>	

### 6. Creditors analysis

#### 6.1 Supporting Table SC4

##### Creditors' age analysis

WC053 Beaufort West - Supporting Table SC4 Monthly Budget Statement - aged creditors - M07 January										
Description	NT Code	Budget Year 2024/25								Total
		0 - 30 Days	31 - 60 Days	61 - 90 Days	91 - 120 Days	121 - 150 Days	151 - 180 Days	181 Days - 1 Year	Over 1 Year	
R thousands										
<b>Creditors Age Analysis By Customer Type</b>										
Bulk Electricity	0100	204	129	-	-	-	-	1	75,076	75,410
Bulk Water	0200	-	-	-	-	-	-	-	10,439	10,439
PAYE deductions	0300	-	-	-	-	-	-	-	-	-
VAT (output less input)	0400	-	-	-	-	-	-	-	-	-
Pensions / Retirement deductions	0500	-	-	-	-	-	-	-	-	-
Loan repayments	0600	-	-	-	-	-	-	-	-	-
Trade Creditors	0700	490	549	44	1	12	139	1,978	15,760	18,972
Auditor General	0800	157	-	2,345	3,172	106	26	589	10,366	16,760
Other	0900	-	-	-	-	-	-	-	0	0
Medical Aid deductions										-
<b>Total By Customer Type</b>	<b>1000</b>	<b>850</b>	<b>678</b>	<b>2,389</b>	<b>3,173</b>	<b>118</b>	<b>165</b>	<b>2,567</b>	<b>111,641</b>	<b>121,581</b>

## 7. Investment portfolio analysis

### 7.1 Supporting Table SC5

WC053 Beaufort West - Supporting Table SC5 Monthly Budget Statement - investment portfolio - M07 January					
Investments by maturity Name of institution & investment ID	Opening balance	Interest to be realised	Partial / Premature Withdrawal (4)	Investment Top Up	Closing Balance
R thousands					
<b>Municipality</b>					
Standard Bank	2,699	-	-	-	2,699
ABSA Bank	25,690	-	(5,999)	-	19,691
Nedbank	940	-	-	-	940
Investec	1,349	-	-	-	1,349
					-
					-
<b>Municipality sub-total</b>	<b>30,676</b>	<b>-</b>	<b>(5,999)</b>	<b>-</b>	<b>24,677</b>
<b>Entities</b>					
					-
					-
<b>Entities sub-total</b>	<b>-</b>	<b>-</b>	<b>-</b>	<b>-</b>	<b>-</b>
<b>TOTAL INVESTMENTS AND INTEREST</b>	<b>30,676</b>	<b>-</b>	<b>(5,999)</b>	<b>-</b>	<b>24,677</b>

The total investment balance of the Municipality at the end of January 2025 amounted to R 24,677 million. The municipality made an investment withdrawal of R 5,999 million during the month of January 2025.

The investment withdrawal of R 5,999 million related to the following:

- Cultural Affairs & Sport: Library Service - Replacement Funding for most vulnerable B3 Municipalities – R 511,671.86;
- Central Karoo District Municipality Grant – R 8,333.33 and
- Equitable Share Investment – R 5,478,960.

Interest earned on investments are capitalized on a quarterly basis by the municipality.

Included in the balance of R 24,677,303.69 is the unspent conditional grants amounting to R 9,084,239.97 that are cash backed on investment.

## 8. Allocation and grant receipts and expenditure

### 8.1 Supporting Table SC6 – Grant receipts

WC053 Beaufort West - Supporting Table SC7(1) Monthly Budget Statement - transfers and grant expenditure - M07 January										
Description	Ref	2023/24		Budget Year 2024/25						
		Audited Outcome	Original Budget	Adjusted Budget	Monthly actual	YearTD actual	YearTD budget	YTD variance	YTD variance %	Full Year Forecast
R thousands										
<b>RECEIPTS:</b>	1,2									
<b>Operating Transfers and Grants</b>										
<b>National Government:</b>		87,870	92,857	-	-	70,182	54,167	16,015	29.6%	92,857
Equitable share		83,574	88,849	-	-	66,636	51,829	14,807	28.6%	88,849
Municipal Infrastructure Grant (MIG)		739	782	-	-	687	456	231	50.6%	782
Local Government Financial Management Grant (FMG)		2,185	2,000	-	-	2,000	1,167	833	71.4%	2,000
Expanded Public Works Programme Integrated Grant (EPWP)		1,372	1,226	-	-	859	715	144	20.1%	1,226
Other transfers and grants [insert description]										
<b>Provincial Government:</b>		10,815	9,413	-	2,353	7,886	5,491	2,395	43.6%	9,413
Provincial Treasury -Western Cape Financial Management Capacity Building Grant		-	600	-	-	600	350	250	71.4%	600
Provincial Treasury : Western Cape Municipal Financial Recovery Services Grant		1,000	-	-	-	-	-	-	-	-
Department of Infrastructure -Title Deeds Restoration Grant		-	90	-	-	-	53	(53)	-100.0%	90
Department of Infrastructure -Human Settlements Development Grant (Beneficiaries)		1,071	1,437	-	-	-	838	(838)	-100.0%	1,437
Department Cultural Affairs & Sport-Replacement Funding for most vulnerable B3 Municipalities		7,118	7,060	-	2,353	7,060	4,118	2,942	71.4%	7,060
Department of Local Government -Community Development Workers (CDW) Operational Support Grant	4	226	226	-	-	226	132	94	71.4%	226
Department of Local Government: Western Cape Municipal Interventions Grant		800	-	-	-	-	-	-	-	-
Department of Local Government: Municipal Energy Resilience Grant		600	-	-	-	-	-	-	-	-
Other transfers and grants [insert description]										
<b>District Municipality:</b>		86	-	-	-	350	-	350	#DIV/0!	-
Central Karoo District Municipality		86	-	-	-	350	-	350	#DIV/0!	-
Other grant providers:		2,443	672	-	-	1,243	392	851	217.1%	672
Chemical Industries Education & Training Authority		2,128	672	-	-	1,236	392	844	215.4%	672
Local Government Sector Education and Training Authority		315	-	-	-	7	-	7	#DIV/0!	-
<b>Total Operating Transfers and Grants</b>	5	101,214	102,942	-	2,353	79,681	60,050	19,612	32.7%	102,942
<b>Capital Transfers and Grants</b>										
<b>National Government:</b>		14,050	22,171	-	-	16,386	12,933	3,433	26.5%	22,171
Municipal Infrastructure Grant (MIG)		14,050	14,861	-	-	13,056	8,669	4,387	50.6%	14,861
Integrated National Electrification Programme (Municipal) Grant		-	7,310	-	-	3,310	4,264	(954)	-22.4%	7,310
Other capital transfers [insert description]										
<b>Provincial Government:</b>		2,075	4,000	-	-	4,000	2,333	1,667	71.4%	4,000
Department Cultural Affairs & Sport-Community Library Services Grant		-	1,500	-	-	1,500	875	625	71.4%	1,500
Department of Local Government -Municipal Water Resilience Grant		-	2,500	-	-	2,500	1,458	1,042	71.4%	2,500
Department of Local Government : Western Cape Municipal Interventions Grant		835	-	-	-	-	-	-	-	-
Department of Local Government : Municipal Water Resilience Grant		1,200	-	-	-	-	-	-	-	-
Department Cultural Affairs & Sport-Replacement Funding for most vulnerable B3 Municipalities		40	-	-	-	-	-	-	-	-
Other capital transfers [insert description]										
<b>District Municipality:</b>		-	-	-	-	-	-	-	-	-
Other capital transfers [insert description]		-	-	-	-	-	-	-	-	-
Other grant providers:		-	-	-	-	-	-	-	-	-
Other capital transfers [insert description]		-	-	-	-	-	-	-	-	-
<b>Total Capital Transfers and Grants</b>	5	16,124	26,171	-	-	20,386	15,266	5,100	33.4%	26,171
<b>TOTAL RECEIPTS OF TRANSFERS &amp; GRANTS</b>	5	117,338	129,113	-	2,353	100,027	75,316	24,711	32.8%	129,113

## 8.2 Supporting Table SC7 (1) – Grant expenditure

WC053 Beaufort West - Supporting Table SC7(1) Monthly Budget Statement - transfers and grant expenditure - M07 January										
Description	Ref	2023/24	Budget Year 2024/25							
		Audited Outcome	Original Budget	Adjusted Budget	Monthly actual	YearTD actual	YearTD budget	YTD variance	YTD variance %	Full Year Forecast
R thousands										
<b>EXPENDITURE</b>										
<b>Operating expenditure of Transfers and Grants</b>										
<b>National Government:</b>		87,796	92,857	-	195	69,156	54,167	14,989	27.7%	92,857
Equitable share		83,574	88,849	-	-	66,636	51,829	14,807	28.6%	88,849
Municipal Infrastructure Grant (MIG)		728	782	-	67	492	456	36	7.8%	782
Local Government Financial Management Grant (FMG)		2,185	2,000	-	-	1,168	1,167	1	0.1%	2,000
Expanded Public Works Programme Integrated Grant (EPWP)		1,309	1,226	-	129	860	715	145	20.2%	1,226
Other transfers and grants [insert description]										
<b>Provincial Government:</b>		9,619	9,413	-	531	4,643	5,491	(848)	-15.4%	9,413
Provincial Treasury -Western Cape Financial Management Capacity Building Grant		-	600	-	-	600	350	250	71.4%	600
Provincial Treasury : Western Cape Municipal Financial Recovery Services Grant		200	-	-	-	-	-	-	-	-
Department of Infrastructure -Title Deeds Restoration Grant		-	90	-	-	-	53	(53)	-100.0%	90
Department of Infrastructure -Human Settlements Development Grant (Beneficiaries)		1,071	1,437	-	-	-	838	(838)	-100.0%	1,437
Department Cultural Affairs & Sport-Replacement Funding for most vulnerable B3 Municipalities		6,743	7,060	-	532	3,921	4,118	(198)	-4.8%	7,060
Department of Local Government -Community Development Workers (CDW) Operational Support Grant		218	226	-	(2)	122	132	(10)	-7.3%	226
Department of Local Government: Western Cape Municipal Interventions Grant		787	-	-	-	-	-	-	-	-
Department of Local Government: Municipal Energy Resilience Grant		600	-	-	-	-	-	-	-	-
Other transfers and grants [insert description]										
<b>District Municipality:</b>		76	-	-	8	50	-	50	#DIV/0!	-
Central Karoo District Municipality		76	-	-	8	50	-	50	#DIV/0!	-
<b>Other grant providers:</b>		2,577	672	-	-	1,053	392	661	168.7%	672
Chemical Industries Education & Training Authority		2,179	672	-	-	1,046	392	654	166.9%	672
Local Government Sector Education and Training Authority		315	-	-	-	7	-	7	#DIV/0!	-
Services SETA		83	-	-	-	-	-	-	-	-
<b>Total operating expenditure of Transfers and Grants:</b>		100,068	102,942	-	734	74,902	60,050	14,852	24.7%	102,942
<b>Capital expenditure of Transfers and Grants</b>										
<b>National Government:</b>		13,929	22,171	-	-	17,511	12,933	4,578	35.4%	22,171
Municipal Infrastructure Grant (MIG)		13,929	14,861	-	-	14,914	8,669	6,245	72.0%	14,861
Integrated National Electrification Programme (Municipal) Grant		-	7,310	-	-	2,597	4,264	(1,667)	-39.1%	7,310
Other capital transfers [insert description]		-	-	-	-	-	-	-	-	-
<b>Provincial Government:</b>		2,016	4,000	-	-	689	2,333	(1,644)	-70.5%	4,000
Department Cultural Affairs & Sport-Community Library Services Grant		-	1,500	-	-	-	875	(875)	-100.0%	1,500
Department Cultural Affairs & Sport-Replacement Funding for most vulnerable B3 Municipalities		40	-	-	-	-	-	-	-	-
Department of Local Government -Municipal Water Resilience Grant		1,200	2,500	-	-	689	1,458	(769)	-52.7%	2,500
Department of Local Government: Western Cape Municipal Interventions Grant		777	-	-	-	-	-	-	-	-
Other capital transfers [insert description]										
<b>District Municipality:</b>		-	-	-	-	-	-	-	-	-
Other capital transfers [insert description]		-	-	-	-	-	-	-	-	-
<b>Other grant providers:</b>		285	-	-	-	-	-	-	-	-
Services SETA		285	-	-	-	-	-	-	-	-
<b>Total capital expenditure of Transfers and Grants</b>		16,230	26,171	-	-	18,200	15,266	2,934	19.2%	26,171
<b>TOTAL EXPENDITURE OF TRANSFERS AND GRANTS</b>		116,299	129,113	-	734	93,102	75,316	17,786	23.6%	129,113

The table below provide a summary of the movements on the conditional grants from July to January 2025.

<b>Summary of Unspent Conditional Grants - July till January 2025</b>	
<b>Conditional Grants - Opening Balance 1 July 2024</b>	<b>2,354,143.00</b>
Grants Received During July 2024	46,925,000.00
Less : Grant Expenditure During July 2024	- 38,599,223.72
<b>Closing Balance - 31 July 2024</b>	<b>10,679,919.28</b>
Grants Received During August 2024	13,597,012.00
Less : Grant Expenditure During August 2024	- 11,864,404.00
<b>Closing Balance - 31 August 2024</b>	<b>12,412,527.28</b>
Grants Received During September 2024	2,726,000.00
Less : Grant Expenditure During September 2024	- 1,897,078.40
<b>Closing Balance - 30 September 2024</b>	<b>13,241,448.88</b>
Grants Received During October 2024	2,987,200.00
Less : Grant Expenditure During October 2024	- 3,008,326.44
<b>Closing Balance - 31 October 2024</b>	<b>13,220,322.44</b>
Grants Received During November 2024	792,000.00
Less : Grant Expenditure During November 2024	- 2,430,762.85
<b>Closing Balance - 30 November 2024</b>	<b>11,581,559.59</b>
Repayment of Unspent MIG funds as at 30 June 2024	- 132,222.24
Repayment of Unspent EPWP funds as at 30 June 2024	- 62,647.17
<b>Closing Balance - 30 November 2024</b>	<b>11,386,690.18</b>
Grants Received During December 2024	30,647,000.00
Less : Grant Expenditure During December 2024	- 34,568,159.70
<b>Closing Balance - 31 December 2024</b>	<b>7,465,530.48</b>
Grants Received During January 2025	2,353,000.00
Less : Grant Expenditure During January 2025	- 734,290.51
<b>Closing Balance - 31 January 2025</b>	<b>9,084,239.97</b>

The unspent conditional grant balance at the end of January amounted to R 9,084,239.97.

All unspent conditional grants were cash backed and on investment as at the end of January 2025.

## 9. Expenditure on councillor and board members allowances and employee benefits

### 9.1 Supporting Table SC8

WC053 Beaufort West - Supporting Table SC8 Monthly Budget Statement - councillor and staff benefits - M07 January										
Summary of Employee and Councillor remuneration	Ref	2023/24	Budget Year 2024/25							
		Audited Outcome	Original Budget	Adjusted Budget	Monthly actual	YearTD actual	YearTD budget	YTD variance	YTD variance %	Full Year Forecast
R thousands		A	B	C						D
<b>Councillors (Political Office Bearers plus Other)</b>	1									
Basic Salaries and Wages		5,206	6,158	6,158	466	3,271	3,592	(321)	-9%	6,158
Pension and UIF Contributions		99	182	182	-	-	106	(106)	-100%	182
Medical Aid Contributions		5	-	-	-	-	-	-	-	-
Motor Vehicle Allowance		136	155	155	11	80	90	(11)	-12%	155
Cellphone Allowance		525	586	586	47	331	342	(11)	-3%	586
Housing Allowances		-	-	-	-	-	-	-	-	-
Other benefits and allowances		46	52	52	4	29	30	(1)	-3%	52
<b>Sub Total - Councillors</b>		<b>6,018</b>	<b>7,133</b>	<b>7,133</b>	<b>528</b>	<b>3,711</b>	<b>4,161</b>	<b>(450)</b>	<b>-11%</b>	<b>7,133</b>
<b>Senior Managers of the Municipality</b>	3									
Basic Salaries and Wages		2,734	3,358	3,358	202	1,692	1,959	(267)	-14%	3,358
Pension and UIF Contributions		422	801	801	35	295	467	(172)	-37%	801
Medical Aid Contributions		184	390	390	17	146	228	(82)	-36%	390
Overtime		-	-	-	-	-	-	-	-	-
Performance Bonus		57	455	455	-	216	265	(49)	-18%	455
Motor Vehicle Allowance		200	261	261	25	176	152	23	15%	261
Cellphone Allowance		63	72	72	8	41	42	(1)	-1%	72
Housing Allowances		-	-	-	-	-	-	-	-	-
Other benefits and allowances		71	0	0	5	43	0	42	16537%	0
Payments in lieu of leave		49	-	-	-	30	-	30	#DIV/0!	-
Long service awards		-	-	-	-	-	-	-	-	-
Post-retirement benefit obligations	2	-	-	-	-	-	-	-	-	-
Entertainment		-	-	-	-	-	-	-	-	-
Scarcity		249	330	330	21	163	193	(30)	-16%	330
Acting and post related allowance		83	-	0	20	20	0	20	2047700%	0
In kind benefits		-	-	-	-	-	-	-	-	-
<b>Sub Total - Senior Managers of Municipality</b>		<b>4,112</b>	<b>5,668</b>	<b>5,668</b>	<b>333</b>	<b>2,822</b>	<b>3,306</b>	<b>(484)</b>	<b>-15%</b>	<b>5,668</b>
<b>Other Municipal Staff</b>										
Basic Salaries and Wages		80,237	95,736	95,736	7,075	49,323	55,846	(6,523)	-12%	95,736
Pension and UIF Contributions		13,789	16,583	16,583	1,202	8,313	9,673	(1,360)	-14%	16,583
Medical Aid Contributions		2,176	2,274	2,274	234	1,493	1,327	166	13%	2,274
Overtime		4,116	3,344	3,344	732	2,680	1,951	729	37%	3,344
Performance Bonus		5,973	6,902	6,902	-	6,180	4,026	2,154	53%	6,902
Motor Vehicle Allowance		169	162	162	20	142	95	47	50%	162
Cellphone Allowance		148	160	160	12	83	93	(10)	-11%	160
Housing Allowances		405	420	420	36	247	245	2	1%	420
Other benefits and allowances		5,326	5,055	5,055	467	3,261	2,949	313	11%	5,055
Payments in lieu of leave		1,068	-	0	34	247	0	247	4109933%	0
Long service awards		455	598	598	17	482	349	133	38%	598
Post-retirement benefit obligations	2	4,191	1,630	1,630	141	873	951	(78)	-8%	1,630
Entertainment		-	-	-	-	-	-	-	-	-
Scarcity		-	-	-	-	-	-	-	-	-
Acting and post related allowance		2,166	285	285	133	1,155	166	989	594%	285
In kind benefits		-	-	-	-	-	-	-	-	-
<b>Sub Total - Other Municipal Staff</b>		<b>120,220</b>	<b>133,150</b>	<b>133,150</b>	<b>10,104</b>	<b>74,479</b>	<b>77,671</b>	<b>(3,192)</b>	<b>-4%</b>	<b>133,150</b>
<b>TOTAL SALARY, ALLOWANCES &amp; BENEFITS</b>		<b>130,350</b>	<b>145,950</b>	<b>145,950</b>	<b>10,965</b>	<b>81,012</b>	<b>85,138</b>	<b>(4,126)</b>	<b>-5%</b>	<b>145,950</b>
<b>TOTAL MANAGERS AND STAFF</b>		<b>124,332</b>	<b>138,817</b>	<b>138,818</b>	<b>10,437</b>	<b>77,301</b>	<b>80,977</b>	<b>(3,676)</b>	<b>-5%</b>	<b>138,818</b>



The total overtime and standby budget for the 2024/25 financial year amounts to R 5,211,180. The year to date expenditure on these two items at the end of January 2025 amounted to R 4,192,483 or 80.5% of the total budget.

	Budget	Actual - Quarter 1 2024/2025	Actual - October 2024	Actual - November 2024	Actual - December 2025	Actual - January 2025	Year to date Total	% of the budget spent
<b>Overtime</b>	<b>3,343,960</b>	1,118,567	297,664	276,876	254,267	732,375	<b>2,679,749</b>	<b>80.1%</b>
<b>Standby Allowances</b>	<b>1,867,220</b>	649,763	216,069	206,620	205,848	234,434	<b>1,512,734</b>	<b>81.0%</b>
<b>Total</b>	<b>5,211,180</b>	<b>1,768,329</b>	<b>513,733</b>	<b>483,495</b>	<b>460,116</b>	<b>966,810</b>	<b>4,192,483</b>	<b>80.5%</b>

The overtime and standby expenditure needs to be closely managed and monitored during the financial to ensure that these costs remain within the budget allocated.

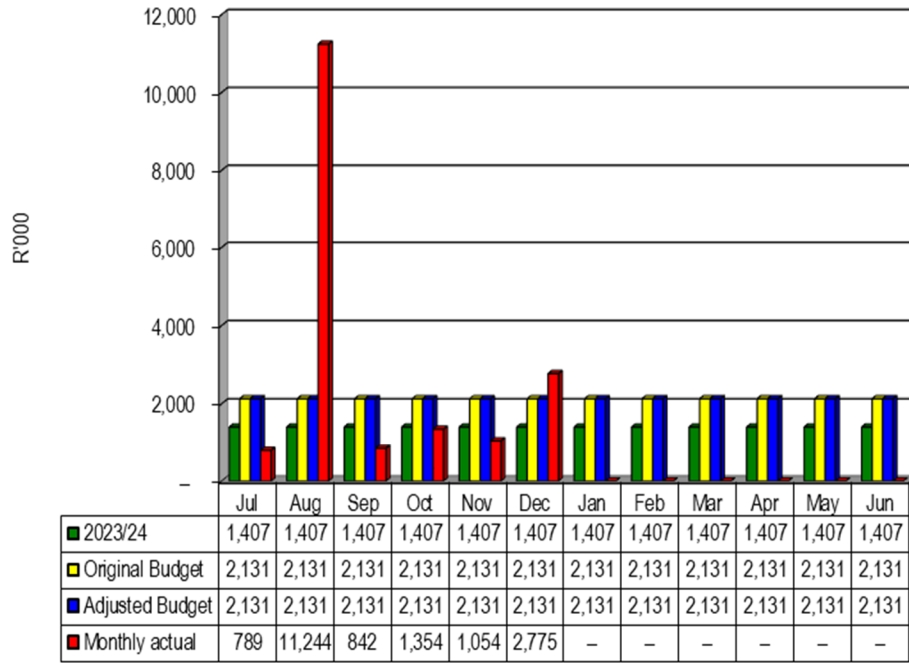
## 10. Capital programme performance

### 10.1 Supporting Table SC12

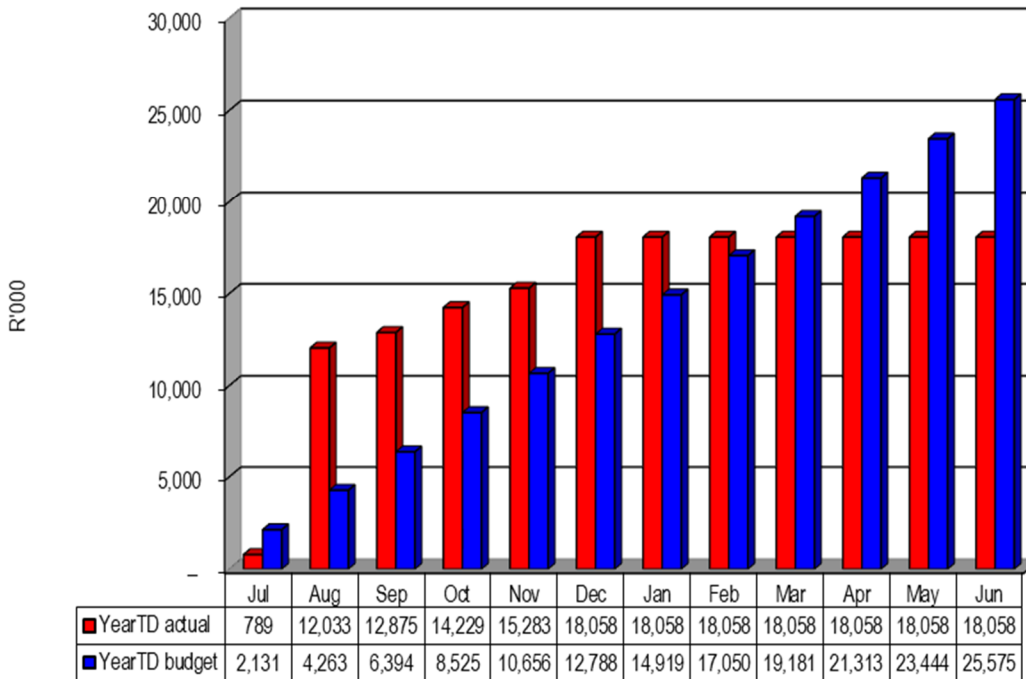
WC053 Beaufort West - Supporting Table SC12 Monthly Budget Statement - capital expenditure trend - M07 January									
Month	2023/24	Budget Year 2024/25							
	Audited Outcome	Original Budget	Adjusted Budget	Monthly actual	YearTD actual	YearTD budget	YTD variance	YTD variance	% spend of Original Budget
<b>R thousands</b>								%	
<b>Monthly expenditure performance trend</b>									
July	1,407	2,131	-	789	789	2,131	1,342	63.0%	3%
August	1,407	2,131	-	11,244	12,033	4,263	(7,770)	-182.3%	47%
September	1,407	2,131	-	842	12,875	6,394	(6,481)	-101.4%	50%
October	1,407	2,131	-	1,354	14,229	8,525	(5,704)	-66.9%	56%
November	1,407	2,131	-	1,054	15,283	10,656	(4,627)	-43.4%	60%
December	1,407	2,131	-	2,775	18,058	12,788	(5,271)	-41.2%	71%
January	1,407	2,131	-	-		14,919	-		
February	1,407	2,131	-	-		17,050	-		
March	1,407	2,131	-	-		19,181	-		
April	1,407	2,131	-	-		21,313	-		
May	1,407	2,131	-	-		23,444	-		
June	1,407	2,131	-	-		25,575	-		
<b>Total Capital expenditure</b>	<b>16,889</b>	<b>25,575</b>	<b>-</b>	<b>18,058</b>					

Council approved a capital budget amounting to R 25,575 million for the 2024/25 financial year. The 2024/25 capital budget is mainly funded by the national and provincial grant allocations. The capital expenditure programme is dependent on the timing of the transfers from national and provincial government. The total year-to-date capital expenditure at the end of January 2025 amounted to R 18,058 (excluding VAT) or 71% of the approved capital budget. Expenditure is expected to increase as the year progress.

**Chart C1 2024/25 Capital Expenditure Monthly Trend: actual v target**



**Chart C2 2024/25 Capital Expenditure: YTD actual v YTD target**



## 10.2 Supporting Table SC13

### 10.2.1 Supporting Table SC13a

WC053 Beaufort West - Supporting Table SC13a Monthly Budget Statement - capital expenditure on new assets by asset class - M07 January										
Description	Ref	2023/24	Budget Year 2024/25							
		Audited Outcome	Original Budget	Adjusted Budget	Monthly actual	YearTD actual	YearTD budget	YTD variance	YTD variance %	Full Year Forecast
<b>R thousands</b>	1									
<b>Capital expenditure on new assets by Asset Class/Sub-class</b>										
<b>Infrastructure</b>		-	667	667	-	-	389	389	100.0%	667
Roads Infrastructure		-	-	-	-	-	-	-	-	-
Roads		-	-	-	-	-	-	-	-	-
Road Structures		-	-	-	-	-	-	-	-	-
Road Furniture		-	-	-	-	-	-	-	-	-
Capital Spares		-	-	-	-	-	-	-	-	-
Storm water Infrastructure		-	-	-	-	-	-	-	-	-
Drainage Collection		-	-	-	-	-	-	-	-	-
Storm water Conveyance		-	-	-	-	-	-	-	-	-
Attenuation		-	-	-	-	-	-	-	-	-
Electrical Infrastructure		-	667	667	-	-	389	389	100.0%	667
Power Plants		-	-	-	-	-	-	-	-	-
HV Substations		-	-	-	-	-	-	-	-	-
HV Switching Station		-	-	-	-	-	-	-	-	-
HV Transmission Conductors		-	-	-	-	-	-	-	-	-
MV Substations		-	-	-	-	-	-	-	-	-
MV Switching Stations		-	-	-	-	-	-	-	-	-
MV Networks		-	543	543	-	-	317	317	100.0%	543
LV Networks		-	123	123	-	-	72	72	100.0%	123
Capital Spares		-	-	-	-	-	-	-	-	-
Water Supply Infrastructure		-	-	-	-	-	-	-	-	-
Dams and Weirs		-	-	-	-	-	-	-	-	-
Boreholes		-	-	-	-	-	-	-	-	-
Reservoirs		-	-	-	-	-	-	-	-	-
Pump Stations		-	-	-	-	-	-	-	-	-
Water Treatment Works		-	-	-	-	-	-	-	-	-
Bulk Mains		-	-	-	-	-	-	-	-	-
Distribution		-	-	-	-	-	-	-	-	-
Distribution Points		-	-	-	-	-	-	-	-	-
PRV Stations		-	-	-	-	-	-	-	-	-
Capital Spares		-	-	-	-	-	-	-	-	-
Sanitation Infrastructure		-	-	-	-	-	-	-	-	-
Pump Station		-	-	-	-	-	-	-	-	-
Reticulation		-	-	-	-	-	-	-	-	-
Waste Water Treatment Works		-	-	-	-	-	-	-	-	-
Outfall Sewers		-	-	-	-	-	-	-	-	-
Toilet Facilities		-	-	-	-	-	-	-	-	-
Capital Spares		-	-	-	-	-	-	-	-	-
Solid Waste Infrastructure		-	-	-	-	-	-	-	-	-
Landfill Sites		-	-	-	-	-	-	-	-	-
Waste Transfer Stations		-	-	-	-	-	-	-	-	-
Waste Processing Facilities		-	-	-	-	-	-	-	-	-
Waste Drop-off Points		-	-	-	-	-	-	-	-	-
Waste Separation Facilities		-	-	-	-	-	-	-	-	-
Electricity Generation Facilities		-	-	-	-	-	-	-	-	-
Capital Spares		-	-	-	-	-	-	-	-	-
Rail Infrastructure		-	-	-	-	-	-	-	-	-
Rail Lines		-	-	-	-	-	-	-	-	-
Rail Structures		-	-	-	-	-	-	-	-	-
Rail Furniture		-	-	-	-	-	-	-	-	-
Drainage Collection		-	-	-	-	-	-	-	-	-
Storm water Conveyance		-	-	-	-	-	-	-	-	-
Attenuation		-	-	-	-	-	-	-	-	-
MV Substations		-	-	-	-	-	-	-	-	-
LV Networks		-	-	-	-	-	-	-	-	-
Capital Spares		-	-	-	-	-	-	-	-	-
Coastal Infrastructure		-	-	-	-	-	-	-	-	-
Sand Pumps		-	-	-	-	-	-	-	-	-
Piers		-	-	-	-	-	-	-	-	-
Revetments		-	-	-	-	-	-	-	-	-
Promenades		-	-	-	-	-	-	-	-	-
Capital Spares		-	-	-	-	-	-	-	-	-
Information and Communication Infrastructure		-	-	-	-	-	-	-	-	-
Data Centres		-	-	-	-	-	-	-	-	-
Core Layers		-	-	-	-	-	-	-	-	-
Distribution Layers		-	-	-	-	-	-	-	-	-
Capital Spares		-	-	-	-	-	-	-	-	-

WC053 Beaufort West - Supporting Table SC13a Monthly Budget Statement - capital expenditure on new assets by asset class - M07 January										
Description	Ref	2023/24				Budget Year 2024/25				
		Audited Outcome	Original Budget	Adjusted Budget	Monthly actual	YearTD actual	YearTD budget	YTD variance	YTD variance %	Full Year Forecast
<b>R thousands</b>	1									
<b>Capital expenditure on new assets by Asset Class/Sub-class</b>										
<b>Community Assets</b>										
Community Facilities										
Halls										
Centres										
Crèches										
Clinics/Care Centres										
Fire/Ambulance Stations										
Testing Stations										
Museums										
Galleries										
Theatres										
Libraries										
Cemeteries/Crematoria										
Police										
Parks										
Public Open Space										
Nature Reserves										
Public Ablution Facilities										
Markets										
Stalls										
Abattoirs										
Airports										
Taxi Ranks/Bus Terminals										
Capital Spares										
Sport and Recreation Facilities										
Indoor Facilities										
Outdoor Facilities										
Capital Spares										
<b>Heritage assets</b>										
Monuments										
Historic Buildings										
Works of Art										
Conservation Areas										
Other Heritage										
<b>Investment properties</b>										
Revenue Generating										
Improved Property										
Unimproved Property										
Non-revenue Generating										
Improved Property										
Unimproved Property										
<b>Other assets</b>										
Operational Buildings										
Municipal Offices										
Pay/Enquiry Points										
Building Plan Offices										
Workshops										
Yards										
Stores										
Laboratories										
Training Centres										
Manufacturing Plant										
Depots										
Capital Spares										
Housing										
Staff Housing										
Social Housing										
Capital Spares										
<b>Biological or Cultivated Assets</b>										
Biological or Cultivated Assets										
<b>Intangible Assets</b>		498								
Servitudes										
Licences and Rights		498								
Water Rights										
Effluent Licenses										
Solid Waste Licenses										
Computer Software and Applications		498								
Lead Settlement Software Applications										
Unspecified										
<b>Computer Equipment</b>		268	500	500			292	292	100.0%	500
Computer Equipment		268	500	500			292	292	100.0%	500
<b>Furniture and Office Equipment</b>		13								
Furniture and Office Equipment		13								
<b>Machinery and Equipment</b>										
Machinery and Equipment										
<b>Transport Assets</b>		4,586	10,451	10,451		10,629	6,096	(4,533)	-74.4%	10,451
Transport Assets		4,586	10,451	10,451		10,629	6,096	(4,533)	-74.4%	10,451
<b>Land</b>										
Land										
<b>Zoo's, Marine and Non-biological Animals</b>										
Zoo's, Marine and Non-biological Animals										
<b>Living resources</b>										
Matute										
Polking and Protection										
Zoological plants and animals										
Immature										
Polking and Protection										
Zoological plants and animals										
<b>Total Capital Expenditure on new assets</b>	1	5,365	11,618	11,618		10,629	6,777	(3,852)	-56.8%	11,618

## 10.2.2 Supporting Table SC13b

WC053 Beaufort West - Supporting Table SC13b Monthly Budget Statement - capital expenditure on renewal of existing assets by asset class - M07 January										
Description	Ref	2023/24	Budget Year 2024/25							
		Audited Outcome	Original Budget	Adjusted Budget	Monthly actual	YearTD actual	YearTD budget	YTD variance	YTD variance %	Full Year Forecast
R thousands	1									
<b>Capital expenditure on renewal of existing assets by Asset Class/Sub-class</b>										
<b>Infrastructure</b>		6,662	-	-	-	-	-	-	-	-
Roads Infrastructure		5,606	-	-	-	-	-	-	-	-
Roads		5,606	-	-	-	-	-	-	-	-
Road Structures		-	-	-	-	-	-	-	-	-
Road Furniture		-	-	-	-	-	-	-	-	-
Capital Spares		-	-	-	-	-	-	-	-	-
Storm water Infrastructure		-	-	-	-	-	-	-	-	-
Drainage Collection		-	-	-	-	-	-	-	-	-
Storm water Conveyance		-	-	-	-	-	-	-	-	-
Attenuation		-	-	-	-	-	-	-	-	-
Electrical Infrastructure		-	-	-	-	-	-	-	-	-
Power Plants		-	-	-	-	-	-	-	-	-
HV Substations		-	-	-	-	-	-	-	-	-
HV Switching Station		-	-	-	-	-	-	-	-	-
HV Transmission Conductors		-	-	-	-	-	-	-	-	-
MV Substations		-	-	-	-	-	-	-	-	-
MV Switching Stations		-	-	-	-	-	-	-	-	-
MV Networks		-	-	-	-	-	-	-	-	-
LV Networks		-	-	-	-	-	-	-	-	-
Capital Spares		-	-	-	-	-	-	-	-	-
Water Supply Infrastructure		1,056	-	-	-	-	-	-	-	-
Dams and Weirs		-	-	-	-	-	-	-	-	-
Boreholes		1,056	-	-	-	-	-	-	-	-
Reservoirs		-	-	-	-	-	-	-	-	-
Pump Stations		-	-	-	-	-	-	-	-	-
Water Treatment Works		-	-	-	-	-	-	-	-	-
Bulk Mains		-	-	-	-	-	-	-	-	-
Distribution		-	-	-	-	-	-	-	-	-
Distribution Points		-	-	-	-	-	-	-	-	-
PRV Stations		-	-	-	-	-	-	-	-	-
Capital Spares		-	-	-	-	-	-	-	-	-
Sanitation Infrastructure		-	-	-	-	-	-	-	-	-
Pump Station		-	-	-	-	-	-	-	-	-
Reticulation		-	-	-	-	-	-	-	-	-
Waste Water Treatment Works		-	-	-	-	-	-	-	-	-
Outfall Sowers		-	-	-	-	-	-	-	-	-
Toilet Facilities		-	-	-	-	-	-	-	-	-
Capital Spares		-	-	-	-	-	-	-	-	-
Solid Waste Infrastructure		-	-	-	-	-	-	-	-	-
Landfill Sites		-	-	-	-	-	-	-	-	-
Waste Transfer Stations		-	-	-	-	-	-	-	-	-
Waste Processing Facilities		-	-	-	-	-	-	-	-	-
Waste Drop-off Points		-	-	-	-	-	-	-	-	-
Waste Separation Facilities		-	-	-	-	-	-	-	-	-
Electricity Generation Facilities		-	-	-	-	-	-	-	-	-
Capital Spares		-	-	-	-	-	-	-	-	-
Rail Infrastructure		-	-	-	-	-	-	-	-	-
Rail Lines		-	-	-	-	-	-	-	-	-
Rail Structures		-	-	-	-	-	-	-	-	-
Rail Furniture		-	-	-	-	-	-	-	-	-
Drainage Collection		-	-	-	-	-	-	-	-	-
Storm water Conveyance		-	-	-	-	-	-	-	-	-
Attenuation		-	-	-	-	-	-	-	-	-
MV Substations		-	-	-	-	-	-	-	-	-
LV Networks		-	-	-	-	-	-	-	-	-
Capital Spares		-	-	-	-	-	-	-	-	-
Coastal Infrastructure		-	-	-	-	-	-	-	-	-
Sand Pumps		-	-	-	-	-	-	-	-	-
Piers		-	-	-	-	-	-	-	-	-
Revetments		-	-	-	-	-	-	-	-	-
Promenades		-	-	-	-	-	-	-	-	-
Capital Spares		-	-	-	-	-	-	-	-	-
Information and Communication Infrastructure		-	-	-	-	-	-	-	-	-
Data Centres		-	-	-	-	-	-	-	-	-
Core Layers		-	-	-	-	-	-	-	-	-
Distribution Layers		-	-	-	-	-	-	-	-	-
Capital Spares		-	-	-	-	-	-	-	-	-

WC053 Beaufort West - Supporting Table SC13b Monthly Budget Statement - capital expenditure on renewal of existing assets by asset class - M07 January										
Description	Ref	Budget Year 2024/25								
		2023/24 Audited Outcome	Original Budget	Adjusted Budget	Monthly actual	YearTD actual	YearTD budget	YTD variance	YTD variance %	Full Year Forecast
<b>R thousands</b>	1									
<b>Capital expenditure on renewal of existing assets by Asset Class/Sub-class</b>										
<b>Community Assets</b>		824	-	-	-	-	-	-	-	-
Community Facilities		248	-	-	-	-	-	-	-	-
Halls		-	-	-	-	-	-	-	-	-
Centres		248	-	-	-	-	-	-	-	-
Crèches		-	-	-	-	-	-	-	-	-
Clinics/Care Centres		-	-	-	-	-	-	-	-	-
Fire/Ambulance Stations		-	-	-	-	-	-	-	-	-
Testing Stations		-	-	-	-	-	-	-	-	-
Museums		-	-	-	-	-	-	-	-	-
Galleries		-	-	-	-	-	-	-	-	-
Theatres		-	-	-	-	-	-	-	-	-
Libraries		-	-	-	-	-	-	-	-	-
Cemeteries/Crematoria		-	-	-	-	-	-	-	-	-
Police		-	-	-	-	-	-	-	-	-
Parks		-	-	-	-	-	-	-	-	-
Public Open Space		-	-	-	-	-	-	-	-	-
Nature Reserves		-	-	-	-	-	-	-	-	-
Public Ablution Facilities		-	-	-	-	-	-	-	-	-
Markets		-	-	-	-	-	-	-	-	-
Stalls		-	-	-	-	-	-	-	-	-
Abattoirs		-	-	-	-	-	-	-	-	-
Airports		-	-	-	-	-	-	-	-	-
Taxi Ranks/Bus Terminals		-	-	-	-	-	-	-	-	-
Capital Spares		-	-	-	-	-	-	-	-	-
Sport and Recreation Facilities		576	-	-	-	-	-	-	-	-
Indoor Facilities		-	-	-	-	-	-	-	-	-
Outdoor Facilities		576	-	-	-	-	-	-	-	-
Capital Spares		-	-	-	-	-	-	-	-	-
<b>Heritage assets</b>		-	-	-	-	-	-	-	-	-
Monuments		-	-	-	-	-	-	-	-	-
Historic Buildings		-	-	-	-	-	-	-	-	-
Works of Art		-	-	-	-	-	-	-	-	-
Conservation Areas		-	-	-	-	-	-	-	-	-
Other Heritage		-	-	-	-	-	-	-	-	-
<b>Investment properties</b>		-	-	-	-	-	-	-	-	-
Revenue Generating		-	-	-	-	-	-	-	-	-
Improved Property		-	-	-	-	-	-	-	-	-
Unimproved Property		-	-	-	-	-	-	-	-	-
Non-revenue Generating		-	-	-	-	-	-	-	-	-
Improved Property		-	-	-	-	-	-	-	-	-
Unimproved Property		-	-	-	-	-	-	-	-	-
<b>Other assets</b>		-	-	-	-	-	-	-	-	-
Operational Buildings		-	-	-	-	-	-	-	-	-
Municipal Offices		-	-	-	-	-	-	-	-	-
Pay/Enquiry Points		-	-	-	-	-	-	-	-	-
Building Plan Offices		-	-	-	-	-	-	-	-	-
Workshops		-	-	-	-	-	-	-	-	-
Yards		-	-	-	-	-	-	-	-	-
Stores		-	-	-	-	-	-	-	-	-
Laboratories		-	-	-	-	-	-	-	-	-
Training Centres		-	-	-	-	-	-	-	-	-
Manufacturing Plant		-	-	-	-	-	-	-	-	-
Depots		-	-	-	-	-	-	-	-	-
Capital Spares		-	-	-	-	-	-	-	-	-
Housing		-	-	-	-	-	-	-	-	-
Staff Housing		-	-	-	-	-	-	-	-	-
Social Housing		-	-	-	-	-	-	-	-	-
Capital Spares		-	-	-	-	-	-	-	-	-
<b>Biological or Cultivated Assets</b>		-	-	-	-	-	-	-	-	-
Biological or Cultivated Assets		-	-	-	-	-	-	-	-	-
<b>Intangible Assets</b>		-	-	-	-	-	-	-	-	-
Servitudes		-	-	-	-	-	-	-	-	-
Licences and Rights		-	-	-	-	-	-	-	-	-
Water Rights		-	-	-	-	-	-	-	-	-
Effluent Licenses		-	-	-	-	-	-	-	-	-
Solid Waste Licenses		-	-	-	-	-	-	-	-	-
Computer Software and Applications		-	-	-	-	-	-	-	-	-
Load Settlement Software Applications		-	-	-	-	-	-	-	-	-
Unspecified		-	-	-	-	-	-	-	-	-
<b>Computer Equipment</b>		-	-	-	-	-	-	-	-	-
Computer Equipment		-	-	-	-	-	-	-	-	-
<b>Furniture and Office Equipment</b>		-	-	-	-	-	-	-	-	-
Furniture and Office Equipment		-	-	-	-	-	-	-	-	-
<b>Machinery and Equipment</b>		-	-	-	-	-	-	-	-	-
Machinery and Equipment		-	-	-	-	-	-	-	-	-
<b>Transport Assets</b>		-	-	-	-	-	-	-	-	-
Transport Assets		-	-	-	-	-	-	-	-	-
<b>Land</b>		-	-	-	-	-	-	-	-	-
Land		-	-	-	-	-	-	-	-	-
<b>Zoo's, Marine and Non-biological Animals</b>		-	-	-	-	-	-	-	-	-
Zoo's, Marine and Non-biological Animals		-	-	-	-	-	-	-	-	-
<b>Living resources</b>		-	-	-	-	-	-	-	-	-
Mature		-	-	-	-	-	-	-	-	-
Polking and Protection		-	-	-	-	-	-	-	-	-
Zoological plants and animals		-	-	-	-	-	-	-	-	-
Immature		-	-	-	-	-	-	-	-	-
Polking and Protection		-	-	-	-	-	-	-	-	-
Zoological plants and animals		-	-	-	-	-	-	-	-	-
<b>Total Capital Expenditure on renewal of existing assets</b>	1	7,485	-	-	-	-	-	-	-	-

### 10.2.3 Supporting Table SC13e

WC053 Beaufort West - Supporting Table SC13e Monthly Budget Statement - capital expenditure on upgrading of existing assets by asset class - M07 January										
Description	Ref	2023/24	Budget Year 2024/25							
		Audited Outcome	Original Budget	Adjusted Budget	Monthly actual	YearTD actual	YearTD budget	YTD variance	YTD variance %	Full Year Forecast
<b>R thousands</b>	1									
<b>Capital expenditure on upgrading of existing assets by Asset Class/Sub-class</b>										
<b>Infrastructure</b>		450	7,987	7,987	-	2,858	4,659	1,802	38.7%	7,987
Roads Infrastructure		-	-	-	-	-	-	-	-	-
Roads		-	-	-	-	-	-	-	-	-
Road Structures		-	-	-	-	-	-	-	-	-
Road Furniture		-	-	-	-	-	-	-	-	-
Capital Spares		-	-	-	-	-	-	-	-	-
Storm water Infrastructure		-	-	-	-	-	-	-	-	-
Drainage Collection		-	-	-	-	-	-	-	-	-
Storm water Conveyance		-	-	-	-	-	-	-	-	-
Attenuation		-	-	-	-	-	-	-	-	-
Electrical Infrastructure		16	5,813	5,813	-	2,258	3,391	1,133	33.4%	5,813
Power Plants		-	-	-	-	-	-	-	-	-
HV Substations		-	5,813	5,813	-	2,258	3,391	1,133	33.4%	5,813
HV Switching Station		-	-	-	-	-	-	-	-	-
HV Transmission Conductors		-	-	-	-	-	-	-	-	-
MV Substations		-	-	-	-	-	-	-	-	-
MV Switching Stations		-	-	-	-	-	-	-	-	-
MV Networks		16	-	-	-	-	-	-	-	-
LV Networks		-	-	-	-	-	-	-	-	-
Capital Spares		-	-	-	-	-	-	-	-	-
Water Supply Infrastructure		-	2,174	2,174	-	599	1,268	669	52.7%	2,174
Dams and Weirs		-	-	-	-	-	-	-	-	-
Boreholes		-	1,217	1,217	-	599	710	111	15.6%	1,217
Reservoirs		-	-	-	-	-	-	-	-	-
Pump Stations		-	-	-	-	-	-	-	-	-
Water Treatment Works		-	-	-	-	-	-	-	-	-
Bulk Mains		-	-	-	-	-	-	-	-	-
Distribution		-	957	957	-	-	558	558	100.0%	957
Distribution Points		-	-	-	-	-	-	-	-	-
PRV Stations		-	-	-	-	-	-	-	-	-
Capital Spares		-	-	-	-	-	-	-	-	-
Sanitation Infrastructure		435	-	-	-	-	-	-	-	-
Pump Station		435	-	-	-	-	-	-	-	-
Reticulation		-	-	-	-	-	-	-	-	-
Waste Water Treatment Works		-	-	-	-	-	-	-	-	-
Outfall Sewers		-	-	-	-	-	-	-	-	-
Toilet Facilities		-	-	-	-	-	-	-	-	-
Capital Spares		-	-	-	-	-	-	-	-	-
Solid Waste Infrastructure		-	-	-	-	-	-	-	-	-
Landfill Sites		-	-	-	-	-	-	-	-	-
Waste Transfer Stations		-	-	-	-	-	-	-	-	-
Waste Processing Facilities		-	-	-	-	-	-	-	-	-
Waste Drop-off Points		-	-	-	-	-	-	-	-	-
Waste Separation Facilities		-	-	-	-	-	-	-	-	-
Electricity Generation Facilities		-	-	-	-	-	-	-	-	-
Capital Spares		-	-	-	-	-	-	-	-	-
Rail Infrastructure		-	-	-	-	-	-	-	-	-
Rail Lines		-	-	-	-	-	-	-	-	-
Rail Structures		-	-	-	-	-	-	-	-	-
Rail Furniture		-	-	-	-	-	-	-	-	-
Drainage Collection		-	-	-	-	-	-	-	-	-
Storm water Conveyance		-	-	-	-	-	-	-	-	-
Attenuation		-	-	-	-	-	-	-	-	-
MV Substations		-	-	-	-	-	-	-	-	-
LV Networks		-	-	-	-	-	-	-	-	-
Capital Spares		-	-	-	-	-	-	-	-	-
Coastal Infrastructure		-	-	-	-	-	-	-	-	-
Sand Pumps		-	-	-	-	-	-	-	-	-
Piers		-	-	-	-	-	-	-	-	-
Revetments		-	-	-	-	-	-	-	-	-
Promenades		-	-	-	-	-	-	-	-	-
Capital Spares		-	-	-	-	-	-	-	-	-
Information and Communication Infrastructure		-	-	-	-	-	-	-	-	-
Data Centres		-	-	-	-	-	-	-	-	-
Core Layers		-	-	-	-	-	-	-	-	-
Distribution Layers		-	-	-	-	-	-	-	-	-
Capital Spares		-	-	-	-	-	-	-	-	-



**WC053 Beaufort West - Supporting Table SC13e Monthly Budget Statement - capital expenditure on upgrading of existing assets by asset class - M07 January**

Description	Ref	Budget Year 2024/25								
		2023/24 Audited Outcome	Original Budget	Adjusted Budget	Monthly actual	YearTD actual	YearTD budget	YTD variance	YTD variance %	Full Year Forecast
<b>R thousands</b>	1									
<b>Capital expenditure on upgrading of existing assets by Asset Class/Sub-class</b>										
<b>Community Assets</b>		1,862	5,971	5,971	-	4,572	3,483	(1,089)	-31.3%	5,971
Community Facilities		-	1,304	1,304	-	-	761	761	100.0%	1,304
Halls		-	-	-	-	-	-	-	-	-
Centres		-	-	-	-	-	-	-	-	-
Crèches		-	-	-	-	-	-	-	-	-
Clinics/Care Centres		-	-	-	-	-	-	-	-	-
Fire/Ambulance Stations		-	-	-	-	-	-	-	-	-
Testing Stations		-	-	-	-	-	-	-	-	-
Museums		-	-	-	-	-	-	-	-	-
Galleries		-	-	-	-	-	-	-	-	-
Theatres		-	-	-	-	-	-	-	-	-
Libraries		-	1,304	1,304	-	-	761	761	100.0%	1,304
Cemeteries/Crematoria		-	-	-	-	-	-	-	-	-
Police		-	-	-	-	-	-	-	-	-
Parks		-	-	-	-	-	-	-	-	-
Public Open Space		-	-	-	-	-	-	-	-	-
Nature Reserves		-	-	-	-	-	-	-	-	-
Public Ablution Facilities		-	-	-	-	-	-	-	-	-
Markets		-	-	-	-	-	-	-	-	-
Stalls		-	-	-	-	-	-	-	-	-
Abattoirs		-	-	-	-	-	-	-	-	-
Airports		-	-	-	-	-	-	-	-	-
Taxi Ranks/Bus Terminals		-	-	-	-	-	-	-	-	-
Capital Spares		-	-	-	-	-	-	-	-	-
Sport and Recreation Facilities		1,862	4,666	4,666	-	4,572	2,722	(1,850)	-68.0%	4,666
Indoor Facilities		-	-	-	-	-	-	-	-	-
Outdoor Facilities		1,862	4,666	4,666	-	4,572	2,722	(1,850)	-68.0%	4,666
Capital Spares		-	-	-	-	-	-	-	-	-
<b>Heritage assets</b>		-	-	-	-	-	-	-	-	-
Monuments		-	-	-	-	-	-	-	-	-
Historic Buildings		-	-	-	-	-	-	-	-	-
Works of Art		-	-	-	-	-	-	-	-	-
Conservation Areas		-	-	-	-	-	-	-	-	-
Other Heritage		-	-	-	-	-	-	-	-	-
<b>Investment properties</b>		-	-	-	-	-	-	-	-	-
Revenue Generating		-	-	-	-	-	-	-	-	-
Improved Property		-	-	-	-	-	-	-	-	-
Unimproved Property		-	-	-	-	-	-	-	-	-
Non-revenue Generating		-	-	-	-	-	-	-	-	-
Improved Property		-	-	-	-	-	-	-	-	-
Unimproved Property		-	-	-	-	-	-	-	-	-
<b>Other assets</b>		-	-	-	-	-	-	-	-	-
Operational Buildings		-	-	-	-	-	-	-	-	-
Municipal Offices		-	-	-	-	-	-	-	-	-
Pay/Enquiry Points		-	-	-	-	-	-	-	-	-
Building Plan Offices		-	-	-	-	-	-	-	-	-
Workshops		-	-	-	-	-	-	-	-	-
Yards		-	-	-	-	-	-	-	-	-
Stores		-	-	-	-	-	-	-	-	-
Laboratories		-	-	-	-	-	-	-	-	-
Training Centres		-	-	-	-	-	-	-	-	-
Manufacturing Plant		-	-	-	-	-	-	-	-	-
Depots		-	-	-	-	-	-	-	-	-
Capital Spares		-	-	-	-	-	-	-	-	-
Housing		-	-	-	-	-	-	-	-	-
Staff Housing		-	-	-	-	-	-	-	-	-
Social Housing		-	-	-	-	-	-	-	-	-
Capital Spares		-	-	-	-	-	-	-	-	-
<b>Biological or Cultivated Assets</b>		-	-	-	-	-	-	-	-	-
Biological or Cultivated Assets		-	-	-	-	-	-	-	-	-
<b>Intangible Assets</b>		-	-	-	-	-	-	-	-	-
Servitudes		-	-	-	-	-	-	-	-	-
Licences and Rights		-	-	-	-	-	-	-	-	-
Water Rights		-	-	-	-	-	-	-	-	-
Effluent Licenses		-	-	-	-	-	-	-	-	-
Solid Waste Licenses		-	-	-	-	-	-	-	-	-
Computer Software and Applications		-	-	-	-	-	-	-	-	-
Land Settlement Software Applications		-	-	-	-	-	-	-	-	-
Unspecified		-	-	-	-	-	-	-	-	-
<b>Computer Equipment</b>		-	-	-	-	-	-	-	-	-
Computer Equipment		-	-	-	-	-	-	-	-	-
<b>Furniture and Office Equipment</b>		-	-	-	-	-	-	-	-	-
Furniture and Office Equipment		-	-	-	-	-	-	-	-	-
<b>Machinery and Equipment</b>		144	-	-	-	-	-	-	-	-
Machinery and Equipment		144	-	-	-	-	-	-	-	-
<b>Transport Assets</b>		-	-	-	-	-	-	-	-	-
Transport Assets		-	-	-	-	-	-	-	-	-
<b>Land</b>		-	-	-	-	-	-	-	-	-
Land		-	-	-	-	-	-	-	-	-
<b>Zoo's, Marine and Non-biological Animals</b>		-	-	-	-	-	-	-	-	-
Zoo's, Marine and Non-biological Animals		-	-	-	-	-	-	-	-	-
<b>Living resources</b>		-	-	-	-	-	-	-	-	-
Matute		-	-	-	-	-	-	-	-	-
Polking and Protection		-	-	-	-	-	-	-	-	-
Zoological plants and animals		-	-	-	-	-	-	-	-	-
Immature		-	-	-	-	-	-	-	-	-
Polking and Protection		-	-	-	-	-	-	-	-	-
Zoological plants and animals		-	-	-	-	-	-	-	-	-
<b>Total Capital Expenditure on upgrading of existing assets</b>	1	2,457	13,958	13,958	-	7,429	8,142	712	8.8%	13,958

## **11. Material variances to the SDBIP**

### **11.1 Over view**

SDBIP reports are compiled on a quarterly basis at this time.

## **12. Annexure A: Compliance with the conditions for Municipal Debt Relief**

12.1. MFMA Circular 124 – Municipal Compliance Self-Assessment;

12.2. Municipal Debt Relief Performance across the period of debt relief participation;

12.3. Provincial Treasury Debt Relief Compliance Assessment;

12.4. MFMA Circular 124 – Condition 6.6 (Electricity and Water as Collection Tools) and Condition 6.7 (Maintain a minimum average collection of property rates and service charges);

12.5. MFMA Circular 124 – Condition 6.8 (Completeness of the revenue base);

12.6. MFMA Circular 124 – Condition 6.3 and Condition 6.12; and

12.7. The remedial actions necessary and / or undertaken to improve the municipality's monthly compliance in terms of the Debt relief Conditions.

**13. Municipal Manager's quality certification**

I, DE WELGEMOED <derick@beaufortwestmun.co.za>, the Municipal Manager of Beaufort West Municipality, hereby certify that:-

- The monthly budget statement
- Quality report on the implementation of the budget and financial state affairs of the Municipality
- Mid-year budget and performance assessment

For the month of **January 2025** has been prepared in accordance with the Municipal Finance Management Act and Regulations made under the Act.

Information has been reviewed by the Acting CFO R.A Eland

Print name: DE WELGEMOED

Municipal Manager of Beaufort West Municipality: WC053

Signature: .....

Date: 14/02/2025 .....

**Annexure A**

**Section 12**

**Compliance with the conditions for Municipal Debt Relief**

**January 2025**

**12.1 MFMA Circular 124 – Municipality Compliance Self-Assessment –  
January 2025**



**National Treasury**  
**Municipal Debt Relief**  
**MFMA Circular No. 124**  
**Municipal Finance Management Act No. 56 of 2003**

<b>Province</b>	
WC	
<b>Code</b>	<b>District</b>
WC053	Central Karoo
<b>Code Description</b>	
Beaufort West	

Municipal Details		Part A												Part B				Part C				Part D				Part E				Part F																						
		Eskom And Bulk water current account				Compliance with a funded MTRF				FRP/BFP & Tariff Assessment				Electricity and water as collection tools				Quarterly collection of property rates and services charges				Maximization of Revenue Base				Oversight				Compliance Status																						
Month	Code Descr	Code	C1	C2	C3	C4	C5	C6	C7	C8	C9	C10	C11	C12	C13	C14	C15	C16	C17	C18	C19	C20	C21	C22	C23	C24	C25	C26	C27	C28	C29	C30	C31	C32	C33	C34	C35	C36	C37	C38	C39	C40	C41	C42	Score							
1.July	Beaufort West	WC053	Yes	Yes	No	Yes	Yes	No	No	Yes	Yes	Yes	Yes	Yes	Yes	Yes	Yes	Yes	No	No	Yes	Yes	Yes	Yes	Yes	Yes	Yes	Yes	Yes	Yes	Yes	Yes	Yes	Yes	Yes	Yes	Yes	Yes	Yes	Yes	Yes	Yes	Yes	Yes	Yes	93%						
2.August	Beaufort West	WC053	Yes	Yes	Yes	Yes	Yes	No	No	Yes	Yes	Yes	Yes	Yes	Yes	Yes	Yes	Yes	No	No	Yes	Yes	Yes	Yes	Yes	Yes	Yes	Yes	Yes	Yes	Yes	Yes	Yes	Yes	Yes	Yes	Yes	Yes	Yes	Yes	Yes	Yes	Yes	Yes	Yes	Yes	Yes	95%				
3.September	Beaufort West	WC053	Yes	Yes	No	Yes	Yes	Yes	No	Yes	Yes	Yes	Yes	Yes	Yes	Yes	Yes	Yes	No	No	Yes	Yes	Yes	Yes	Yes	Yes	Yes	Yes	Yes	Yes	Yes	Yes	Yes	Yes	Yes	Yes	Yes	Yes	Yes	Yes	Yes	Yes	Yes	Yes	Yes	Yes	Yes	Yes	95%			
4.October	Beaufort West	WC053	Yes	Yes	No	Yes	Yes	Yes	No	Yes	Yes	Yes	Yes	Yes	Yes	Yes	Yes	Yes	No	No	Yes	Yes	Yes	Yes	Yes	Yes	Yes	Yes	Yes	Yes	Yes	Yes	Yes	Yes	Yes	Yes	Yes	Yes	Yes	Yes	Yes	Yes	Yes	Yes	Yes	Yes	Yes	Yes	Yes	95%		
5.November	Beaufort West	WC053	Yes	Yes	No	Yes	Yes	Yes	No	Yes	Yes	Yes	Yes	Yes	Yes	Yes	Yes	Yes	No	No	Yes	Yes	Yes	Yes	Yes	Yes	Yes	Yes	Yes	Yes	Yes	Yes	Yes	Yes	Yes	Yes	Yes	Yes	Yes	Yes	Yes	Yes	Yes	Yes	Yes	Yes	Yes	Yes	Yes	95%		
6.December	Beaufort West	WC053	Yes	Yes	Yes	Yes	Yes	Yes	No	Yes	Yes	Yes	Yes	Yes	Yes	Yes	Yes	Yes	No	No	Yes	Yes	Yes	Yes	Yes	Yes	Yes	Yes	Yes	Yes	Yes	Yes	Yes	Yes	Yes	Yes	Yes	Yes	Yes	Yes	Yes	Yes	Yes	Yes	Yes	Yes	Yes	Yes	Yes	95%		
7.January	Beaufort West	WC053	Yes	Yes	Yes	Yes	Yes	Yes	No	Yes	Yes	Yes	Yes	Yes	Yes	Yes	Yes	Yes	No	No	Yes	Yes	Yes	Yes	Yes	Yes	Yes	Yes	Yes	Yes	Yes	Yes	Yes	Yes	Yes	Yes	Yes	Yes	Yes	Yes	Yes	Yes	Yes	Yes	Yes	Yes	Yes	Yes	Yes	95%		
8.February	Beaufort West	WC053	Yes	Yes	Yes	Yes	Yes	Yes	No	Yes	Yes	Yes	Yes	Yes	Yes	Yes	Yes	Yes	No	No	Yes	Yes	Yes	Yes	Yes	Yes	Yes	Yes	Yes	Yes	Yes	Yes	Yes	Yes	Yes	Yes	Yes	Yes	Yes	Yes	Yes	Yes	Yes	Yes	Yes	Yes	Yes	Yes	Yes	95%		
9.March	Beaufort West	WC053																																																	0%	
10.April	Beaufort West	WC053																																																	0%	
11.May	Beaufort West	WC053																																																	0%	
12.June	Beaufort West	WC053																																																		0%



**Annexure A2 - Monthly**

National Treasury  
**Municipal Debt Relief**  
 MFMA Circular No. 124  
 Municipal Finance Management Act No. 56 of 2003

**Municipality Self-Assessment**

**Certificate of Compliance: Municipal Debt Relief Conditions for Application**

Period:

National Financial Year:

Demarcation Code of Municipality being assessed:

District:

Demarcation Description:

I, Carol Coetzee, hereby certify that the provincial treasury monitored the compliance against the conditions of Municipal Debt Relief as set-out in MFMA Circular No. 124 and that the Provincial Treasury is satisfied and certifies that the said municipality fully complies with the conditions as set-out in the table below.

**Municipal Debt Relief Conditions (Monthly reporting)**

Condition	Assessment	Choose from drop down list
6.3 +	Maintaining the Eskom and bulk water current account –	
6.1.2	<small>(closed account for the purpose of this exercise opens the account for a single month)</small>	
6.1.2.2	- Has the municipality paid its bulk water current account within 30 days of receiving the relevant invoice (this applies to all municipalities, including metros)? <i>Note - refer condition 6.1.2.2</i>	Yes
6.1.2.2	- Has the municipality submitted the supporting evidence of the bulk water current account payment to the National Treasury, the Water Board and/ or Water Trading Entity within 1 day of making any such payment (in PDF format) via the GoMuni Upload Portal <a href="https://goportal.treasury.gov.za/">https://goportal.treasury.gov.za/</a> ?	Yes
6.1.2.2	- Does the amount of the bulk water current account payment as per the proof of payment reconcile to the amount recorded on the financial system as per the mSCOA, data string and the section 41(2) MFMA statement of the Water Board and/ or Water Trading Entity?	Yes
6.3.1	- Has the municipality paid its Eskom bulk current account within 30 days of receiving the relevant invoice (this applies to all municipalities, including metros)? <i>Note - current account in terms of municipal debt relief approval means the total Eskom charges for the billing period plus VAT plus any component that may be due in terms of a payment arrangement of "New areas" (March 2023 and/or subsequent current account(s) up to the date of NT approval of the application.</i>	Yes
6.3.2	- Has the municipality submitted the supporting evidence of the bulk Eskom current account payment to the National Treasury and Eskom within 1 day of making any such payment (in PDF format) via the GoMuni Upload Portal <a href="https://goportal.treasury.gov.za/">https://goportal.treasury.gov.za/</a> ?	Yes
6.3.3	- Does the amount as per the proof of payment reconcile to the amount recorded on the financial system as per the mSCOA data string and the section 41(2) MFMA statement of Eskom?	Yes
6.3.4	- Does the amount as per the proof of payment reconcile to the amount recorded on the financial system as per the mSCOA data string and the section 41(2) MFMA statement of Eskom?	Yes
6.4	Compliance with a funded MTREF – <small>(choose from drop down list the MTREF assessed)</small>	2024/25 Adopted MTREF
6.4.1	- Is the municipality's MTREF funded and aligning to the National Treasury's Budget Funding Guidelines - <a href="https://info.nat.treasury.gov.za/Guidelines/Pages/Funding.asp?">https://info.nat.treasury.gov.za/Guidelines/Pages/Funding.asp?</a>	No
6.4.1	- Has the municipality budgeted for any operating surplus on the A1 Schedule (Table A4 – Budgeted Financial Performance) of the Municipal Budget- and Reporting Regulations?	Yes

Payments were uploaded on GoMuni.

Payments were uploaded on GoMuni.

The municipality's budget is not funded in terms of Section 18 of the MFMA and has to use FRP assumptions. It should be noted that the only valid budget is a Council-approved budget, and the legitimate ORGB of Beaufort West Municipality is funded based on PT and NT (MFRS) endorsed assumptions believed to be credible and achievable.

Notes/Comments

6.4.1	<p>- Has the municipality made adequate provision for debt impairment (considering the actual collection of revenue and property rates during the 12 months immediately preceding the tabling of the budget) on the A1 Schedule (Table A4) - Budgeted Financial Performance of the Municipal Budget and Reporting Regulations?</p> <p><i>Note - For example, if the municipality during the preceding 12 months only managed to collect 80 per cent of its revenue (due to property owners), the provision for debt impairment during the tabling of the budget should be at least 20% of the amount of the A1 Schedule (Table A4) revenue provision (plus provision for debt impairment). If the municipality managed to collect 90 per cent of the amount of the A1 Schedule (Table A4) revenue provision, the provision for debt impairment should be at least 10% of the amount of the A1 Schedule (Table A4) revenue provision (plus provision for debt impairment). The provision for debt impairment must be at least 10% of the amount of the A1 Schedule (Table A4) revenue provision (plus provision for debt impairment).</i></p>	Yes
6.4.1	<p>- Has the municipality made adequate provision for depreciation and asset impairment (considering its asset register and physical state of assets) on the A1 Schedule (Table A4) - Budgeted Financial Performance of the Municipal Budget and Reporting Regulations?</p> <p><i>Note - If the municipality currently used the depreciation and asset impairment to balance the budget and there is no realignment between the provision for such with the state of its assets register, the provision for debt impairment should be at least 10% of the amount of the A1 Schedule (Table A4) revenue provision (plus provision for debt impairment).</i></p>	Yes
6.4.2	<p>- If the municipality's MTREF is not funded, has it tabled and adopted a credible Budget Funding Plan as part of the MTREF budget (refer item 9.3 of MFMA Budget Circular no. 122 of 09 December 2022)?</p> <p><i>Note - The municipality has an FRP in its reporting budget funding plan (not necessary). However, the FRP must always reflect the existing (or anticipated) and projected cash flows (not just the FRP strategy). It must also include the following information: (i) the FRP strategy; (ii) the FRP strategy and related seasonal trends (for example higher winter Eskom tariffs, lower January collection rates, etc.); (iii) Does the municipality's annual and monthly cashflow projections included on the A1 Schedule (Table A7) - Budgeted Cash Flows and Supporting Table SA 30 - Budgeted Monthly Cash Flows) of the Municipal Budget and Reporting Regulations align with and gives effect to the municipality's Budget Funding Plan strategy (or the FRP strategy) and related seasonal trends (for example higher winter Eskom tariffs, lower January collection rates, etc.); (iv) Cost reflective tariffs - (excluding metros) has the municipality included its completed tariff tool (refer MFMA Budget Circular no. 98 and item 5.2 of MFMA Budget Circular no. 122) as part of the municipality's annual tabled and adopted MTREF submissions with effect the tabling of the 2023/24 MTREF?</i></p>	There is an FRP
6.4.2	<p>- Does the municipality's annual and monthly cashflow projections included on the A1 Schedule (Table A7) - Budgeted Cash Flows and Supporting Table SA 30 - Budgeted Monthly Cash Flows) of the Municipal Budget and Reporting Regulations align with and gives effect to the municipality's Budget Funding Plan strategy (or the FRP strategy) and related seasonal trends (for example higher winter Eskom tariffs, lower January collection rates, etc.)?</p>	Yes
6.5	<p>Cost reflective tariffs - (excluding metros) has the municipality included its completed tariff tool (refer MFMA Budget Circular no. 98 and item 5.2 of MFMA Budget Circular no. 122) as part of the municipality's annual tabled and adopted MTREF submissions with effect the tabling of the 2023/24 MTREF?</p>	Yes
6.6	<p>Electricity and water as collection tools - has the municipality, with effect from the tabling of the 2023/24 MTREF, demonstrated, through its by-laws and budget related policies that:</p>	
6.6.1	<p>- the municipality issues a consolidated monthly bill to all consumers/property owners in terms of which all partial payments received are allocated in the following order of priority: firstly, to property rates, thereafter to water, wastewater, refuse removal and lastly to electricity?</p>	Yes
6.6.2	<p>- the municipality disconnects electricity services and/or block the purchasing of pre-paid electricity of any defaulting consumer/property owner unless the defaulter already registered as an indigent consumer with the municipality?</p>	Yes
6.6.3	<p>- the municipality is restricting and/or interrupting the supply of water of any defaulting consumer/property owner unless the defaulter already registered as an indigent consumer with the municipality? <i>Note: in terms of this condition the municipality must undertake such restriction/ interruption of water together with the municipal agreement(s) to ensure a minimum supply of waste water.</i></p>	No
6.6.4	<p>- if the defaulting consumer/property owner is registered as an indigent consumer with the municipality, is the monthly supply of electricity and water to that consumer/property owner physically restricted to the monthly national basic free electricity and water limits of 50 Kilowatt electricity and 6 Kilolitres water, respectively?</p> <p><i>Note - the municipality's monthly MFMA 5.1 statement must include as part of the narrative the indigent information in the required format.</i></p>	Yes
6.6	<p><i>Supporting evidence - The National Treasury and/or provincial treasury's related budget assessment confirms the municipality's relevant MTREF's related budget policies and by-laws demonstrate compliance with paragraph 6.6.</i></p>	
6.7	<p>Maintain a minimum average quarterly collection of property rates and services charges -</p>	
6.7.1	<p>- Has the municipality achieved a minimum of 80 per cent average quarterly collection of property rates and service charges with effect from 01 April 2023 and 85 per cent average quarterly collection with effect from 01 April 2024 during any quarter - demonstrated in the MFMA 5.7.1 monthly and quarterly statement(s) and mSCOA data strings uploaded via the GoMuni Upload Portal?</p>	Not yet end of quarter

The collection rate for December in January for the whole demarcation was 85% and the collection rate excluding Eskom supplied areas amounted to 90%.



6.7.1	<p>Note: - regarding the term and condition for the National Treasury (NTR) - 21 is a 15 per cent threshold means, within the year, the municipality is unable to achieve the minimum average quarterly collection as per paragraph 6.7.1, has the municipality demonstrated to the satisfaction of National Treasury the following:</p> <ul style="list-style-type: none"> <li>the underperformance directly relates to Eskom supplied areas where the municipality does not have electricity as a collection tool and that the average quarterly collection of the municipality (excluding Eskom supplied areas) equals the required quarterly average collection set-out in paragraph 6.7.1;</li> <li>the municipality for technical engineering reasons is unable to physically restrict and/or limit the supply of water in the Eskom supplied area(s)?</li> <li>the municipality before 01 February 2024 attempted to enter into a service delivery agreement with Eskom for purposes of municipal revenue collection in the Eskom supplied area(s) as envisaged in sections 76 to 78 of the Municipal Systems Act, 2000 and that such failed and the reason(s) for the failure?</li> <li>The municipality has progressively installed smart pre-paid meters in the municipality supplied areas to improve its collection and only then, on an individual case-by-case basis, considered writing off the debt of its customers, within its normal credit control process?</li> <li>Has the municipality adopted a policy to install any new electricity connection in the demarcated area with effect the 2023/24 MTRF with a smart pre-paid meter?</li> <li>Has the municipality's 2023/24, 2024/25 and 2025/26 tabled and adopted capital budgets and MFMA section 71 statements reflected the approach set-out in 6.7.3 and 6.7.4?</li> </ul>	<p>not yet the end of a quarter</p> <p>not yet the end of a quarter</p> <p>not yet the end of a quarter</p> <p>No</p> <p>Yes</p> <p>Yes</p>
6.7.2		
6.7.2.3		
6.7.3		
6.7.4		
6.7.5		
6.8		
6.8.1	<p>Municipality's completeness of the revenue base -</p> <ul style="list-style-type: none"> <li>Has the municipality demonstrated through the National Treasury property rates reconciliation tool that the municipality's billing system perfectly aligns to its Council approved General Valuation Roll (GVR) and/ or any subsequent supplementary GVR compiled by the registered municipal valuer?</li> <li>If the response in 6.8.1 is "No", has the municipality demonstrated the steps taken to correct the variances identified?</li> </ul> <p>Note - monthly progress against the action plan to address variances to be included as part of the municipality's monthly compliance reporting in the MFMA 5.7.4 statement.</p>	<p>Yes</p> <p>Yes</p>
6.8.2	<ul style="list-style-type: none"> <li>For the latest ending Quarter - Has the municipality submitted its completed billing system, GVR and/or interim GVR reconciliations required in terms of paragraph 6.8.1 to the National Treasury quarterly (refer MFMA Circulars no. 93, 98, 107 and 108) to the upload portal on <a href="https://budgetportal.treasury.gov.za/">https://budgetportal.treasury.gov.za/</a>?</li> </ul> <p>Monitor and report on implementation -</p>	<p>Yes</p> <p>Yes</p>
6.9		
6.9.1	<p>MFMA section 71 reporting - has the municipal council and senior management team instituted processes to monitor and enforce accountability for the implementation of the municipality's funded budget and Budget Funding Plan where relevant?</p>	<p>Yes</p>
6.9.2	<p>If progress is slow in terms of paragraph 6.9.1, is the active intervention evident from the narratives supporting the municipality's monthly MFMA section 71 reporting and recorded on the financial system as per the MSCOA data string?</p> <p>Note - condition 6.9.2 has a typing error and must refer to 6.9.1.</p>	<p>Yes</p>
6.9.3	<p>Municipalities with financial recovery plans (FRP) - If the municipality has a FRP as envisaged in the prevailing local government legislative framework, is the municipality reporting monthly its progress in implementing its FRP to the Provincial Executive?</p>	<p>Yes</p>
6.9.4	<p>If the municipality has an FRP, with effect from 01 April 2023, parallel to submitting its monthly FRP progress report to the Provincial Executive, has the municipality also submitted the FRP progress report to the National Treasury: Municipal Financial Recovery Service (MFRS) timely via the GoMuni Upload Portal <a href="https://uploadportal.treasury.gov.za/">https://uploadportal.treasury.gov.za/</a>?</p>	<p>Yes</p>
6.10	<p>Provincial Treasury Note - Provincial Treasury verification of municipal compliance - in terms of sections 3 and 74 of the MFMA, with effect from 11 April 2023, a delegated municipality may not benefit from Municipal Debt Relief (MDR).</p>	
6.10.1	<ul style="list-style-type: none"> <li>has the relevant Provincial Treasury (delegated) / National Treasury (non-delegated) monthly monitored the municipality's compliance in terms of these conditions?</li> </ul>	<p>Yes</p>

6.10.2	<p>- has the Head of the relevant Provincial Treasury (delegated) monthly certified the municipality's compliance to these conditions, to the National Treasury's satisfaction as envisaged in the conditions for provincial treasuries (refer paragraph 4.1.1 to 4.1.5 of MFMA Circular no. 124) and timely uploaded the compliance certificate via the GoMunt Upload Portal <a href="https://uploadportal.treasury.gov.za/">https://uploadportal.treasury.gov.za/</a>?</p> <p><i>Note - In the case of a non-delegated municipality the National Treasury to issue the compliance certificate.</i></p>	Yes
6.10.3	<p>- has the Provincial Treasury failed to rectify any provincial treasury non-compliance with any of the conditions for provincial treasuries (refer paragraph 4.1.1 to 4.1.6 of MFMA Circular no. 124) within one month of the non-compliance occurring?</p> <p><i>Note - If the PT failed to address the failure to non-compliance, will be considered as non-compliance by the municipality in terms of paragraph 4.1.1.</i></p>	No
6.11	<p>Limitation on municipality borrowing powers - has the municipality borrowed since its initial or any subsequent benefit in terms of this municipal debt support programme?</p> <p><i>Note - There is a prohibition on municipal borrowing for those municipalities assigned from the date of the municipality's audit or any subsequent benefit in terms of this program and debt support programme. All conditions from MFMA Circular no. 124 conditions (6.1 Limitations on municipality borrowing powers) will only be applied in relation to new long term loans entered into after the effective date of debt relief approved by the National Treasury. Short term borrowing, including bank overdrafts, is not subject to the long term borrowing conditions under the scope of this condition.</i></p>	No
6.12	<p>For the duration of the Municipal Debt Relief (to ensure proper management of resources):</p>	
6.12.1	<p>- has the municipality apportioned and ring-fenced in a sub-account to its primary bank account - (a) all electricity, water and sanitation revenue the municipality collects in any month; and (b) the component of the Local Government Equitable Share (LGES) the municipality earmarked to provide free basic electricity, water and sanitation?</p>	Yes
6.12.2	<p>- has the municipality during the month first applied the revenue in the sub-account (required per paragraph 6.12.1) to pay its current Eskom account and then secondly its bulk water current account before it applied the revenue in the sub-account for any other purpose?</p> <p><i>Note - For a refund on the monthly requirements, will it report to make in the Month of Finance when the municipality's request is available the municipality from the M&amp;A Dept.</i></p>	Yes
6.13	<p>Supporting evidence : Has the municipality submitted a copy of the monthly bank statement of its ring-fenced bank account to the National Treasury and provincial treasury aligning to its MFMA s.71 statement collected revenue.</p> <p>Accounting Treatment - has the municipality fully accounted for and correctly reported on the write-off of its Eskom arrears debt (debt existing as on 31 March 2023) as per any written instruction of the National Treasury: Office of the Accountant General issued for Municipal Debt Relief to date?</p> <p><i>Note - to include accounting for any related benefit (e.g. interest suspension, etc.) and alignment with MSCOA.</i></p>	Yes
6.14	<p>NERESA License - has the municipality during the month failed to comply with any condition of the Municipal Debt Relief?</p> <p><i>Note - For applying for Municipal Debt Relief on site visit in terms of 4.1 of MFMA Circular no. 124, the visit of the municipality during the duration of the Municipality Debt Relief programme shall be comply with the condition of the Relief, subject to the M&amp;A Dept. to enable the municipality's license in terms of Section 57 of the Public Finance Management Act, 2009 (PFMA) and with any conditions must be provided by the applicant prior to the application for debt relief. The conditions are included in Chapter 2 of the Municipality Debt Relief, 2009, including the necessary steps to be taken in alignment with the Municipal Systems Act, 2000 and Treasury Regulations 44, 2005. In terms of the necessary steps to be taken in alignment with the Municipal Systems Act, 2000 and Treasury Regulations 44, 2005, in terms of the conditions of the Municipality Debt Relief, the applicant must provide the relevant information and data to enable the M&amp;A Dept. to be able to monitor the municipality's compliance with the terms of the Municipality Debt Relief, etc.</i></p>	No

PT: HOD/ NT/ MM Name:

Mr D.E. Wegened

Signature of HOD/ NT/ MM:



Date:

13/02/2025

*Note - If the official is signing on behalf of the Municipal Treasurer, the written procurement of the HOD/ MM must be attached as an Annexure to the Certificate of Compliance.*

## 12.2 Municipal Debt Relief Performance across the period of debt relief participation

2023/24 Financial Year



National Treasury

### Municipal Debt Relief MFMA Circular No. 124

Municipal Finance Management Act No. 56 of 2003

Province		WC	
Code	District	Code Descript	
WC053	Central Karoo	Beaufort West	

### Monthly Performance Report

Municipal Details		Part A										Part B										Part C										Part D										Part E										Part F									
Month	Code Descr	C1	C2	C3	C4	C5	C6	C7	C8	C9	C10	C11	C12	C13	C14	C15	C16	C17	C18	C19	C20	C21	C22	C23	C24	C25	C26	C27	C28	C29	C30	C31	C32	C33	C34	C35	C36	C37	C38	C39	C40	C41	Score	Compliance Status																	
1.July	Beaufort West WC053	Yes	Yes	No	Yes	Yes	No	No	Yes	Yes	Yes	NA	Yes	Yes	Yes	Yes	Yes	No	Yes	Yes	NA	NA	NA	NA	NA	No	No	No	No	No	No	Yes	Yes	Yes	Yes	Yes	Yes	Yes	Yes	Yes	Yes	Yes	Yes	Yes	Yes	80%	Non-Compliance														
2.August	Beaufort West WC053	Yes	Yes	Yes	Yes	Yes	Yes	No	Yes	Yes	Yes	NA	Yes	Yes	Yes	Yes	Yes	No	Yes	Yes	NA	NA	NA	NA	NA	No	No	No	No	No	No	Yes	Yes	Yes	Yes	Yes	Yes	Yes	Yes	Yes	Yes	Yes	Yes	Yes	Yes	Yes	76%	Non-Compliance													
3.September	Beaufort West WC053	Yes	Yes	No	Yes	Yes	No	No	Yes	Yes	Yes	NA	Yes	Yes	Yes	Yes	Yes	No	Yes	Yes	NA	NA	NA	NA	NA	No	No	No	No	No	No	Yes	Yes	Yes	Yes	Yes	Yes	Yes	Yes	Yes	Yes	Yes	Yes	Yes	Yes	Yes	Yes	78%	Non-Compliance												
4.October	Beaufort West WC053	Yes	Yes	No	Yes	Yes	No	No	Yes	Yes	Yes	NA	Yes	Yes	Yes	Yes	Yes	No	Yes	Yes	NA	NA	NA	NA	NA	No	No	No	No	No	No	Yes	Yes	Yes	Yes	Yes	Yes	Yes	Yes	Yes	Yes	Yes	Yes	Yes	Yes	Yes	Yes	80%	Non-Compliance												
5.November	Beaufort West WC053	No	Yes	No	Yes	Yes	Yes	No	Yes	Yes	Yes	NA	Yes	Yes	Yes	Yes	Yes	No	Yes	Yes	NA	NA	NA	NA	NA	No	No	No	No	No	No	Yes	Yes	Yes	Yes	Yes	Yes	Yes	Yes	Yes	Yes	Yes	Yes	Yes	Yes	Yes	Yes	80%	Non-Compliance												
6.December	Beaufort West WC053	Yes	No	Yes	Yes	Yes	Yes	No	Yes	Yes	Yes	NA	Yes	Yes	Yes	Yes	Yes	No	Yes	Yes	NA	NA	NA	NA	NA	No	No	No	No	No	No	Yes	Yes	Yes	Yes	Yes	Yes	Yes	Yes	Yes	Yes	Yes	Yes	Yes	Yes	Yes	Yes	80%	Non-Compliance												
7.January	Beaufort West WC053	No	No	No	No	No	No	No	Yes	Yes	Yes	NA	Yes	Yes	Yes	Yes	Yes	No	Yes	Yes	NA	NA	NA	NA	NA	No	No	No	No	No	No	Yes	Yes	Yes	Yes	Yes	Yes	Yes	Yes	Yes	Yes	Yes	Yes	Yes	Yes	Yes	Yes	73%	Non-Compliance												
8.February	Beaufort West WC053	Yes	Yes	Yes	Yes	Yes	Yes	No	Yes	Yes	Yes	NA	Yes	Yes	Yes	Yes	Yes	No	Yes	Yes	NA	NA	NA	NA	NA	No	No	No	No	No	No	Yes	Yes	Yes	Yes	Yes	Yes	Yes	Yes	Yes	Yes	Yes	Yes	Yes	Yes	Yes	Yes	80%	Non-Compliance												
9.March	Beaufort West WC053	Yes	Yes	No	Yes	Yes	Yes	No	Yes	Yes	Yes	NA	Yes	Yes	Yes	Yes	Yes	No	Yes	Yes	NA	NA	NA	NA	NA	No	No	No	No	No	No	Yes	Yes	Yes	Yes	Yes	Yes	Yes	Yes	Yes	Yes	Yes	Yes	Yes	Yes	Yes	Yes	Yes	80%	Non-Compliance											
10.April	Beaufort West WC053	Yes	Yes	Yes	Yes	Yes	Yes	No	Yes	Yes	Yes	NA	Yes	Yes	Yes	Yes	Yes	No	Yes	Yes	NA	NA	NA	NA	NA	No	No	No	No	No	No	Yes	Yes	Yes	Yes	Yes	Yes	Yes	Yes	Yes	Yes	Yes	Yes	Yes	Yes	Yes	Yes	Yes	80%	Non-Compliance											
11.May	Beaufort West WC053	Yes	Yes	Yes	Yes	Yes	Yes	No	Yes	Yes	Yes	NA	Yes	Yes	Yes	Yes	Yes	No	Yes	Yes	NA	NA	NA	NA	NA	No	No	No	No	No	No	Yes	Yes	Yes	Yes	Yes	Yes	Yes	Yes	Yes	Yes	Yes	Yes	Yes	Yes	Yes	Yes	Yes	83%	Non-Compliance											
12.June	Beaufort West WC053	Yes	Yes	Yes	Yes	Yes	Yes	No	Yes	Yes	Yes	NA	Yes	Yes	Yes	Yes	Yes	No	Yes	Yes	NA	NA	NA	NA	NA	No	No	No	No	No	No	Yes	Yes	Yes	Yes	Yes	Yes	Yes	Yes	Yes	Yes	Yes	Yes	Yes	Yes	Yes	Yes	Yes	85%	Non-Compliance											





**12.3 The December 2024 Provincial Treasury Debt Relief Compliance Assessment**



Reference No.: PTR 16/1/3  
Enquiries: Steven Kenyon

Private Bag X9165  
CAPE TOWN  
8000

Ms O Gaarekwe  
Acting Deputy Director-General  
Intergovernmental Relations  
National Treasury  
40 Church Square  
PRETORIA  
0001

AND

Mr D Welgemoed  
Municipal Manager  
Beaufort West Municipality  
Private Bag X582  
BEAUFORT WEST  
6970

Per email: [Ogalaletseng.Gaarekwe@Treasury.gov.za](mailto:Ogalaletseng.Gaarekwe@Treasury.gov.za); [RevenueManagement@treasury.gov.za](mailto:RevenueManagement@treasury.gov.za);  
[Jan.Hattingh@treasury.gov.za](mailto:Jan.Hattingh@treasury.gov.za); [marli@mfip.gov.za](mailto:marli@mfip.gov.za); [paul@mfip.gov.za](mailto:paul@mfip.gov.za);  
[derickw@beaufortwestmun.co.za](mailto:derickw@beaufortwestmun.co.za); [valenciag@beaufortwestmun.co.za](mailto:valenciag@beaufortwestmun.co.za)

Dear Ms Gaarekwe and Municipal Manager

## **MFMA CIRCULAR NO. 124 - PROVINCIAL TREASURY CERTIFICATION OF MUNICIPAL COMPLIANCE OF WC053 BEAUFORT WEST MUNICIPALITY DURING DECEMBER 2024**

The National Treasury approved the debt relief application of Beaufort West Municipality with effect 1 July 2023. December 2024 constitutes the 6<sup>th</sup> month of the Municipality's second 12-month debt relief compliance cycle. The Western Cape Provincial Treasury monitored and assessed the Municipality's compliance with all the debt relief conditions during December 2024. This letter provides an overview of the Provincial Treasury's assessment of the Municipality's compliance with the programme's conditions.

### **1. Condition 6.1 - Municipality non-compliance**

In terms of the National Treasury (NT) approval, the Municipality must comply with conditions 6.1 - 6.14 of MFMA Circular No. 124 read together with the additional conditions specific to the Municipality set-out in its National Treasury debt relief approval letter. From the Provincial Treasury's assessment, the Municipality achieved 93 per cent average compliance with the MFMA Circular No. 124 conditions during December 2024. Refer to the performance sheet in the table below that shows the Municipality's

overall relief compliance performance across the debt relief cycle. Considering the Municipality's consistent and timely payment of Eskom accounts as well as the overall debt relief performance since 1 July 2023, the Provincial Treasury is of the view that the Municipality is currently on track with debt relief compliance.

WC053 Beaufort West Municipality overall relief performance from July 2024 up to and including December 2024:

National Treasury		Province		
Municipal Debt Relief		WC		
MFMA Circular No. 124		Code	District	Code Description
Municipal Finance Management Act No. 56 of 2003		WC053	Central Karoo	Beaufort West

Municipal Details		Monthly Performance Report														Compliance Status																												
Month	Code Descr	Code	Part A				Part B				Part C		Part D				Part E				Score																							
			Eskom And Bulk water current account				Compliance with a funded MTREF				FRP/BFP & Tariff Assessment		Electricity and water as collection tools				Quarterly collection of property rates and services charges					Maximization of Revenue Base																						
			C1	C2	C3	C4	C5	C6	C7	C8	C9	C10	C11	C12	C13	C14	C15	C16	C17	C18	C19	C20	C21	C22	C23	C24	C25	C26	C27	C28	C29	C30	C31	C32	C33	C34	C35	C36	C37	C38	C39	C40	C41	
1.July	Beaufort West	WC053	100	100	100	100	100	100	100	100	100	100	100	100	100	100	100	100	100	100	100	100	100	100	100	100	100	100	100	100	100	100	100	100	100	100	100	100	100	100	100	100	100	93%
2.August	Beaufort West	WC053	100	100	100	100	100	100	100	100	100	100	100	100	100	100	100	100	100	100	100	100	100	100	100	100	100	100	100	100	100	100	100	100	100	100	100	100	100	100	100	100	100	96%
3.September	Beaufort West	WC053	100	100	100	100	100	100	100	100	100	100	100	100	100	100	100	100	100	100	100	100	100	100	100	100	100	100	100	100	100	100	100	100	100	100	100	100	100	100	100	100	100	96%
4.October	Beaufort West	WC053	100	100	100	100	100	100	100	100	100	100	100	100	100	100	100	100	100	100	100	100	100	100	100	100	100	100	100	100	100	100	100	100	100	100	100	100	100	100	100	100	100	96%
5.November	Beaufort West	WC053	100	100	100	100	100	100	100	100	100	100	100	100	100	100	100	100	100	100	100	100	100	100	100	100	100	100	100	100	100	100	100	100	100	100	100	100	100	100	100	100	100	96%
6.December	Beaufort West	WC053	100	100	100	100	100	100	100	100	100	100	100	100	100	100	100	100	100	100	100	100	100	100	100	100	100	100	100	100	100	100	100	100	100	100	100	100	100	100	100	100	100	93%

As we review the sixth month of the second cycle of the Municipal Debt Relief programme, it is crucial for Beaufort West Municipality to build on the progress made during the initial 12-month period. The National Treasury has emphasized that Eskom will only consider writing off arrear debt if the Municipality demonstrates consistent compliance with all conditions for a consecutive 12-month period. Therefore, the Municipality is encouraged to maintain and improve its compliance across all performance areas to ensure continued eligibility for debt relief.

**2. Condition 6.2 - Application-based supported by Council's resolution**

The Municipality's application was endorsed by the Council and approved by National Treasury, subject to addressing specified gaps. All of these have subsequently been addressed.

**3. Condition 6.3 - Maintaining the Eskom bulk current account.**

The Municipality has made all bulk account payments timeously. The Provincial Treasury has been closely engaging and monitoring the Municipality in this regard to facilitate full compliance. The Municipality indicated that there will always be differences between the withdrawals and deposits as accrual basis is being used for processing of invoices. NT to advise on how to respond to this condition given the response provided by Municipality.

**4. Condition 6.4 - A funded MTREF**

The Provincial Treasury assessed the compliance of the Municipality's tabled 2024/25 MTREF. The PT confirms its communication and related engagement with Beaufort West Municipality on 7 May 2024, to the effect that the 2024/25 MTREF tabled to council is **not** funded. The Municipality has a Financial Recovery Plan in place, and therefore does not need to adopt a separate Budget Funding Plan.

**5. Condition 6.5 - Cost reflective tariffs**

The Municipality submitted its completed NT Tariff Tool for the 2024/25 MTREF.



## 6. Condition 6.6 - Electricity and water as collection tools

The Municipality met the requirements for this condition except for the restriction and or interruption of water supply to defaulting consumers or property owner. The Municipality indicated that the majority of their meters are still conventional credit meters, capacity and financial constraints at the Municipality contribute to the slow execution of this condition. PT will continue to engage them to ensure that they align to the requirements of MFMA Circular No. 124. The Municipality attended a Smart Meter Grant Workshop, on 17 and 18 October 2024, at which National Treasury discussed the RT29 transversal tender and provided clarity on the issue of smart pre-paid water meters as per debt relief conditions vs the conventional meters as stipulated in the tender.

## 7. Conditions 6.7 - Maintain a minimum average quarterly collection of property rates and services charges

The Municipality has achieved a collection rate of 77 per cent at the end of the second quarter, which is below the 85 per cent collection rate required by the debt relief programme. This is a serious breach of the conditions of the debt relief programme. Provincial Treasury has engaged the Municipality on the need to address this poor performance and to improve collections in the 3<sup>rd</sup> quarter to compensate for the poor performance in quarter 2.

## 8. Condition 6.8 - Completeness of the Revenue Base

The Municipality submitted the property rates reconciliation tool.

9. **Condition 6.9 - Monitor and Report on compliance** The Western Cape Provincial Treasury's assessment included confirming that the MFMA S71 narrative statement and mSCOA data strings for December 2024 was uploaded to the GoMuni portal and that the Statement fully aligns to the MFMA S71 Statement published on the Municipality's website. The MFMA S71 Statement was also assessed against the Municipal Budget-and Reporting Regulations, 2009 (MBRR) and the National Treasury MFMA S71 reporting guidance issued to debt relief municipalities on 10 May 2024 read in conjunction with paragraphs 9(i) to 9(ix) of the NT debt relief approval letter.

The assessment confirmed that the MFMA S71 narrative statement included the following information:

MFMA S71 Statement component		Compliance (Yes/No)
1.	<b>The Budget Performance Overview (paragraph 4) of the MFMA S71 statement</b> explicitly advised on the Municipality's progress in implementing the Municipality's budget and (where relevant also the budget funding plan) – where implementation is slow, the statement advised explicitly on progress, challenges and corrective actions.	Yes
2.	<b>The conclusion (paragraph 14) of the MFMA S71 statement</b> explicitly advised as part of the MFMA Circular No. 124: Condition 6.9 reporting - i. Any risk associated; and ii. The mitigating factors. with the implementation of the Municipality's Budget Funding Plan and/or Funded Budget.	Yes
3.	<b>Annexure B of the MFMA S71 statement included the following debt relief reporting components</b>	
3.1.1	The Municipality's MFMA Circular No. 124 self-assessment.	Yes
3.1.2	The self-assessment (refer 3.1.1 above) was included in the format of <b>MFMA Budget Circular No. 128 (Annexure B)</b> .	Yes
3.2	The Municipality's overall relief compliance across the months of its debt relief participation since its National Treasury debt relief approval effective date	Yes



MFMA S71 Statement component		Compliance (Yes/No)
3.3	The latest Provincial Treasury debt relief compliance certificate and report issued to the Municipality.	Yes
3.4.1	The Municipality's revenue collection performance: <ul style="list-style-type: none"> <li>i. the overall performance graph;</li> <li>ii. Summary worksheet; and</li> <li>iii. Collection per ward indicating who supplies electricity in the ward</li> </ul>	Yes
3.4.2	The revenue collection performance information (refer 3.4.2) was included in the format of <b>MFMA Budget Circular No. 128 (Annexure D)</b> .	Yes
3.5.1	The indigent management information	Yes
3.5.2	The indigent management information was included in the format of <b>MFMA Budget Circular No. 128 (Annexure C)</b> .	Yes
3.6.1	The summary of the Municipality's property rates reconciliation undertaken in the National Treasury format.	Yes
3.6.2	The Municipality's progress during the month against its planned corrective action to address any variances evident from the property rates reconciliation.	Yes
3.7.1	Any Eskom and Water (if the Municipality has the Water function) Bulk current account invoice(s) due and payable during the month of reporting	Yes
3.7.2	The Municipality's proof of payment of any such Eskom and/or Water Bulk current account invoice(s) during the month of reporting.	Yes
3.7.3	The Municipality's reconciliation statement for electricity and water (if it has the function) aligning to the MFMA S71 mSCOA data strings upload.	Yes
3.8	Recommendations noting explicitly the aforementioned debt relief reporting to the Mayor and/or Mayoral Committee meeting	Yes

The Municipality has integrated its monthly debt compliance reporting into its MFMA S71 narratives as required and demonstrated its commitment to continuous improvement and adherence to the set of conditions. The Municipality's MFMA Circular No. 124 self-assessment indicated several non-compliance issues. The remedial actions undertaken to achieve compliance, and the timeframes thereof outlined in the MFMA S71 report are noted and monitored by the Provincial Treasury.

#### 10. Condition 6.10 - Provincial Treasury certification of municipal compliance

Provincial Treasury closely monitors compliance with the conditions of the Municipal Debt Relief Programme, and this letter is submitted in fulfillment of the PT's role in certifying compliance of the Municipality.

#### 11. Condition 6.11 - Limitation on Municipal borrowing powers

The limitation on Municipality borrowing powers and the prohibition of borrowing during debt relief periods form a dual regulatory framework aimed at ensuring fiscal responsibility. Compliance necessitates meticulous scrutiny of borrowing activities to ascertain adherence to authorized limits and program guidelines. These measures, while promoting sustainable debt management, also stabilize the Municipality's financial standing, prevent over-leveraging, and mitigate immediate financial strain. Adhering to these regulations is paramount for maintaining creditworthiness, mitigating financial risks, and safeguarding the Municipality's long-term financial health. Thus, robust oversight and adherence to regulatory frameworks are imperative for prudent financial governance and sustained fiscal resilience.

The Municipality has complied with this condition since its debt relief effective date of 1 July 2023, to date.

#### **12. Condition 6.12 - Proper management of resources**

It is noted that during February 2024, the National Treasury: Office of the Accountant General (OAG) issued the Supplementary Guide to MFMA Circular No. 124 on 21 February 2024. In terms of the guidance, the Municipality no longer has to maintain a separate bank account for debt relief purposes as envisaged in MFMA Circular No. 124 (Condition 6.12), however, irrespective of whether a Municipality decides to discontinue a separate bank account, ring-fencing for debt relief purposes must be enabled and demonstrated through the Municipality's monthly mSCOA data string submissions.

#### **13. Condition 6.13 - Accounting Treatment**

NT provided an outcome letter dated 6 December 2024 instructing Eskom to write-off one third (1/3) of the municipal debt of Beaufort West to the value of R25 587 223.02. The debt write-off is to be effected in Eskom's financial system within 30 days from the date of this letter. Eskom is to align its accounting records and the municipality's Eskom statement(s) / invoice(s) to reflect the debt write-off within two (2) calendar months from the date of this letter.


#### **14. Condition 6.14 - NERSA Licence**

By having applied for Municipal Debt Relief, the council of a Municipality that during the duration of the Municipal Debt Relief programme fails to comply with any condition of the Relief, agreed to make an application to NERSA to voluntarily revoke the Municipality's license in terms of section 17 of the Electricity Regulation Act, 2006 (Act No. 4 of 2006). It is noted that this condition will only come into effect if the Municipality's participation in the debt relief programme is terminated.

### 15. Provincial Treasury Compliance Certification

The Provincial Treasury certifies that it monitored and assessed WC053 Beaufort West Municipality's compliance against the MFMA Circular No. 124 conditions and NT debt relief approval letter as set-out below in the PT's compliance certificate for the Municipality in relation to the period 1 – 31 December 2024:

**Annexure A2 - Monthly**



**National Treasury**  
**Municipal Debt Relief**  
**MFMA Circular No. 124**  
**Municipal Finance Management Act No. 56 of 2003**

Western Cape Provincial Treasury

**Certificate of Compliance: Municipal Debt Relief Conditions for Application**

Period: Dec'24  
 National Financial Year: 2024/25  
 Demarcation Code of Municipality being assessed: WC053  
 District: Central Karoo  
 Demarcation Description: Beaufort West

I, **Julinda Gantana**, hereby certify that the provincial treasury monitored the compliance against the conditions of Municipal Debt Relief as set-out in MFMA Circular No. 124 and that the Provincial Treasury is satisfied and certifies that the said municipality fully complies with the conditions as set-out in the table below:

**Municipal Debt Relief Conditions (Monthly reporting)** Choose from drop down list

No.	Condition	Response	
6.12	6.12.1 - Maintaining the Eskom and bulk water current account - (This applies to all municipalities, including metros)		
6.12.2	- Has the municipality paid its bulk water current account within 30 days of receiving the relevant invoice (this applies to all municipalities, including metros)? <i>Note - refer condition 6.12.2</i>	Yes	
6.12.2	- Has the municipality submitted the supporting evidence of the bulk water current account payment to the National Treasury, the Water Board and/ or Water Trading Entity within 1 day of making any such payment (in PDF format) via the GoMuni Upload Portal <a href="https://uploadportal.treasury.gov.za">https://uploadportal.treasury.gov.za</a> ?	Yes	
6.12.2	- Does the amount of the bulk water current account payment as per the proof of payment reconcile to the amount recorded on the financial system as per the mSCOA data string and the section 41(2) MFMA statement of the Water Board and/ or Water Trading Entity?	Yes	
6.3.1	- Has the municipality paid its Eskom bulk current account within 30 days of receiving the relevant invoice (this applies to all municipalities, including metros)? <i>Note - current account in terms of municipal debt relief approval means the total Eskom charges for the billing period plus VAT plus any component that may be due in terms of a payment arrangement of "New arrivals" (March 2023 and / or subsequent current account(s)) up to the date of NT approval of the application.</i>	Yes	
6.3.3	- Has the municipality submitted the supporting evidence of the bulk Eskom current account payment to the National Treasury and Eskom within 1 day of making any such payment (in PDF format) via the GoMuni Upload Portal <a href="https://uploadportal.treasury.gov.za">https://uploadportal.treasury.gov.za</a> ?	Yes	
6.3.4	- Does the amount as per the proof of payment reconcile to the amount recorded on the financial system as per the mSCOA data string and the section 41(2) MFMA statement of Eskom?	Yes	Mithdwaals and deposits data strings do not reconcile with a small figure which is insignificant. The Municipality indicated that there will always be differences between the two items as accrual basis is being used for processing of invoices. NT to advise on how to respond to this condition given the response provided by Municipality.

Notes/Comments



6.4 Compliance with a funded MTREF – <i>(choose from drop down list the MTREF assessed)</i>		2024/25 Adopted MTREF
6.4.1	- Is the municipality's MTREF funded and aligning to the National Treasury's Budget Funding Guidelines - <a href="http://efma.treasury.gov.za/Guidelines/Pages/Funding.aspx">http://efma.treasury.gov.za/Guidelines/Pages/Funding.aspx</a> ?	No
6.4.1	- Has the municipality budgeted for any operating surpluses on the A1 Schedule (Table A4 – Budgeted Financial Performance) of the Municipal Budget and Reporting Regulations?	Yes
6.4.1	- Has the municipality made adequate provision for debt impairment (considering the actual collection of revenue and property rates during the 12 months immediately preceding the tabling of the budget) on the A1 Schedule (Table A4 - Budgeted Financial Performance) of the Municipal Budget and Reporting Regulations?	Yes
<p><i>Note: - the process of the Budgeting during the ordinary financial year through to submit all parts of the revenue plan, and the proposed 2024/25 budget, should be done in accordance with the better information provided by the 2023/24 actuals and the 2023/24 budget. The information must be submitted to the National Treasury and the relevant provinces for approval. The process is part of the annual submission of revenue and Financial Statements to the National Treasury.</i></p>		
6.4.1	- Has the municipality made adequate provision for depreciation and asset impairment (considering its asset register and physical state of assets) on the A1 Schedule (Table A4 - Budgeted Financial Performance) of the Municipal Budget and Reporting Regulations?	Yes
<p><i>Note: - If the municipality has made the appropriate provision to provide the budget and the 2024/25 revenue plan, it should be submitted to the National Treasury and the relevant provinces for approval.</i></p>		
6.4.2	- If the municipality's MTREF is not funded, has it tabled and adopted a credible Budget Funding Plan as part of the MTREF budget (refer item 9.3 of MFMA Budget Circular no. 122, 09 December 2022)?	There is an FRP
<p><i>Note: - If the municipality has not tabled and adopted a credible Budget Funding Plan, it should be submitted to the National Treasury and the relevant provinces for approval.</i></p>		
6.4.2	- If the municipality's MTREF is not funded and it has an FRP per the legislative framework, does the existing FRP incorporate a credible Budget Funding Plan (will the FRP give effect to a funded MTREF over the period of the FRP) - aligning with the principles of a budget funding plan as envisaged in item 9.3 of MFMA Budget Circular no. 122, 09 December 2022)?	Yes
<p><i>Note: - only if the municipality does not have an FRP may "N/A" be selected from the dropdown list.</i></p>		
6.4.2	- Does the municipality's annual and monthly cashflow projections included on the A1 Schedule (Table A7 - Budgeted Cash Flows and Supporting Table SA 30 - Budgeted Monthly Cash Flows) of the Municipal Budget and Reporting Regulations aligns with and gives effect to the municipality's Budget Funding Plan strategy (or the FRP strategy) and related seasonal trends (for example higher winter Eskom tariffs, lower January collection rates, etc.?)	Yes
6.5	- Cost reflective tariffs – (excluding metros) has the municipality included its completed tariff tool (refer MFMA Circular no. 98 and item 5.2 of MFMA Budget Circular no. 122) as part of the municipality's annual tabled and adopted MTREF submissions with effect the tabling of the 2023/24 MTREF?	Yes



6.4 Electricity and water as collection tools - Has the municipality with effect from the taking of the 2023/24 MFMA (Municipal Finance Management Act) 56 of 2003 and amended related sections, that:			
6.6.1	- the municipality issues a consolidated monthly bill to all consumers/property owners in terms of which all partial payments received are allocated in the following order of priority: firstly, to property rates, thereafter to water, wastewater, refuse removal and lastly to electricity?	Yes	
6.6.2	- the municipality disconnects electricity services and/or block the purchasing of pre-paid electricity of any defaulting consumer/property owner unless the defaulter already registered as an indigent consumer with the municipality?	Yes	
6.6.3	- the municipality is restricting and/or interrupting the supply of water of any defaulting consumer/property owner unless the defaulter already registered as an indigent consumer with the municipality? Note: In terms of this condition the municipality must undertake such restriction/interruption of water together with the municipal engineer(s) to ensure a minimum supply of waste water.	No	The Municipality has indicated that only 20% of the water meters are pre-paid meters the rest is conventional meters and it doesn't have the capacity to restrict water. The Municipality also indicated that Smart pre-paid water meters is the solution and a revised RT29 transversal tender will be issued by NT which will include the smart pre-paid water meters.
6.6.4	- if the defaulting consumer/property owner is registered as an indigent consumer with the municipality, is the monthly supply of electricity and water to that consumer/property owner physically restricted to the monthly national basic free electricity- and water limits of 50 kilowatt electricity and 6 kilolitres water, respectively? Note - the municipality's monthly MFMA s.73 statements must include as part of the narratives the indigent information as the required NT format.	Yes	
6.5 Supporting evidence			
6.5.1 Minimum average quarterly collection of property rates and service charges			
6.7.1	- Has the municipality achieved a minimum of 80 per cent average quarterly collection of property rates and service charges with effect from 01 April 2023 and 85 per cent average quarterly collection with effect from 01 April 2024 during any quarter - demonstrated in the MFMA s.73 monthly and quarterly statement(s) and mSCOA data strings uploaded via the GoMuni Upload Portal?	No	Average collection rate is 77% for this quarter according to the report submitted by Municipality. Which is a concern when compared to the 87% achieved in previous quarter.
6.5.2 Minimum average quarterly collection of property rates and service charges			
6.7.2.1	- If the response in 6.7.1 is "No" and the municipality is unable to achieve the minimum average quarterly collection as per paragraph 6.7.1, has the municipality demonstrated to the satisfaction of National Treasury the following: the underperformance merely relates to Eskom supplied areas where the municipality does not have electricity as a collection tool and that the average quarterly collection of the municipality (excluding Eskom supplied areas) equals the required quarterly average collection set-out in paragraph 6.7.1.	No	The Municipality indicated that the drop in the collection rate occurred throughout the entire municipal demarcation. A lack of credit control capacity and relaxation in the implementation of the credit control policy had a significant impact.
6.7.2.2	- the municipality for technical engineering reasons is unable to physically restrict and/or limit the supply of water in the Eskom supplied area(s)?	Yes	The Municipality indicated that it experienced a mass failure of meters that became absolute and that are not supported anymore, mainly within the Eskom areas. This caused mass removal and bypassing of meters by the municipality with the implementation of a flat-rate (to address the loss of revenue) until meters can be replaced. The Municipality don't have the finances and capacity to address this issue within the short term.
6.7.2.3	- the municipality entered into a temporary agreement with Eskom for purposes of municipal revenue collection in the Eskom supplied area(s) as envisaged in sections 76 to 78 of the Municipal Systems Act, 2000 and that such failed and the reason(s) for the failure?	Yes	The Municipality indicated that this was discussed with Eskom but they made it clear they are not willing to accommodate municipalities in this regard. The Municipality must provide evidence of this discussion.
6.7.3	- The municipality has progressively installed smart pre-paid meters in the municipality supplied areas to improve its collection and only then, on an individual case-by-case basis, considered writing off the debt of its customers, within its normal credit control process?	No	Municipality submitted progress report for pre-paid meter installation and await NT on the publishing of the revised RT29 tender for procurement of smart pre-paid meters.
6.7.4	- Has the municipality adopted a policy to install any new electricity connection in the demarcated area with effect the 2023/24 MFMA with a smart pre-paid meter?	Yes	
6.7.5	- Has the municipality's 2023/24, 2024/25 and 2025/26 tabled and adopted capital budgets and MFMA section 71 statements reflected the approach set-out in 6.7.3 and 6.7.4?	Yes	The budget for pre-paid meters is reflected under operational budget according to the Municipality. The Municipality is making reference to a meeting that was held on the 30th April 2024 where it was agreed that either of the 2 budgets could be used for pre-paid meter installation, NT to advise on the resolutions of those meetings.

Municipality's Completeness of the revenue base –		
6.8.1	- Has the municipality demonstrated through the National Treasury property rates reconciliation tool that the municipality's billing system perfectly aligns to its Council approved General Valuation Roll (GVR) and/or any subsequent supplementary GVR compiled by the registered municipal valuer?	Yes
6.8.1	- If the response in 6.8.1 is "No", has the municipality demonstrated the steps taken to correct the variances identified? <i>Note - monthly progress against the action plan to address variances to be included as part of the municipality's debt relief compliance reporting in the MFMA s.71 statement</i>	Yes
6.8.2	- For the latest ending Quarter - Has the municipality submitted its completed billing system, GVR and/or Interim GVR reconciliations required in terms of paragraph 6.8.1 to the National Treasury quarterly (refer MFMA Circulars no. 93, 98, 107 and 108) to the upload portal on <a href="https://gopkiportal.treasury.gov.za">https://gopkiportal.treasury.gov.za</a> ?	Yes
Monitor and report on implementation –		
6.9.1	- MFMA section 71 reporting – has the municipal council and senior management team instituted processes to monitor and enforce accountability for the implementation of the municipality's funded budget and Budget Funding Plan where relevant?	Yes
6.9.2	- If progress is slow in terms of paragraph 6.9.1, is the active intervention evident from the narratives supporting the municipality's monthly MFMA section 71 reporting and recorded on the financial system as per the mSCOA data string? <i>Note: conditions 6.9.2, has a supervisory and must refer to 6.9.1</i>	Yes
6.9.3	- Municipalities with financial recovery plans (FRP) – if the municipality has a FRP as envisaged in the prevailing local government legislative framework, is the municipality reporting monthly its progress in implementing its FRP to the Provincial Executive?	Yes
6.9.4	- If the municipality has an FRP, with effect from 01 April 2023, parallel to submitting its monthly FRP progress report to the Provincial Executive, has the municipality also submitted the FRP progress report to the National Treasury: Municipal Financial Recovery Service (MFRS) timeously via the GoMuni Upload Portal <a href="https://gopkiportal.treasury.gov.za">https://gopkiportal.treasury.gov.za</a> ?	Yes
<i>Note: municipalities which comply with the above conditions shall be eligible to be designated as "compliant" for purposes of MFMA section 71.</i>		
<b>Provincial Treasury Audit - Provincial Treasury certificate of provincial compliance – in terms of section 4.10 of the MFMA, with effect from 01 April 2023, all municipal municipalities must submit their Municipal Debt Relief plans.</b>		
4.10.1	- has the relevant Provincial Treasury (delegated) / National Treasury (non-delegated) monthly monitored the municipality's compliance in terms of these conditions?	Yes
4.10.2	- has the Head of the relevant Provincial Treasury (delegated) monthly certified the municipality's compliance to these conditions, to the National Treasury's satisfaction as envisaged in the conditions for provincial treasuries (refer paragraph 4.1.1 to 4.1.5 of MFMA Circular no. 124) and timeously uploaded the compliance certificate via the GoMuni Upload Portal <a href="https://gopkiportal.treasury.gov.za">https://gopkiportal.treasury.gov.za</a> ? <i>Note - in the case of a non-delegated municipality the National Treasury to issue the compliance certificate.</i>	Yes
4.10.3	- has the Provincial Treasury failed to rectify any provincial treasury non-compliance with any of the conditions for provincial treasuries (refer paragraph 4.1.1 to 4.1.6 of MFMA Circular no. 124) within one month of the non-compliance occurring?	No
<i>Note - if the Province's conditions in terms of compliance are not satisfied as envisaged by the conditions above of paragraph 4.10</i>		



6.11	Limitation on municipality borrowing powers - has the municipality borrowed since its initial or any subsequent benefit in terms of this municipal debt support programme?	No	
6.12	For the duration of the Municipal Debt Relief (to ensure proper management of resources):		
6.12.1	- has the municipality apportioned and ring-fenced in a sub-account to its primary bank account – (a) all electricity, water and sanitation revenue the municipality collects in any month; and (b) the component of the Local Government Equitable Share (LGE) the municipality earmarked to provide free basic electricity, water and sanitation?	Yes	
6.12.2	- has the municipality during the month first applied the revenue in the sub-account (required per paragraph 6.12.1) to pay its current Eskom account and then secondly its bulk water current account before it applied the revenue in the sub-account for any other purpose?	Yes	
	Supporting evidence: Has the municipality submitted a copy of the monthly bank statement of its ring-fenced bank account to the National Treasury and provincial treasury aligning to its MFMA s.71 statement collected revenue.	Yes	
6.13	Accounting Treatment - has the municipality fully accounted for and correctly reported on the write-off of its Eskom arrears debt (debt existing as on 31 March 2023) as per any written instruction of the National Treasury; Office of the Accountant General issued for Municipal Debt Relief to date? <i>Note - to include accounting for any related debts (e.g. interest suppression, etc.) and alignment with mSCDA.</i>	Yes	NT provided outcome letters on 6 December 2024 instructing Eskom to write-off one third (1/3) of the municipal relief debt of Beaufort West LM to the value of R25 587 223.02. The debt write-off to be affected in Eskom's financial system within 30 days from the date of this letter. Eskom to align its accounting records and the municipality's Eskom statement(s) / invoice(s) to reflect the debt write-off within two (2) calendar months from the date of this letter.
6.14	MERSA License - has the municipality during the month failed to comply with any condition of the Municipal Debt Relief?	No	

The Western Cape Provincial Treasury's assessment and compliance certificate confirms that Beaufort West Municipality during December 2024 did not fully comply with all the MFMA Circular No. 124 conditions as elaborated on above. The Municipality must address these non-compliance matters as overall compliance average amounts to 93 per cent. The Municipality must prioritise addressing the failure to achieve the required revenue collection benchmark. The Municipality is urged to strengthen its implementation of the relief conditions to fully benefit from the relief.

The Provincial Treasury continues to appreciate the opportunity that the Municipal Debt Relief Programme provided to municipalities and is committed to supporting our municipalities to ensure that they comply with the conditions of the programme in order to derive the full benefit. We also appreciate the confirmation of the write-off of the first third of the debt owed by Beaufort West and congratulate the Municipality on the hard work that went into achieving this.

Yours sincerely

**Julinda  
Gantana**

Digitally signed by  
Julinda Gantana  
Date: 2025.01.27  
17:42:09 +02'00'

**MS J GANTANA**  
**HEAD OFFICIAL: PROVINCIAL TREASURY**

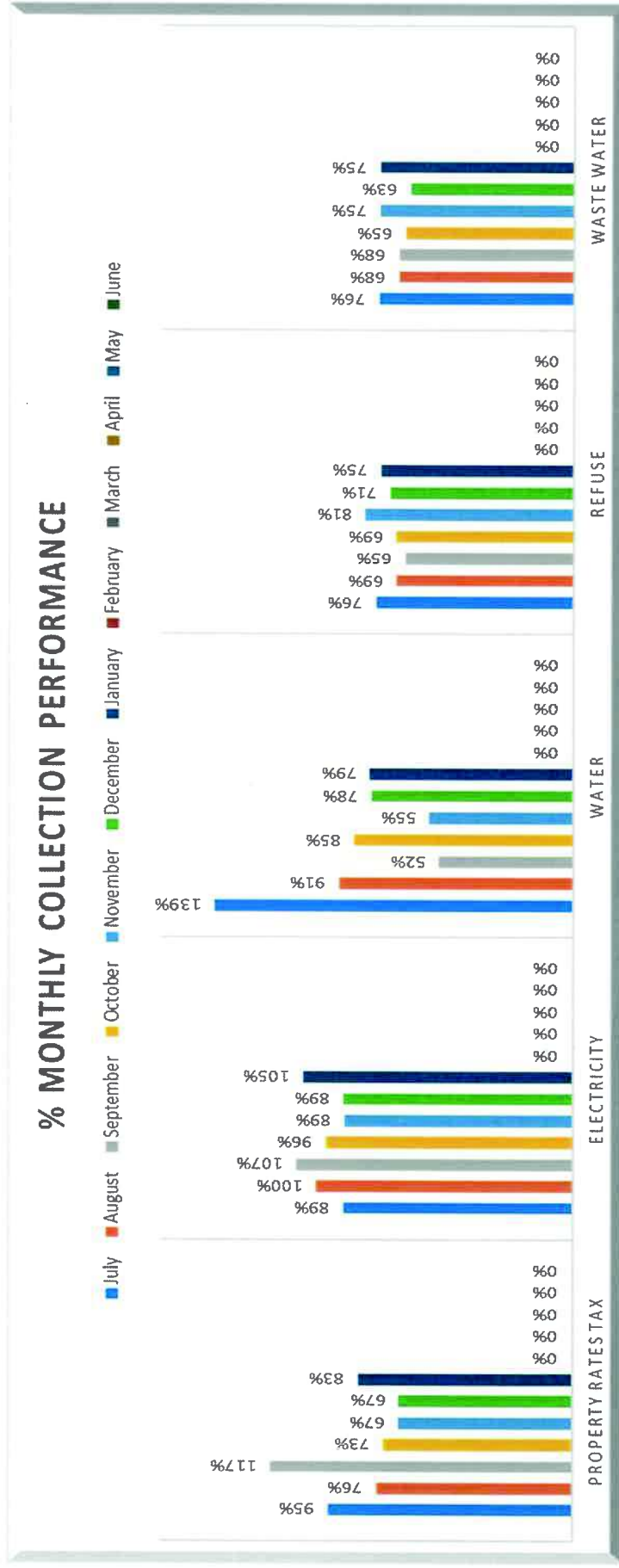
Cc: The Executive Mayor: Mr Reynolds – [admin@beaufortwestmun.co.za](mailto:admin@beaufortwestmun.co.za)  
Acting Municipal CFO: - Mr Randle Eland - [randlee@beaufortwestmun.co.za](mailto:randlee@beaufortwestmun.co.za)  
Rehaz Abramia: Senior Manager Revenue Management - [AbramiR@eskom.co.za](mailto:AbramiR@eskom.co.za)  
Atika Brey: Senior Manager Finance Cape Coastal Cluster - [BreyA@eskom.co.za](mailto:BreyA@eskom.co.za)  
Unathi Yaso: Middle Manager Finance Cape Coastal Cluster - [YasoUN@eskom.co.za](mailto:YasoUN@eskom.co.za)  
MFMA Coordinator: Steven Kenyon - [Steven.Kenyon@westerncape.gov.za](mailto:Steven.Kenyon@westerncape.gov.za)  
Director-General: Department of Cooperative Governance: Mr Mbulelo Tshangana - [Zandilez@coata.gov.za](mailto:Zandilez@coata.gov.za)  
CEO: SALGA: Sithole Mbanga - [hmazibuko@salga.org.za](mailto:hmazibuko@salga.org.za)



**12.4 MFMA Circular 124 – Condition 6.6 (Electricity and Water as Collection Tools) and Condition 6.7 (Maintain a minimum average quarterly collection of property rates and service charges)**

**12.4.1 Monthly / Quarterly collection per ward**

i) the table below provide an overall performance graph on the collection rates for property rates and service charges for January 2025.



ii) Summary worksheet

The table below indicate that the collection rate for December in January for the whole demarcation was 89% and the collection rate excluding Eskom supplied areas amounted to 90%.

<b>National Treasury</b>			
<b>Municipal Debt Relief</b>			
<b>MFMA Circular No. 124</b>			
<b>Municipal Finance Management Act No. 56 of 2003</b>			
<b>Municipal Details</b>			
Western Cape			
Code	District	Municipality	Period Monitored
W0063		Beaufort West	January

Collection Rate Assessment	Summary - Quarter 1			Summary - Quarter 2			Summary - Quarter 3					
	Billing	Collection	R - Billing not collected	% Collection	Billing	Collection	R - Billing not collected	% Collection	Billing	Collection	R - Billing not collected	% Collection
Aggregate Collection												
1. Collection for whole demarcation	59,846,121	52,831,860	7,014,262	88%	65,844,300	51,688,912	14,155,388	78%	21,690,647	19,454,951	2,435,696	89%
2. Collection exc Eskom supplied areas	48,657,041	44,145,158	4,511,883	91%	48,459,647	38,511,882	9,947,765	79%	17,430,774	15,685,013	1,745,761	90%
3. Collection: Property Rates	9,797,114	9,283,011	514,103	95%	13,529,472	9,446,978	4,182,494	69%	4,719,026	3,924,188	794,838	83%
4. Total average collection: Electricity (Municipal supplied areas)	33,339,253	32,677,958	661,395	98%	32,991,432	30,007,042	2,984,390	91%	10,775,591	11,290,128	(514,537)	105%
5. Total average collection: Water	5,745,559	4,726,545	1,017,014	82%	7,592,488	5,452,486	2,130,002	72%	2,516,993	1,985,042	531,951	79%
6. Total average collection: Wastewater	5,359,628	3,759,471	1,600,157	70%	5,774,895	4,244,625	1,530,181	74%	1,874,383	1,399,956	474,417	75%
7. Total average collection: Refuse	2,650,321	1,995,748	654,573	75%	3,215,578	2,181,614	1,033,965	68%	1,013,798	762,410	251,387	75%
8. Total average collection: Interest	2,713,907	363,227	2,350,680	14%	2,740,415	336,167	2,404,247	12%	990,866	93,237	897,619	9%

iii) Collection per ward indicating who supplies electricity in the ward

Complete This Section		7. January				
Services	Electricity Supplier	Ward Name & Number	Billing For December	Collection for December In January	Rand Value of Billing not collected	% Collection
<b>Property Rates Tax</b>						
Electricity	Partial Eskom & Mun	Election Ward 1	257,408	181,249	76,159	70%
Water			755,020	804,343	0	107%
Refuse			83,135	60,233	22,902	72%
Waste Water			103,865	35,977	67,887	35%
Interest			134,887	67,271	67,616	50%
			147,776	81,737	139,039	6%
<b>Property Rates Tax</b>						
Electricity	Mun Supplied	Election Ward 2	1,895,128	1,584,162	310,966	84%
Water			4,284,505	4,151,865	132,641	97%
Refuse			487,017	548,531	0	113%
Waste Water			336,329	318,747	17,583	95%
Interest			615,337	555,246	60,091	90%
			151,243	18,611	132,631	12%
<b>Property Rates Tax</b>						
Electricity	Mun Supplied	Election Ward 3	313,674	248,512	64,762	79%
Water			1,007,074	969,818	37,257	96%
Refuse			345,873	286,350	59,523	83%
Waste Water			87,527	64,587	22,940	74%
Interest			177,659	120,505	57,154	68%
			106,818	9,381	97,438	9%
<b>Property Rates Tax</b>						
Electricity	Mun Supplied	Election Ward 4	1,010,141	940,404	69,737	93%
Water			1,961,506	2,155,020	0	110%
Refuse			879,020	462,282	416,738	53%
Waste Water			204,427	173,752	30,675	85%
Interest			396,087	329,134	66,953	83%
			190,806	27,913	162,893	15%
<b>Property Rates Tax</b>						
Electricity	Mun Supplied	Election Ward 5	378,896	348,400	30,496	92%
Water			999,268	1,175,805	0	118%
Refuse			311,722	371,346	0	119%
Waste Water			96,215	68,111	28,103	71%
Interest			199,359	193,718	65,641	67%
			136,227	13,427	122,800	10%
<b>Property Rates Tax</b>						
Electricity	Mun Supplied	Election Ward 6	140,292	104,550	35,742	75%
Water			353,361	367,853	0	104%
Refuse			162,613	83,548	79,064	51%
Waste Water			44,650	22,733	21,917	51%
Interest			78,775	37,551	41,224	48%
			79,223	2,752	76,472	3%
<b>Property Rates Tax</b>						
Electricity	Partial Eskom & Mun	Election Ward 7	723,486	516,490	206,997	71%
Water			1,414,855	1,665,425	0	118%
Refuse			247,614	172,753	74,862	70%
Waste Water			140,785	78,503	62,282	56%
Interest			272,279	156,541	115,738	57%
			178,764	12,417	166,347	7%





## Valuation Roll Reconciliation Action Plan January 2025

Reporting Date 14 February 2025

### STATUS UPDATE & REMEDIAL ACTION TO BE TAKEN

- Only count rateable properties (exclude those rated together)
- Placeholders loaded on the GV that explains the difference in Nr of properties (= Non-Rateable linked value (GV naming convention))
- The category differences are many caused by the valuer adding a rateable category to the GV but various discrepancies and administrative errors were found.
- Differences in category value will be addressed and to be confirmed by the valuer.
- The municipality is currently busy addressing errors through SV (Sect 78(5) notices accounted for) - Over-billing is caused by the indifferent treatment of municipal owned residential property (properties still to be transferred) where some are being charged rent and others rates, while the GV reconciliation account for most of them as non-rateable municipal properties.
- Placeholders to be removed will assist in addressing the difference between the number of properties.
- Category discrepancies are being addressed.

High Level Reconciliation						
Property Categories	# of Properties			Market Values		
Property Categories	GV	MFS	Variance	GV Market Values	MFS Market Values	Variance
Residential	11034	11369	-335	2 781 842 300.00	2 838 783 500.00	- 56 941 200.00
Industrial	51	0	51	70 928 000.00	-	70 928 000.00
Business and Commercial	387	430	-43	485 815 000.00	551 287 000.00	- 65 472 000.00
Agricultural	1174	1162	12	3 451 952 900.00	3 430 179 900.00	21 773 000.00
Mining	1	1	0	220 000.00	220 000.00	-
State Owned for Public Purpose	95	79	16	254 456 000.00	258 712 000.00	- 4 256 000.00
PSI	194	197	-3	195 100.00	349 100.00	- 846 000.00
PBO	13	16	-3	116 10 000.00	13 570 000.00	- 1960 000.00
Multi Use	0	0	0	-	-	-
Vacant	712	662	50	28 684 800.00	36 009 400.00	- 7 324 600.00
POW	91	89	2	72 971 000.00	73 835 000.00	- 864 000.00
Municipal	1092	839	253	259 798 500.00	195 632 700.00	64 165 800.00
Other	75	77	-2	158 005 900.00	178 945 900.00	- 20 940 000.00
	14919	14921	-2	7 577 479 500.00	7 577 524 500.00	- 45 000.00

Detailed Reconciliation						
Property Categories	Monthly Billing			Quarterly		
Property Categories	GV	MFS	Variance	GV	MFS	Variance
Residential	2 208 809	2 218 957	- 10 148	6 626 428.13	6 656 872.24	- 30 444.11
Industrial	168 454	-	168 454	505 362.00	-	505 362.00
Business and Commercial	1 153 811	1 309 307	- 155 496	3 461 431.88	3 927 919.88	- 466 488.00
Agricultural	358 715	356 453	2 263	1 076 146.32	1 069 358.67	6 787.64
Mining	523	523	-	1 567.50	1 567.50	-
State Owned for Public Purpose	534 271	614 441	- 80 171	1 602 811.50	1 843 323.00	- 240 511.50
PSI	-	-	-	-	-	-
PBO	13 787	16 114	- 2 328	4 1360.63	48 343.13	- 6 982.50
Multi Use	-	-	-	-	-	-
Vacant	40 876	51 313	- 10 438	122 627.52	153 940.19	- 31312.66
POW	-	3 034	- 3 034	-	9 102.19	- 9 102.19
Municipal	-	-	-	-	-	-
Other	-	-	-	-	-	-
Total	R4 479 245.15	R4 570 142.26	-R90 897.11	13 437 735.46	13 710 426.78	- 272 691.32

**12.6 MFMA Circular 124 – Condition 6.3 (Maintain the Eskom bulk current account) and Condition 6.12 (Proper Management of Resources)**

**IL001006008002000000000000000000000000**

**Liabilities:Current Liabilities:Trade and Other Payable Exchange  
Transactions:Electricity Bulk Purchase:Deposits**







Private Bag 582  
Beaufort West  
Beaufort West - 6970

P<sup>2</sup>J<sup>3</sup> | *ad* 000385 74

Tel: 023 414 8100  
Fax: 023 414 8105  
Email: [treasury@beaufortwestmun.co.za](mailto:treasury@beaufortwestmun.co.za)  
Website: [www.beaufortwestmun.co.za](http://www.beaufortwestmun.co.za)  
VAT Reg:- 4000846388



## Sundry Invoice Detail

**Invoice Number** SPI21/1/00019725/2024-2025

**Vendor Name** ESKOM-9646799000

**Invoice Date** 22/12/2024

**Vendor Number** SCM/2209

**Company Type**

Vendor Invoice Number	Project Name	Project Item	Plan Item ID	Purchase Item	Quantity	Unit Price	Invoice Amount (Excl. VAT)	VAT	Invoice Amount (Incl. VAT)
INV96422317492	8030 - Electricity Programme_Electricity Administration Project	ESKOM IE 0020010010000000000000000000000000	161242	Acc-9646799000	1.0000	R 41 093.78	R 41 093.78	R 6 164.07	R 47 257.85
5									
<b>Total Amount</b>							<b>R 41 093.78</b>	<b>R 6 164.07</b>	<b>R 47 257.85</b>



WESTERN REGION  
PO BOX 377 BELVILLE 7535



ESKOM HOLDINGS SOC LTD REG NO 2002/015527/30  
VAT REG NO 4740101508

CONTACT CENTRE: (0860) 037566  
FAX NO: 0862 437 566  
E-MAIL: customerservices@eskom.co.za  
WEB: WWW.ESKOM.CO.ZA

BEAUFORT WEST LOCAL MUNICIPALITY  
PRIVATE BAG X582  
BEAUFORT WEST  
6970

YOUR ACCOUNT NO	9646799000
SECURITY HELD	50000.01
BILLING DATE	2024-12-22
TAX INVOICE NO	964223174925
ACCOUNT MONTH	DECEMBER 2024
CURRENT DUE DATE	2025-01-21
VAT REG NO	4000846388

CUSTOMER SELF SERVICE WEBSITE  
Provincial email listed below

WESTERN REGION  
PO BOX 377 BELVILLE 7535

DIRECT DEPOSIT DETAIL

BANK: ABSA  
BRANCH CODE: 334110  
BANK ACC NO: 340167430

### TAX INVOICE

E-MAIL: eskomaccounts@beaufortwestmun.co.za

ACCOUNT TRANSACTION SUMMARY			
ADMINISTRATION CHARGE	R	1,719.60	
DIST. NETWORK CAPACITY CHARGE	R	5,416.00	
NETWORK DEMAND CHARGE (C/KWH) (ALL)	R	6,053.46	
ANCILLARY SERVICE (ALL)	R	93.22	
ENERGY CHARGE (STD)	11,368.00	R 14,425.99	
DEMAND CHARGE	33.95	R 9,675.41	
SERVICE CHARGE		R 3,710.10	
<b>TOTAL CHARGES FOR BILLING PERIOD</b>	R	<b>41,093.78</b>	
ACCOUNT SUMMARY FOR DECEMBER 2024			
BALANCE BROUGHT FORWARD	(Due Date 2024-12-23)	R 50,325.97	
PAYMENT(S) RECEIVED	ACB Payment - 2024-12-20	R -50,325.93	
TOTAL CHARGES FOR BILLING PERIOD		R 41,093.78	
VAT RAISED ON ITEMS AT 14%		R 0.00	
VAT RAISED ON ITEMS AT 15%		R 6,164.07	
<b>CURRENT</b>		<b>47,257.85</b>	
<b>TOTAL DUE</b>		<b>R 47,257.89</b>	
ARREARS			
>90 DAYS	61-90 DAYS	31-60 DAYS	16-30 DAYS
0.00	0.00	0.04	0.00

ACCOUNT NO / REFERENCE NO

9646799000

NAME

BEAUFORT WEST LOCAL

FAX NUMBER

0234148105

easy pay 7100 1964 6799 0008



27215700196467990000



9207 2964 6799 0003



TOTAL AMOUNT DUE

47,257.89

PAYMENT ARRANGEMENT

INSTALMENT

0.00

ARREARS

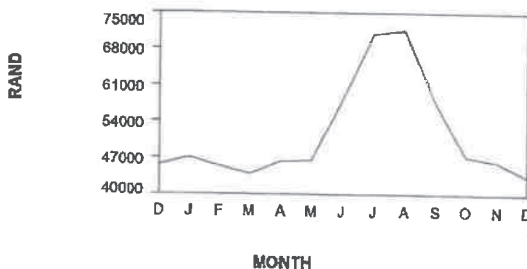
0.00

DUE DATE

2025-01-21

AMOUNT PAID

LATE PAYMENT CHARGES WILL BE  
ADDED TO OVERDUE ACCOUNT



PAGE RUN NO	EE 71
BILL GROUP	
BILL PAGE	1 OF 2



WESTERN REGION  
PO BOX 377 BELVILLE 7535

CONTACT CENTRE: (0860) 037566  
FAX NO: 0862 437 566  
E-MAIL: customerservices@eskom.co.za  
WEB: WWW.ESKOM.CO.ZA

BEAUFORT WEST LOCAL MUNICIPALITY  
PRIVATE BAG X582  
BEAUFORT WEST  
6970

YOUR ACCOUNT NO	9646799000
BILLING DATE	2024-12-22
TAX INVOICE NO	964223174925
ACCOUNT MONTH	DECEMBER 2024
CURRENT DUE DATE	2025-01-21
VAT REG NO	4000846388
NOTIFIED MAX DEMAND	200.00
UTILISED CAPACITY	200.00

**CONSUMPTION DETAILS (2024-11-22 - 2024-12-21)**

ENERGY CONSUMPTION STD kWh	
ENERGY CONSUMPTION ALL kWh	11,368.03
DEMAND CONSUMPTION - OFF PEAK	11,368.03
DEMAND CONSUMPTION - PEAK	40.52
DEMAND READING - KW/KVA	33.94
LOAD FACTOR	40.52
	39.00

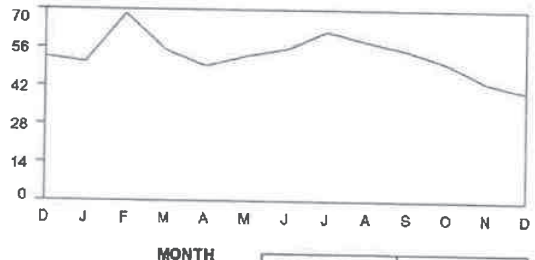
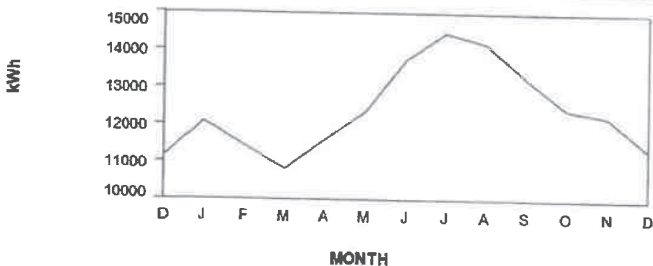
MEMISE ID NUMBER

3010451434

TARIFF NAME: Nightsave Rural kVa Interval

ERF 79 FILE 1/3293/12

Administration Charge @ R57.32 per day for 30 days	R	1,719.60
Network Capacity Charge 200 kVA @ R27.08 : = R27.08/kVA	R	5,416.00
Network Demand Charge (All Periods) 11,368 kWh @ R0.5325 /kWh	R	6,053.46
Ancillary Service Charge 11,368 kWh @ R0.0082 /kWh	R	93.22
Low Season Energy Charge 11,368 kWh @ R1.269 /kWh	R	14,425.99
Energy Demand Charge 33.95 kVA @ R284.99 : = R284.99 /kVA	R	9,675.41
SERVICE CHARGE	R	3,710.10
<b>TOTAL CHARGES</b>	R	<b>41,093.78</b>



PAGE RUN NO	EE 72
BILL GROUP	
BILL PAGE	2 OF 2

## BILL PAYMENTS OPTIONS



### Debit Order

- Avoid queues, late payments, the risk of your service being disconnected and the possibility of having to pay interest.
- Should you choose to pay your account by debit order, please contact the Contact Centre on the number or address given on the front of this bill.
- You set a limit on your Debit Order, so that you can keep control.
- Should your Debit Order details change, please contact the Contact Centre on the number or address given on the front of this bill.



### Direct Deposits

- Make direct deposits or transfers at bank counters and ATM's.
- Eskom's banking details may be found on the front of this bill.
- Ensure that your Eskom account number is used as a reference for the Direct Deposit.



### Collection Agencies

#### Pay your bill at:

- Any Pick n Pay store, Hypermarkets, Family stores, Spar or any other retail outlet that provides EasyPay and Pay@ services.
- Shoprite/Checkers Money Market Kiosks and Foodworld stores.
- Take note that SAPO branches are utilized for payments by one of our main Agents
- Take your bill with you when making a payment through one of our Agencies.
- Please note that certain restrictions apply to the form of payments that may be tendered. (i.e. cash, cheques or credit cards, depending on the particular agency).



### Internet Payments

#### Internet Payments can be made:

- Through your own Bank's web site (contact your bank for more information).
- Through the collection agent's web site.
- Ensure that your Eskom account number is used in the reference field at all times.



### Telephonic Payments

- Use your banks phone-in services to transfer payments to Eskom from your Bank account (contact your Bank for more information).
- Credit card payments can be made by calling the Eskom Contact Centre number given on the front of this bill.



### Multiple Account Payments

- If multiple payments are made to one account, please send a breakdown of each account together with amounts to the Contact Centre shown on the front of this bill. To prevent interest accruing, or disconnections on these accounts, schedules should be sent immediately.



### Postal Payments (No post-dated cheques will be accepted)

- Cheques, made payable to Eskom Holding SOC Ltd and marked "Not Transferable" between two parallel lines, can be mailed to the postal address shown on the front of this bill. Eskom does not support this channel and may charge for this channel of payment.
- For your own security, cash and cash cheques should not be sent through the post.
- Eskom will not be responsible for any loss sustained.

## BILL DELIVERY OPTIONS



- Accounts can be emailed directly to your email address in a secure 128 bit encrypted format.
- The electronic bill complies with SARS regulations
- To make use of this facility send an email to [customerservices@eskom.co.za](mailto:customerservices@eskom.co.za) stating your account number and required email address.
- Please note once the email option is selected you will no longer receive a printed copy of your bill.
- For small power users the bill is available on request in the official language of your choice.

### ACCOUNT NUMBER

### NAME

### POSTAL ADDRESS




### POSTAL CODE

### TELEPHONE NUMBER (BUS)

### TELEPHONE NUMBER (HOME)

### TELEPHONE NUMBER (CELL)

### E-MAIL ADDRESS

### FAX NUMBER

## GENERAL ACCOUNT INFORMATION

### Conditions

- Electricity services are supplied, and this bill is rendered, in terms of Eskom's conditions of contract, as amended from time to time.
- **Auto Increase in Debit Order Limit**  
As a service, Debit Order limits will be increased by the average rate increase as announced by Eskom.
- **Small power supplies:** in effecting payment pursuant to this invoice, I specifically agree that Eskom's Standard Prices (as amended and approved by the NERSA) and its Standard Conditions of Supply for Small Power users shall apply. Copies of the said documents are available on request from Eskom's Contact Centres. Any objection to the above shall be lodged with Eskom within 14 days of receipt of this invoice, which may result in Eskom terminating the supply.

### VAT Registration Number

- While we endeavour to ensure the information supplied is updated, Eskom Holdings Ltd accepts no responsibility for any incorrect VAT registration number of a CUSTOMER appearing on the invoice. Please advise Eskom of any change in your VAT registration number.

### Payment of Accounts

- Due Date means the date the electricity account is deemed to be received by the customer as provided for in the electricity supply agreement
- Final Payment Date means the date by when the customer's payment of the full invoiced amount must be reflected in Eskom's bank account, falling which interest will be charged, from the Due Date to the date of payment, on the outstanding amount.
- Accounts are due and payable when rendered. The due date on the account is in respect of the current month's electricity consumption.
- Estimated readings will be automatically adjusted after the next actual meter reading.
- Payments may not be deferred.
- If going away, please pay in advance to cover any accounts which may become due in your absence.
- If there is a delay in the receipt of your account, please pay an average amount based on your last account and advise Eskom accordingly.
- All payments that are more than R3 500 per account per month made by either a credit card, debit card or cash will attract a bank fee charge recovery which will be debited to your next bill of account.

### Late Payments, Non Payments & Disconnection

- Interest is payable on overdue accounts.
- Eskom is entitled to disconnect supply for non-payment.
- In the event of a disconnection and in addition to the repayment of all outstanding amounts due, a disconnection/visit fee and additional deposit will become payable.
- Meter tampering is a criminal offence, punishable by law. In addition, charges associated with damage to Eskom property will be for your account.
- Your agreement may not be taken over by a 3rd party. You are legally liable for all charges reflected on this bill.

### Accounts Handled Over for Collection

- Eskom has contracted to National Debt Collectors for accounts handed over.
- All payments for accounts handed over are still payable to Eskom.
- Should the customer pay the debt collector directly and not into Eskom's account, then Eskom will not be held liable.

**PLEASE ADVISE ESKOM IF ANY OF YOUR DETAILS CHANGE OR ARE INCORRECTLY REFLECTED ON THIS BILL. PLEASE PHONE, E-MAIL, FAX OR MAIL THE INFORMATION TO US. DETAILS ON FRONT OF BILL. USE TEAR OFF SLIP ALONGSIDE. THE INFORMATION AS STATED ABOVE IS AVAILABLE, ON REQUEST, IN THE OFFICIAL LANGUAGE OF YOUR CHOICE.**



# Proof of payment

Date: 22/01/2025 Time: 8:35:38 AM	
Profile name:	BEAUFORT WEST MUNICIPALITY
Match reference number:	1989041518
Reference number:	000000005038761743
Payment date:	21/01/2025
From account name:	*BEAUFORT WEST MUNICIPALITY
From account description:	*BEAUFORT WEST MUNICIPALITY
From account statement description:	15/20785*BEAUFORT WE
Beneficiary account / cell phone number:	340167430
Beneficiary/ Recipient name:	ESKOM-9646799000
Beneficiary statement description:	9646799000
Branch code:	632005
Amount:	47,257.85
Additional comments by payer:	

View your account to confirm that you have received this payment.

- All payments are subject to clearing rules.

Please refer to landing page for cut off times and telephone numbers.







Private Bag 582  
Beaufort West  
Beaufort West - 6970

PI 21/00038575

Tel: 023 414 8100  
Fax: 023 414 8105  
Email: [treasury@beaufortwestmun.co.za](mailto:treasury@beaufortwestmun.co.za)  
Website: [www.beaufortwestmun.co.za](http://www.beaufortwestmun.co.za)  
VAT Reg- 4000846388

### Sundry Invoice Detail

**Invoice Number** SP121/1/00019726/2024-2025  
**Invoice Date** 22/12/2024

**Vendor Name** ESKOM-6130350734  
**Vendor Number** SCM/2206  
**Company Type**

Vendor Invoice Number	Project Name	Project Item	Plan Item ID	Purchase Item	Quantity	Unit Price	Invoice Amount (Excl. VAT)	VAT	Invoice Amount (Incl. VAT)
INV613251040578	8030 - Electricity Programme_Electricity Administration Project	ESKOM IE 00200100100000000000000000000000	161242	Acc-6130350734	1.0000	R 53 799.25	R 53 799.25	R 8 069.89	R 61 869.14
<b>Total Amount</b>							<b>R 53 799.25</b>	<b>R 8 069.89</b>	<b>R 61 869.14</b>







WESTERN REGION  
PO BOX 377 BELVILLE 7535

CONTACT CENTRE: (0860) 037566  
FAX NO: 0862 437 566  
E-MAIL: customerservices@eskom.co.za  
WEB: WWW.ESKOM.CO.ZA

BEAUFORT WEST LOCAL MUNICIPALITY  
PRIVATE BAG X582  
BEAUFORT WEST  
6970

YOUR ACCOUNT NO	6130350734
BILLING DATE	2024-12-22
TAX INVOICE NO	613251040578
ACCOUNT MONTH	DECEMBER 2024
CURRENT DUE DATE	2025-01-21
VAT REG NO	4000846388
NOTIFIED MAX DEMAND	200.00
UTILISED CAPACITY	200.00

**CONSUMPTION DETAILS (2024-11-22 - 2024-12-21)**

ENERGY CONSUMPTION STD kWh	
ENERGY CONSUMPTION ALL kWh	15,961.71
DEMAND CONSUMPTION - OFF PEAK	15,961.71
DEMAND CONSUMPTION - PEAK	48.71
DEMAND READING - KW/KVA	49.35
LOAD FACTOR	49.35
	45.00

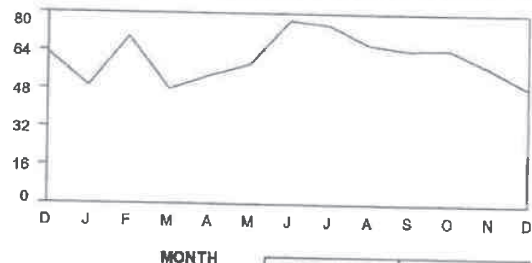
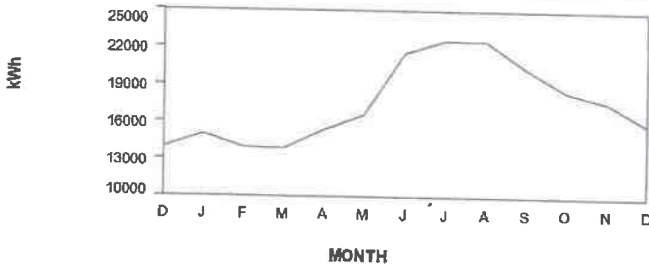
**EMISE ID NUMBER**

0982077957

TARIFF NAME: Nightsave Rural kVa Interval

ERF 2 FILE 1/3293/11

Administration Charge @ R57.32 per day for 30 days	R	1,719.60
Network Capacity Charge 200 kVA @ R27.08 : = R27.08/kVA	R	5,416.00
Network Demand Charge (All Periods) 15,962 kWh @ R0.5325 /kWh	R	8,499.77
Ancillary Service Charge 15,962 kWh @ R0.0082 /kWh	R	130.89
Low Season Energy Charge 15,962 kWh @ R1.269 /kWh	R	20,255.78
Energy Demand Charge 49.36 kVA @ R284.99 : = R284.99 /kVA	R	14,067.11
SERVICE CHARGE	R	3,710.10
<b>TOTAL CHARGES</b>	R	<b>53,799.25</b>



PAGE RUN NO	EE 24
BILL GROUP	
BILL PAGE	2 OF 2

## BILL PAYMENTS OPTIONS



### Debit Order

- Avoid queues, late payments, the risk of your service being disconnected and the possibility of having to pay interest.
- Should you choose to pay your account by debit order, please contact the Contact Centre on the number or address given on the front of this bill.
- You set a limit on your Debit Order, so that you can keep control.
- Should your Debit Order details change, please contact the Contact Centre on the number or address given on the front of this bill.



### Direct Deposits

- Make direct deposits or transfers at bank counters and ATM's.
- Eskom's banking details may be found on the front of this bill.
- Ensure that your Eskom account number is used as a reference for the Direct Deposit.



### Collection Agencies

#### Pay your bill at:

- Any Pick n Pay store, Hypermarkets, Family stores, Spar or any other retail outlet that provides EasyPay and Pay@ services.
- Shoprite/Checkers Money Market Kiosks and Foodworld stores.
- Take note that SAPO branches are utilized for payments by one of our main Agents
- Take your bill with you when making a payment through one of our Agencies.
- Please note that certain restrictions apply to the form of payments that may be tendered. (i.e. cash, cheques or credit cards, depending on the particular agency).



### Internet Payments

#### Internet Payments can be made:

- Through your own Bank's web site (contact your bank for more information).
- Through the collection agent's web site.
- Ensure that your Eskom account number is used in the reference field at all times.



### Telephonic Payments

- Use your banks phone-in services to transfer payments to Eskom from your Bank account (contact your Bank for more information).
- Credit card payments can be made by calling the Eskom Contact Centre number given on the front of this bill.



### Multiple Account Payments

- If multiple payments are made to one account, please send a breakdown of each account together with amounts to the Contact Centre shown on the front of this bill. To prevent interest accruing, or disconnections on these accounts, schedules should be sent immediately.



### Postal Payments (No post-dated cheques will be accepted)

- Cheques, made payable to Eskom Holding SOC Ltd and marked "Not Transferable" between two parallel lines, can be mailed to the postal address shown on the front of this bill. Eskom does not support this channel and may charge for this channel of payment.
- For your own security, cash and cash cheques should not be sent through the post.
- Eskom will not be responsible for any loss sustained.

## BILL DELIVERY OPTIONS



- Accounts can be emailed directly to your email address in a secure 128 bit encrypted format.
- The electronic bill complies with SARS regulations
- To make use of this facility send an email to customerservices@eskom.co.za stating your account number and required email address.
- Please note once the email option is selected you will no longer receive a printed copy of your bill.
- For small power users the bill is available on request in the official language of your choice.

### ACCOUNT NUMBER

### NAME

### POSTAL ADDRESS




### POSTAL CODE

### TELEPHONE NUMBER (BUS)

### TELEPHONE NUMBER (HOME)

### TELEPHONE NUMBER (CELL)

### E-MAIL ADDRESS

### FAX NUMBER

## GENERAL ACCOUNT INFORMATION

### Conditions

- Electricity services are supplied, and this bill is rendered, in terms of Eskom's conditions of contract, as amended from time to time.

### Auto Increase in Debit Order Limit

- As a service, Debit Order limits will be increased by the average rate increase as announced by Eskom.

- **Small power supplies:** in effecting payment pursuant to this invoice, I specifically agree that Eskom's Standard Prices (as amended and approved by the NERSA) and its Standard Conditions of Supply for Small Power users shall apply. Copies of the said documents are available on request from Eskom's Contact Centres. Any objection to the above shall be lodged with Eskom within 14 days of receipt of this invoice, which may result in Eskom terminating the supply.

### VAT Registration Number

- While we endeavour to ensure the information supplied is updated, Eskom Holdings Ltd accepts no responsibility for any incorrect VAT registration number of a CUSTOMER appearing on the invoice. Please advise Eskom of any change in your VAT registration number.

### Payment of Accounts

- Due Date means the date the electricity account is deemed to be received by the customer as provided for in the electricity supply agreement
- Final Payment Date means the date by when the customer's payment of the full invoiced amount must be reflected in Eskom's bank account, falling which interest will be charged, from the Due Date to the date of payment, on the outstanding amount.
- Accounts are due and payable when rendered. The due date on the account is in respect of the current month's electricity consumption.
- Estimated readings will be automatically adjusted after the next actual meter reading.
- Payments may not be deferred.
- If going away, please pay in advance to cover any accounts which may become due in your absence.
- If there is a delay in the receipt of your account, please pay an average amount based on your last account and advise Eskom accordingly.
- All payments that are more than R3 500 per account per month made by either a credit card, debit card or cash will attract a bank fee charge recovery which will be debited to your next bill of account.

### Late Payments, Non Payments & Disconnection

- Interest is payable on overdue accounts.
- Eskom is entitled to disconnect supply for non-payment.
- In the event of a disconnection and in addition to the repayment of all outstanding amounts due, a disconnection/visit fee and additional deposit will become payable.
- Meter tampering is a criminal offence, punishable by law. In addition, charges associated with damage to Eskom property will be for your account.
- Your agreement may not be taken over by a 3rd party. You are legally liable for all charges reflected on this bill.

### Accounts Handed Over for Collection

- Eskom has contracted to National Debt Collectors for accounts handed over.
- All payments for accounts handed over are still payable to Eskom.
- Should the customer pay the debt collector directly and not into Eskom's account, then Eskom will not be held liable.

**PLEASE ADVISE ESKOM IF ANY OF YOUR DETAILS CHANGE OR ARE INCORRECTLY REFLECTED ON THIS BILL. PLEASE PHONE, E-MAIL, FAX OR MAIL THE INFORMATION TO US. DETAILS ON FRONT OF BILL. USE TEAR OFF SLIP ALONGSIDE.**

**THE INFORMATION AS STATED ABOVE IS AVAILABLE, ON REQUEST, IN THE OFFICIAL LANGUAGE OF YOUR CHOICE.**

Profile name:	Date: 22/01/2025 Time: 8:35:38 AM
Batch reference number:	BEAUFORT WEST MUNICIPALITY
Reference number:	1989041518
Payment date:	000000005038761744
From account name:	21/01/2025
From account description:	*BEAUFORT WEST MUNICIPALITY
From account statement description:	*BEAUFORT WEST MUNICIPALITY
Beneficiary account / cell phone number:	15/20786*BEAUFORT WE
Beneficiary/ Recipient name:	340167430
Beneficiary statement description:	ESKOM-6130350734
Branch code:	6130350734
Amount:	632005
Additional comments by payer:	61,869.14

View your account to confirm that you have received this payment.

- All payments are subject to clearing rules.

Please refer to landing page for cut off times and telephone numbers.





Private Bag 582  
Beaufort West  
Beaufort West - 6970

Tel: 023 414 8100  
Fax: 023 414 8105  
Email: treasury@beaufortwestmun.co.za  
Website: www.beaufortwestmun.co.za  
VAT Reg:- 4000846388

### Payment Instruction Detail

Status - Awaiting Payment Approval									
Payment Instruction Number	Payment Instruction Date	Payment Id	Doc Number	Payment Type	Transaction Type	Cashbook	Payment Due Date	Total Payment Amount	Outstanding Payment Amount
PI01/22/00038533/2024-2025	22/01/2025	38533	15/20794	Normal	Exp - Direct Payment EFT	Nedbank 2025	30/12/2024	R 46 535.42	R 46 535.42

#### VENDOR DETAILS

Vendor Name	Vendor Number	Bank	Account Number	Branch Code	Account Type	Payment Reference
ESKOM-524579356	SCM/2205	ABSA BANK LIMITED	340167430	632005	Cheque/Current Account	ESKOM-5245794356

#### INVOICE DETAILS

Invoice Number	Vendor/Creditor Invoice Number	Vendor Invoice Date	Goods/Service Description	Invoice Amount (excl. VAT)	VAT	Invoice Amount (Incl. VAT)	Reason for Late Payment
SPI22/1/00019735/2024-2025	INV524804719229	30/11/2024	Electricity Programme Electricity Administration Project / ESKOM / elektries/5245794356	R 40 465.58	R 6 069.84	R 46 535.42	

Private Bag 582  
Beaufort West  
Beaufort West - 6970

Tel: 023 414 8100  
Fax: 023 414 8105  
Email: treasury@beaufortwestmun.co.za  
Website: www.beaufortwestmun.co.za  
VAT Reg- 4000846388

### Sundry Invoice Detail

**Invoice Number** SPT22/1/00019735/2024-2025 **Vendor Name** ESKOM-524579356

**Invoice Date** 30/11/2024 **Vendor Number** SCM/2205

**Company Type**

Vendor Invoice Number	Project Name	Project Item	Plan Item ID	Purchase Item	Quantity	Unit Price	Invoice Amount (Excl. VAT)	VAT	Invoice Amount (Incl. VAT)
INV524604719229	8030 - Electricity Programme_Electricity Administration Project	ESKOM IE0020010010000000000000000000000000	161242	elektries/5245794356	1.0000	R 40 465.58	R 40 465.58	R 6 069.84	R 46 535.42
<b>Total Amount</b>							<b>R 40 465.58</b>	<b>R 6 069.84</b>	<b>R 46 535.42</b>

due 29.01.25  
pd



**MUNISIPALITEIT / MUNICIPALITY**  
**BEAUFORT-WES/BEAUFORT WEST/BHOBHOFOLO**  
Kantoor van die Munisipale Bestuurder / Office of the Municipal Manager

**MAGTIGING VIR BETALING (TOT R200 000.00)**

Hiermee verleen ek **LUZUKO NQOTOLA** Direkteur Infrastruktuur,  
goedkeuring vir die betaling van R .....

aan:

GOEDKEUR	✓
NIE GOEDGEKEUR	

**L. NQOTOLA**  
**DIREKTEUR: INFRASTRUKTUUR**

**AUTHORISATION FOR PAYMENT (UP TO R200 000.00)**

I, **LUZUKO NQOTOLA** Director Infrastructure,  
hereby approve the payment of R. 46.535 = 44  
to ... Eskom: Nelspoort SP Town  
# 5245794356

APPROVED	✓
DISAPPROVED	

**L. NQOTOLA**  
**DIRECTOR: INFRASTRUCTURE**



WESTERN REGION  
PO BOX 377 BELVILLE 7535



ESKOM HOLDINGS SOC LTD REG NO 2002/015527/30  
VAT REG NO 4740101508

CONTACT CENTRE: (0860) 037566  
FAX NO: 0862 437 566  
E-MAIL: customerservices@eskom.co.za  
WEB: WWW.ESKOM.CO.ZA

BEAUFORT WEST LOCAL MUNICIPALITY  
PRIVATE BAG X582  
BEAUFORT WEST  
6970

YOUR ACCOUNT NO	5245794356
SECURITY HELD	34700.01
BILLING DATE	2024-12-30
TAX INVOICE NO	524804719229
ACCOUNT MONTH	DECEMBER 2024
CURRENT DUE DATE	2025-01-29
VAT REG NO	4000846388

CUSTOMER SELF SERVICE WEBSITE  
Provincial email listed below

WESTERN REGION  
PO BOX 377 BELVILLE 7535

DIRECT DEPOSIT DETAIL

BANK: ABSA  
BRANCH CODE: 334110  
BANK ACC NO: 34016743

TAX INVOICE

E-MAIL: eskomaccounts@beaufortwestmun.co.za

ACCOUNT TRANSACTION SUMMARY			
ADMINISTRATION CHARGE		R	1,719.60
DIST. NETWORK CAPACITY CHARGE		R	5,416.00
NETWORK DEMAND CHARGE (C/KWH) (ALL)		R	5,471.97
ANCILLARY SERVICE (ALL)		R	84.26
ENERGY CHARGE (STD)	10,276.00	R	13,040.24
DEMAND CHARGE	38.68	R	11,023.41
SERVICE CHARGE		R	3,710.10
<b>TOTAL CHARGES FOR BILLING PERIOD</b>		R	<b>40,465.58</b>
ACCOUNT SUMMARY FOR DECEMBER 2024			
BALANCE BROUGHT FORWARD	(Due Date 2024-12-23)	R	58,536.84
PAYMENT(S) RECEIVED	ACB Payment - 2024-12-20	R	-58,536.62
TOTAL CHARGES FOR BILLING PERIOD		R	40,465.58
VAT RAISED ON ITEMS AT 14%		R	0.00
VAT RAISED ON ITEMS AT 15%		R	6,069.84
<b>CURRENT</b>			<b>46,535.42</b>
		<b>TOTAL DUE</b>	<b>R 46,535.44</b>
ARREARS			
>90 DAYS	61-90 DAYS	31-60 DAYS	16-30 DAYS
0.00	0.00	0.02	0.00

ACCOUNT NO / REFERENCE NO	
5245794356	
NAME	
BEAUFORT WEST LOCAL	
FAX NUMBER	
0234148105	
	7100 1524 5794 3564



27215700152457943566



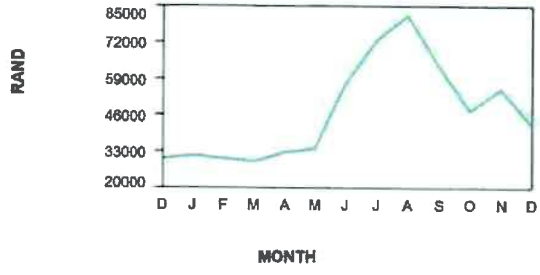
9207 2524 5794 3569



**TOTAL AMOUNT DUE**  
**46,535.44**

PAYMENT ARRANGEMENT	
INSTALMENT	
ARREARS	0.00
DUE DATE	2025-01-29
AMOUNT PAID	

LATE PAYMENT CHARGES WILL BE  
ADDED TO OVERDUE ACCOUNT



PAGE RUN NO	EE 28
BILL GROUP	
BILL PAGE	1 OF 2





# Proof of payment

Date: 23/01/2025 Time: 3:27:21 PM

Profile name:	BEAUFORT WEST MUNICIPALITY
Batch reference number:	1989610816
Reference number:	00000005040183812
Payment date:	22/01/2025
From account name:	*BEAUFORT WEST MUNICIPALITY
From account description:	*BEAUFORT WEST MUNICIPALITY
From account statement description:	15/20794*ESKOM-52457
Beneficiary account / cell phone number:	340167430
Beneficiary/ Recipient name:	ESKOM-524579356
Beneficiary statement description:	5245794356
Branch code:	632005
Amount:	46,535.42
Additional comments by payer:	

Please view your account to confirm that you have received this payment.

All payments are subject to clearing rules.

Please refer to landing page for cut off times and telephone numbers.





Private Bag 582  
Beaufort West  
Beaufort West - 6970

Tel: 023 414 8100  
Fax: 023 414 8105  
Email: [treasury@beaufortwestimuh.co.za](mailto:treasury@beaufortwestimuh.co.za)  
Website: [www.beaufortwestimuh.co.za](http://www.beaufortwestimuh.co.za)  
VAT Reg:- 4000846368

## Payment Instruction Detail

Status - Awaiting Payment Approval									
Payment Instruction Number	Payment Instruction Date	Payment Instruction Id	Doc Number	Payment Type	Transaction Type	Cashbook	Payment Due Date	Total Payment Amount	Outstanding Payment Amount
PI01/22/00038532/2024-2025	22/01/2025	38532	15/20793	Normal	Exp - Direct Payment EFT	Medbank 2025	22/01/2025	R 74 503.67	R 74 503.67

### VENDOR DETAILS

Vendor Name	Vendor Number	Bank	Account Number	Branch Code	Account Type	Payment Reference
ESKOM-7044326000	SCM/2207	ABSA BANK LIMITED	340167430	632005	Cheque/Current Account	ESKOM-7044326000

### INVOICE DETAILS

Invoice Number	Vendor/Creditor Invoice Number	Vendor Invoice Date	Goods/Service Description	Invoice Amount (excl. VAT)	VAT	Invoice Amount Reason for Late Payment
SP122/1/00019734/2024-2025	INV704326420120	23/12/2024	Electricity Programme, Electricity Administration Project / ESKOM / elektrnes/7044326000	R 64 785.80	R 9 717.87	R 74 503.67



CLF: 22.01.2025

pd



**MUNISIPALITEIT / MUNICIPALITY**  
**BEAUFORT-WES/BEAUFORT WEST/BHOBHOFOLO**  
Kantoor van die Munisipale Bestuurder / Office of the Municipal Manager

**MAGTIGING VIR BETALING (TOT R200 000.00)**

Hiermee verleen ek ~~LUZUKO NQOTOLA~~ Direkteur Infrastruktuur,  
goedkeuring vir die betaling van R .....

aan:

GOEDKEUR	<input checked="" type="checkbox"/>
NIE GOEDGEKEUR	<input type="checkbox"/>

\_\_\_\_\_  
**L. NQOTOLA**  
**DIREKTEUR: INFRASTRUKTUUR**

**AUTHORISATION FOR PAYMENT (UP TO R200 000.00)**

I, **LUZUKO NQOTOLA** Director Infrastructure,

hereby approve the payment of R. 74 503=71

to Eskom :- NT Town, Nelspoort

# 7044356000

APPROVED	<input type="checkbox"/>
DISAPPROVED	<input type="checkbox"/>

  
\_\_\_\_\_

**L. NQOTOLA**  
**DIRECTOR: INFRASTRUCTURE**



ESKOM HOLDINGS SOC LTD REG NO 2002/015527/30  
VAT REG NO 4740101508

BEAUFORT WEST LOCAL MUNICIPALITY  
PRIVATE BAG X582  
BEAUFORT WEST  
6970

WESTERN REGION  
PO BOX 377 BELVILLE 7535

CONTACT CENTRE: (0860) 037566  
FAX NO: 0862 437 566  
E-MAIL: customerservices@eskom.co.za  
WEB: WWW.ESKOM.CO.ZA



CUSTOMER SELF SERVICE WEBSITE  
Provincial email listed below

WESTERN REGION  
PO BOX 377 BELVILLE 7535

DIRECT DEPOSIT DETAIL

BANK: ABSA  
BRANCH CODE: 334110  
BANK ACC NO: 340167430

YOUR ACCOUNT NO	7044326000
SECURITY HELD	41000.00
BILLING DATE	2024-12-23
TAX INVOICE NO	704326420120
ACCOUNT MONTH	DECEMBER 2024
CURRENT DUE DATE	2025-01-22
VAT REG NO	4000846388

TAX INVOICE

E-MAIL: eskomaccounts@beaufortwestmun.co.za

ACCOUNT TRANSACTION SUMMARY

ADMINISTRATION CHARGE	R	1,778.92
DIST. NETWORK CAPACITY CHARGE	R	4,062.00
NETWORK DEMAND CHARGE (C/KWH) (ALL)	R	11,588.80
ANCILLARY SERVICE (ALL)	R	178.46
ENERGY CHARGE (STD)	21,763.00	R 27,617.25
DEMAND CHARGE	55.19	R 15,728.60
SERVICE CHARGE	R	3,833.77

TOTAL CHARGES FOR BILLING PERIOD R 64,786.80

ACCOUNT SUMMARY FOR DECEMBER 2024

BALANCE BROUGHT FORWARD	(Due Date 2024-12-23)	R	73,681.37
PAYMENT(S) RECEIVED	ACB Payment - 2024-12-20	R	-73,681.33
TOTAL CHARGES FOR BILLING PERIOD		R	64,786.80
VAT RAISED ON ITEMS AT 14%		R	0.00
VAT RAISED ON ITEMS AT 15%		R	9,717.67

ACCOUNT NO / REFERENCE NO

7044326000
NAME
BEAUFORT WEST LOCAL
FAX NUMBER
0234148105
UNIPAY 7100 1704 4326 0000



*Handwritten signature*

CURRENT	74,503.67	TOTAL DUE	R	74,503.71			
ARREARS							
>90 DAYS	0.00	61-90 DAYS	0.00	31-60 DAYS	0.04	16-30 DAYS	0.00

27215700170443260002



9207 2704 4326 0005



TOTAL AMOUNT DUE

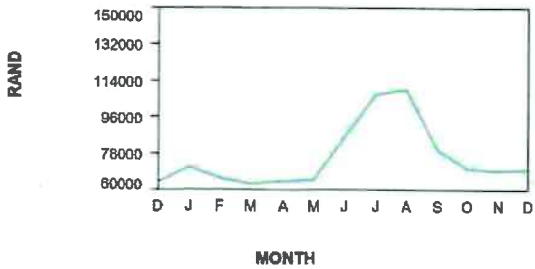
74,503.71

PAYMENT ARRANGEMENT

INSTALMENT	
ARREARS	0.00
DUE DATE	2025-01-22
AMOUNT PAID	

LATE PAYMENT CHARGES WILL BE ADDED TO OVERDUE ACCOUNT

PAGE RUN NO	EE 257
BILL GROUP	
BILL PAGE	1 OF 2



Date: 23/01/2025 Time: 3:27:21 PM	
Profile name:	BEAUFORT WEST MUNICIPALITY
Attachment reference number:	1989610816
Reference number:	00000005040183811
Payment date:	22/01/2025
From account name:	*BEAUFORT WEST MUNICIPALITY
From account description:	*BEAUFORT WEST MUNICIPALITY
From account statement description:	15/20793*ESKOM-70443
Beneficiary account / cell phone number:	340167430
Beneficiary / Recipient name:	ESKOM-7044328000
Beneficiary statement description:	7044328000
Branch code:	632005
Amount:	74,503.67
Additional comments by payer:	

View your account to confirm that you have received this payment.

- . payments are subject to clearing rules.

Please refer to landing page for cut off times and telephone numbers.

P 10/24/0038558

20819

10/01/2025

ESKOM ESKOM 5575899099

- 520,757.78



Debit order



NORTH WESTERN REGION  
PRIVATE BAG X16 WESTVILLE 3630



ESKOM HOLDINGS SOC LTD REG NO 2002/015527/30  
VAT REG NO 4740101508

CONTACT CENTRE: (0860) 037566  
FAX NO: 0862 437 566  
E-MAIL: customerservices@eskom.co.za  
WEB: WWW.ESKOM.CO.ZA

MUNICIPALITY BEAUFORT WEST  
PRIVATE BAG X582  
BEAUFORT WEST  
6970

YOUR ACCOUNT NO	5575899099
SECURITY HELD	719643.95
BILLING DATE	2024-12-11
TAX INVOICE NO	557077021845
ACCOUNT MONTH	DECEMBER 2024
CURRENT DUE DATE	2025-01-10
VAT REG NO	4000846388

CUSTOMER SELF SERVICE WEBSITE  
Provincial email listed below

NORTH WESTERN REGION  
PRIVATE BAG X16 WESTVILLE 3630

DIRECT DEPOSIT DETAIL	
BANK:	First National Bank
BRANCH CODE:	223626
BANK ACC NO:	55070067316

### TAX INVOICE

E-MAIL: eskomaccounts@beaufortwestmun.co.za

#### ACCOUNT TRANSACTION SUMMARY

ADMINISTRATION CHARGE	R	2,639.10	
DIST. NETWORK CAPACITY CHARGE	R	31,167.00	
NETWORK DEMAND CHARGE (C/KWH) (ALL)	R	103,186.85	
ANCILLARY SERVICE (ALL)	R	1,815.73	
ENERGY CHARGE (STD)	86,532.00	R	128,828.84
ENERGY CHARGE (PEAK)	38,047.00	R	82,288.05
ENERGY CHARGE (OFF)	96,852.00	R	91,496.08
SERVICE CHARGE	R	11,413.20	
<b>TOTAL CHARGES FOR BILLING PERIOD</b>	<b>R</b>	<b>452,834.85</b>	

#### ACCOUNT SUMMARY FOR DECEMBER 2024

BALANCE BROUGHT FORWARD	(Due Date 2024-12-11)	R	500,693.08
PAYMENT(S) RECEIVED	Autopay Current/Cheque Account - 2024-12-11	R	-500,693.08
TOTAL CHARGES FOR BILLING PERIOD		R	452,834.85
ADJUSTMENT	AUTO PAY DISCOUNT	R	-2.00
VAT RAISED ON ITEMS AT 14%		R	0.00
VAT RAISED ON ITEMS AT 15%		R	67,924.93



*Handwritten signature*

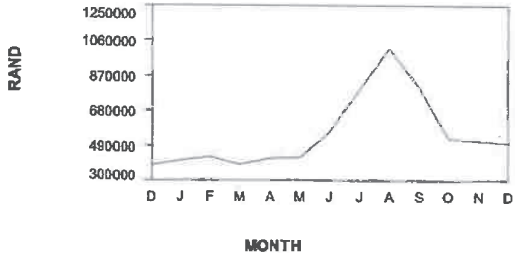
CURRENT	TOTAL DUE		R	520,757.78
520,757.78	ARREARS			
>90 DAYS	61-90 DAYS	31-60 DAYS	16-30 DAYS	
0.00	0.00	0.00	0.00	

ACCOUNT NO / REFERENCE NO	5575899099
NAME	MUNICIPALITY BEAUFORT WEST
FAX NUMBER	0498440271
unipay 7100 1557 5899 0994	

27215700155758990996



TOTAL AMOUNT DUE	520,757.78
------------------	------------



PAYMENT ARRANGEMENT	
INSTALMENT	
ARREARS	0.00
DUE DATE	2025-01-10
AMOUNT PAID	

PAGE RUN NO	EP 12
BILL GROUP	
BILL PAGE	1 OF 2

LATE PAYMENT CHARGES WILL BE  
ADDED TO OVERDUE ACCOUNT



NORTH WESTERN REGION  
PRIVATE BAG X16 WESTVILLE 3630



ESKOM HOLDINGS SOC LTD REG NO 2002/015527/30  
VAT REG NO 4740101508

CONTACT CENTRE: (0860) 037566  
FAX NO: 0862 437 566  
E-MAIL: customerservice@eskom.co.za  
WEB: WWW.ESKOM.CO.ZA

MUNICIPALITY BEAUFORT WEST  
PRIVATE BAG X582  
BEAUFORT WEST  
6970

YOUR ACCOUNT NO	5575899099
SECURITY HELD	719643.95
BILLING DATE	2024-12-11
TAX INVOICE NO	557077021845
ACCOUNT MONTH	DECEMBER 2024
CURRENT DUE DATE	2025-01-10
VAT REG NO	4000846388

CUSTOMER SELF SERVICE WEBSITE  
Provincial email listed below

NORTH WESTERN REGION  
PRIVATE BAG X16 WESTVILLE 3630

DIRECT DEPOSIT DETAIL	
BANK:	First National Bank
BRANCH CODE:	223626
BANK ACC NO:	55070067316


## TAX INVOICE

E-MAIL: eskomaccounts@beaufortwestmun.co.za

ACCOUNT TRANSACTION SUMMARY			
ADMINISTRATION CHARGE		R	2,839.10
DIST. NETWORK CAPACITY CHARGE		R	31,167.00
NETWORK DEMAND CHARGE (C/KWH) (ALL)		R	103,186.85
ANCILLARY SERVICE (ALL)		R	1,815.73
ENERGY CHARGE (STD)	86,532.00	R	128,828.84
ENERGY CHARGE (PEAK)	38,047.00	R	82,288.05
ENERGY CHARGE (OFF)	96,852.00	R	91,496.08
ERVICE CHARGE		R	11,413.20
<b>TOTAL CHARGES FOR BILLING PERIOD</b>		R	<b>452,834.85</b>
ACCOUNT SUMMARY FOR DECEMBER 2024			
BALANCE BROUGHT FORWARD	(Due Date 2024-12-11)	R	500,693.08
PAYMENT(S) RECEIVED	Autopay Current/Cheque Account - 2024-12-11	R	-500,693.08
TOTAL CHARGES FOR BILLING PERIOD		R	452,834.85
ADJUSTMENT	AUTO PAY DISCOUNT	R	-2.00
VAT RAISED ON ITEMS AT 14%		R	0.00
VAT RAISED ON ITEMS AT 15%		R	67,924.93
<b>CURRENT</b>			
520,757.78		<b>TOTAL DUE</b>	<b>R 520,757.78</b>
<b>ARREARS</b>			
<b>&gt;90 DAYS</b>	<b>61-90 DAYS</b>	<b>31-60 DAYS</b>	<b>16-30 DAYS</b>
0.00	0.00	0.00	0.00

ACCOUNT NO / REFERENCE NO	5575899099
NAME	MUNICIPALITY BEAUFORT WEST
FAX NUMBER	0498440271
7100 1557 5899 0994	

27215700155758990996



9207 2557 5899 0999

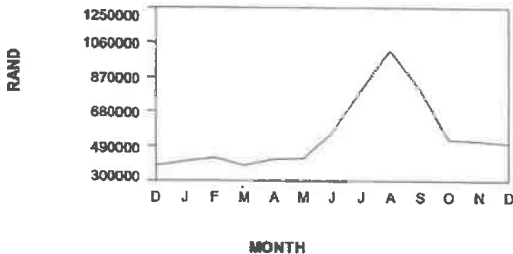


<b>TOTAL AMOUNT DUE</b>
<b>520,757.78</b>

<b>PAYMENT ARRANGEMENT</b>	
INSTALMENT	0.00
ARREARS	0.00
DUE DATE	2025-01-10
AMOUNT PAID	

LATE PAYMENT CHARGES WILL BE  
ADDED TO OVERDUE ACCOUNT

PAGE RUN NO	EP 12
BILL GROUP	
BILL PAGE	1 OF 2





NORTH WESTERN REGION  
PRIVATE BAG X16 WESTVILLE 3630

CONTACT CENTRE: (0860) 037566

FAX NO: 0862 437 566

E-MAIL: customerservices@eskom.co.za

WEB: WWW.ESKOM.CO.ZA

MUNICIPALITY BEAUFORT WEST  
PRIVATE BAG X582  
BEAUFORT WEST  
6970

YOUR ACCOUNT NO	5575899099
BILLING DATE	2024-12-11
TAX INVOICE NO	557077021845
ACCOUNT MONTH	DECEMBER 2024
CURRENT DUE DATE	2025-01-10
VAT REG NO	4000846388
NOTIFIED MAX DEMAND	900.00
UTILISED CAPACITY	900.00

**CONSUMPTION DETAILS (2024-11-10 - 2024-12-09)**

ENERGY CONSUMPTION OFF PEAK KWH	96,851.53
ENERGY CONSUMPTION STD KWH	86,532.08
ENERGY CONSUMPTION PEAK KWH	38,047.07
ENERGY CONSUMPTION ALL KWH	221,431.68
DEMAND READING - KW/KVA	487.71
REACTIVE ENERGY - OFF PEAK	63,387.42
REACTIVE ENERGY - STD	49,186.84
REACTIVE ENERGY - PEAK	19,386.27
REACTIVE ENERGY - ALL	131,840.53
LOAD FACTOR	66.00

**PREMISE ID NUMBER**

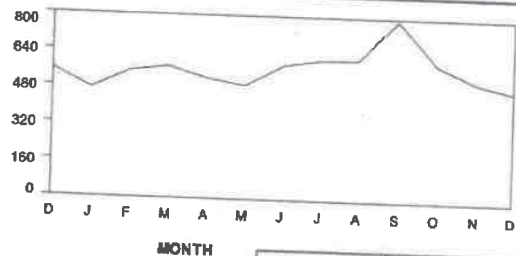
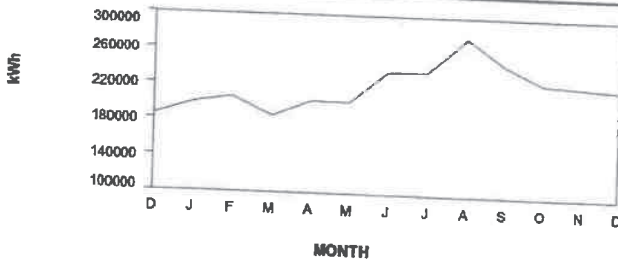
5575899688

TARIFF NAME: Ruraflex Interval

OBS49 MUNICIPALITEIT MURRAYSBURG BULK SUPPLY

OBS49

Administration Charge @ R87.97 per day for 30 days	R	2,639.10
Network Capacity Charge 900 kVA @ R34.63 : = R34.63/kVA	R	31,167.00
Network Demand Charge (All Periods) 221,431 kWh @ R0.466 /kWh	R	103,186.85
Ancillary Service Charge 221,431 kWh @ R0.0082 /kWh	R	1,815.73
Low Season Standard Energy Charge 86,532 kWh @ R1.4888 /kWh	R	128,828.84
Low Season Peak Energy Charge 38,047 kWh @ R2.1628 /kWh	R	82,288.06
Low Season Off Peak Energy Charge 96,852 kWh @ R0.9447 /kWh	R	91,496.08
<b>SERVICE CHARGE</b>	R	11,413.20
<b>TOTAL CHARGES</b>	R	<b>452,834.85</b>



PAGE RUN NO	EP 13
BILL GROUP	
BILL PAGE	2 OF 2



## Statement Enquiry

Date: 14/01/2025 Time: 3:31:08 PM

Account description: \*BEAUFORT WEST MUNICIPALITY

Account number: 1074280318

Statement: 27667

Date	Transactions	Debit	Credit	Balance	VAT # ENC *
10/01/2025	OORGEBRING			1,287,384.24	
10/01/2025	2500802950017017 Property Mana		103,661.94	1,391,046.18	
10/01/2025	ESKOM ESKOM 5575899099	-520,757.78		870,288.40	
10/01/2025	BIDVEST TRSBIDVEST BANK	-6,093.29		864,195.11	
10/01/2025	EASYPAY EASYP 4458000002	-670.51		863,524.60	
10/01/2025	NEDLNK DPHILLS 00190138 1498		2,631.43	866,156.03	
10/01/2025	NEDLNK DPRUSTD 00190137 2213		1,500.00	867,656.03	
10/01/2025	NEDLNK DPNIEUV 00190139 942		614.00	868,270.03	
10/01/2025	OORGEDRA			868,270.03	

### Notice

Whilst every effort has been made to ensure that the information on this statement is accurate, Nedbank Limited takes no responsibility for any loss or damage suffered by any person as a result of their reliance upon the information contained in this statement and the contents should be verified against the final statement to be provided by Nedbank to the client.

# - VAT is applicable for this transaction

\* - Uncleared Effect (ENC) is applicable for this transaction



PIA13060038563

**BEAUFORT-WES - BEAUFORT WEST - BHOBHOFOLO  
MUNISIPALITEIT - MUNICIPALITY - U MASIPALA WASE**

**DEPARTEMENT: FINANSIËLE DIENSTE / DEPARTMENT: FINANCIAL SERVICES  
ELEKTRONIESE BETALING / ELECTRONIC PAYMENT(EFT)  
BETALINGSADVIES / PAYMENT VOUCHER**

Tel # 023 414 8100

BTW/ VAT #: 40008 46 388

Privaatsak/Private Bag 582  
Beaufort-Wes/West 6970

E-mail: treasury@beaufortwestmun.co.za

DT AAN:

Vendor Code

SCM/406

DT TO:

**ESKOM**

Verw. / Ref. #

Bewys / Voucher #

20824

Code

Besending/ Batch #

EE 250201

Bank

Orlette: 086 662 5576

Datum/Date

2025/02/01

Noel: 086 663 4978/Elektries

Palet / Inv #	email:lourens.conradie@eskom.co.za	
<b>ACC NO: 5395201346 - INV539236905916</b>		
<b>DECEMBER 2024</b>		
		<b>R 8,040,476.05</b>
		<b>R 8,040,476.05</b>

	Pos / Vote #	Bedrag / Amount	Totaal / Total
	8030	R 8,040,476.05	
<b>Totaal Debiete</b>		R 8,040,476.05	
BANK	8980 2500 0000	Kt / Ct	R 8,040,476.05



Korrek Gesertifiseer  
Certified Correct

^^ Prepared By \_\_\_\_\_

Approval for Payment signed by CFO \_\_\_\_\_





WESTERN REGION  
PO BOX 377 BELVILLE 7535



ESKOM HOLDINGS SOC LTD REG NO 2002/015527/30  
VAT REG NO 4740101508

CONTACT CENTRE: (0860) 037566  
FAX NO: 0862 437 566  
E-MAIL: customerservices@eskom.co.za  
WEB: WWW.ESKOM.CO.ZA

BEAUFORT WEST LOCAL MUNICIPALITY  
ATT CHIEF FINANCIAL OFFICER  
PRIVATE BAG X582  
BEAUFORT WEST  
6970

YOUR ACCOUNT NO	5395201346
SECURITY HELD	0.01
BILLING DATE	2025-01-02
TAX INVOICE NO	539236905916
ACCOUNT MONTH	DECEMBER 2024
CURRENT DUE DATE	2025-02-01
VAT REG NO	4000846388

CUSTOMER SELF SERVICE WEBSITE  
Provincial email listed below

WESTERN REGION  
PO BOX 377 BELVILLE 7535

DIRECT DEPOSIT DETAIL

BANK: ABSA  
BRANCH CODE: 334110  
BANK ACC NO: 340167430

TAX INVOICE

E-MAIL: eskomaccounts@beaufortwestmun.co.za

ACCOUNT TRANSACTION SUMMARY

RCC / SCC CONNECTION CHARGE		R	3,503.61
ADMINISTRATION CHARGE		R	5,621.54
TRANSMISSION NETWORK CAPACITY		R	318,800.00
DIST. NETWORK CAPACITY CHARGE		R	231,000.00
NETWORK DEMAND CHARGE		R	172,293.70
URBAN LOW VOLTAGE SUBSIDY		R	565,800.00
ANCILLARY SERVICE (ALL)		R	29,899.77
ENERGY CHARGE (STD)	1,474,431.00	R	2,040,022.73
ENERGY CHARGE (PEAK)	591,563.00	R	1,189,278.26
ENERGY CHARGE (OFF)	2,029,864.00	R	1,781,205.66
ELECTRIFICATION AND RURAL SUBS (ALL)		R	641,821.11
SERVICE CHARGE		R	12,471.92

TOTAL CHARGES FOR BILLING PERIOD R 6,991,718.30

ACCOUNT SUMMARY FOR DECEMBER 2024

BALANCE BROUGHT FORWARD (Due Date 2025-01-02)	R	83,278,557.25
TOTAL CHARGES FOR BILLING PERIOD	R	6,991,718.30
VAT RAISED ON ITEMS AT 14%	R	0.00
VAT RAISED ON ITEMS AT 15%	R	1,048,757.75



ACCOUNT NO / REFERENCE NO

5395201346

NAME

BEAUFORT WEST LOCAL

FAX NUMBER

0234148105

Unipay 7100 1539 5201 3465

27215700153952013467



9207 2539 5201 3460



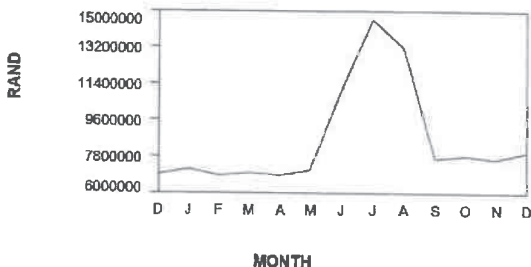
CURRENT		
8,040,476.05	TOTAL DUE	R 91,319,033.30

ARREARS			
>90 DAYS	61-90 DAYS	31-60 DAYS	16-30 DAYS
67,661,936.79	7,897,779.76	7,718,840.70	0.00

Total outstanding debt must be settled immediately, subject to disconnection without further notice

TOTAL AMOUNT DUE

91,319,033.30



PAYMENT ARRANGEMENT

INSTALMENT

0.00

ARREARS (Due immediately)

83,278,557.2

DUE DATE (For Current Amount)

2025-02-01

AMOUNT PAID

LATE PAYMENT CHARGES WILL BE  
ADDED TO OVERDUE ACCOUNT

PAGE RUN NO	EE 17
BILL GROUP	
BILL PAGE	1 OF 2



WESTERN REGION  
PO BOX 377 BELVILLE 7535

CONTACT CENTRE: (0860) 037566

FAX NO: 0862 437 566

E-MAIL: customerservices@eskom.co.za

WEB: WWW.ESKOM.CO.ZA

BEAUFORT WEST LOCAL MUNICIPALITY  
ATT CHIEF FINANCIAL OFFICER  
PRIVATE BAG X582  
BEAUFORT WEST  
6970

YOUR ACCOUNT NO	5395201346
BILLING DATE	2025-01-02
TAX INVOICE NO	539236905916
ACCOUNT MONTH	DECEMBER 2024
CURRENT DUE DATE	2025-02-01
VAT REG NO	4000846388
NOTIFIED MAX DEMAND	20,000.00
UTILISED CAPACITY	20,000.00

**CONSUMPTION DETAILS (2024-12-01 - 2024-12-31)**

ENERGY CONSUMPTION OFF PEAK kWh	2,029,864.31
ENERGY CONSUMPTION STD kWh	1,474,431.17
ENERGY CONSUMPTION PEAK kWh	591,563.25
ENERGY CONSUMPTION ALL kWh	4,095,858.73
DEMAND CONSUMPTION - OFF PEAK	7,817.92
DEMAND CONSUMPTION - STD	8,062.41
DEMAND CONSUMPTION - PEAK	8,031.32
DEMAND READING - kW/KVA	8,062.41
REACTIVE ENERGY - OFF PEAK	190,640.24
REACTIVE ENERGY - STD	236,668.52
REACTIVE ENERGY - PEAK	82,990.90
LOAD FACTOR	69.00

**PREMISE ID NUMBER**

5395201216

TARIFF NAME: Megaflex

BEAUFORT WES MUNIC 1/3210 REMOTE DROERIVIER

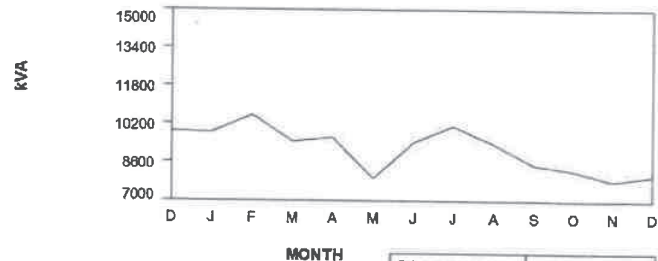
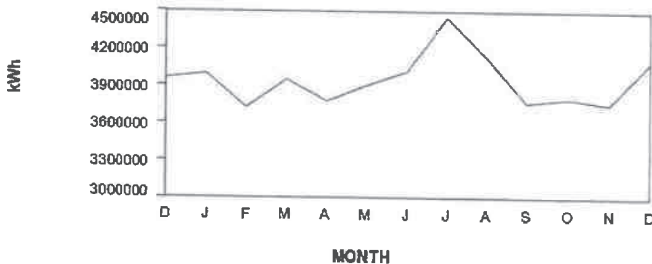
Administration Charge @ R181.34 per day for 31 days	R	5,621.54
TX Network Capacity Charge 20,000 kVa @ R15.94 : = R15.94/kVa	R	318,800.00
Network Capacity Charge 20,000 kVA @ R11.55 : = R11.55/kVA	R	231,000.00
Network Demand Charge 8,062.41 kVA @ R21.37 : = R21.37 /kVA	R	172,293.70
Urban Low Voltage Subsidy 20,000 kVa @ R28.29 : = R28.29/kVA	R	565,800.00
Ancillary Service Charge 4,095,859 kWh @ R0.0073 /kWh	R	29,899.77
Low Season Standard Energy Charge 1,474,431 kWh @ R1.3836 /kWh	R	2,040,022.73
Low Season Peak Energy Charge 591,563 kWh @ R2.0104 /kWh	R	1,189,278.26
Low Season Off Peak Energy Charge 2,029,864 kWh @ R0.8775 /kWh	R	1,781,205.66
Electrification and Rural Subsidy 4,095,859 kWh @ R0.1567 /kWh	R	641,821.11
Standard Connection Charge R3,503.61	R	3,503.61

**SERVICE CHARGE**

R 12,471.92

**TOTAL CHARGES**

R 6,991,718.30



PAGE RUN NO	EE 18
BILL GROUP	
BILL PAGE	2 OF 2

## BILL PAYMENTS OPTIONS



### Debit Order

- Avoid queues, late payments, the risk of your service being disconnected and the possibility of having to pay interest.
- Should you choose to pay your account by debit order, please contact the Contact Centre on the number or address given on the front of this bill.
- You set a limit on your Debit Order, so that you can keep control.
- Should your Debit Order details change, please contact the Contact Centre on the number or address given on the front of this bill.



### Direct Deposits

- Make direct deposits or transfers at bank counters and ATM's.
- Eskom's banking details may be found on the front of this bill.
- Ensure that your Eskom account number is used as a reference for the Direct Deposit.



### Collection Agencies

#### Pay your bill at:

- Any Pick n Pay store, Hypermarkets, Family stores, Spar or any other retail outlet that provides EasyPay and Pay@ services.
- Shoprite/Checkers Money Market Kiosks and Foodworld stores.
- Take note that SAPO branches are utilized for payments by one of our main Agents
- Take your bill with you when making a payment through one of our Agencies.
- Please note that certain restrictions apply to the form of payments that may be tendered. (i.e. cash, cheques or credit cards, depending on the particular agency).



### Internet Payments

#### Internet Payments can be made:

- Through your own Bank's web site (contact your bank for more information).
- Through the collection agent's web site.
- Ensure that your Eskom account number is used in the reference field at all times.



### Telephonic Payments

- Use your banks phone-in services to transfer payments to Eskom from your Bank account (contact your Bank for more information).
- Credit card payments can be made by calling the Eskom Contact Centre number given on the front of this bill.



### Multiple Account Payments

- If multiple payments are made to one account, please send a breakdown of each account together with amounts to the Contact Centre shown on the front of this bill. To prevent interest accruing, or disconnections on these accounts, schedules should be sent immediately.



### Postal Payments (No post-dated cheques will be accepted)

- Cheques, made payable to Eskom Holding SOC Ltd and marked "Not Transferable" between two parallel lines, can be mailed to the postal address shown on the front of this bill. Eskom does not support this channel and may charge for this channel of payment.
- For your own security, cash and cash cheques should not be sent through the post.
- Eskom will not be responsible for any loss sustained.

## BILL DELIVERY OPTIONS



- Accounts can be emailed directly to your email address in a secure 128 bit encrypted format.
- The electronic bill complies with SARS regulations
- To make use of this facility send an email to customerservices@eskom.co.za stating your account number and required email address.
- Please note once the email option is selected you will no longer receive a printed copy of your bill.
- For small power users the bill is available on request in the official language of your choice.

### ACCOUNT NUMBER

### NAME

### STAL ADDRESS


### POSTAL CODE

### TELEPHONE NUMBER (BUS)

### TELEPHONE NUMBER (HOME)

### TELEPHONE NUMBER (CELL)

### E-MAIL ADDRESS

### FAX NUMBER

## GENERAL ACCOUNT INFORMATION

### Conditions

- Electricity services are supplied, and this bill is rendered, in terms of Eskom's conditions of contract, as amended from time to time.

### Auto Increase in Debit Order Limit

- As a service, Debit Order limits will be increased by the average rate increase as announced by Eskom.

- Small power supplies; in effecting payment pursuant to this invoice, I specifically agree that Eskom's Standard Prices (as amended and approved by the NERSA) and its Standard Conditions of Supply for Small Power users shall apply. Copies of the said documents are available on request from Eskom's Contact Centres. Any objection to the above shall be lodged with Eskom within 14 days of receipt of this invoice, which may result in Eskom terminating the supply.

### VAT Registration Number

- While we endeavour to ensure the information supplied is updated, Eskom Holdings Ltd accepts no responsibility for any incorrect VAT registration number of a CUSTOMER appearing on the invoice. Please advise Eskom of any change in your VAT registration number.

### Payment of Accounts

- Due Date means the date the electricity account is deemed to be received by the customer as provided for in the electricity supply agreement
- Final Payment Date means the date by when the customer's payment of the full invoiced amount must be reflected in Eskom's bank account, failing which interest will be charged, from the Due Date to the date of payment, on the outstanding amount.
- Accounts are due and payable when rendered. The due date on the account is in respect of the current month's electricity consumption.
- Estimated readings will be automatically adjusted after the next actual meter reading.
- Payments may not be deferred.
- If going away, please pay in advance to cover any accounts which may become due in your absence.
- If there is a delay in the receipt of your account, please pay an average amount based on your last account and advise Eskom accordingly.
- All payments that are more than R3 500 per account per month made by either a credit card, debit card or cash will attract a bank fee charge recovery which will be debited to your next bill of account.

### Late Payments, Non Payments & Disconnection

- Interest is payable on overdue accounts.
- Eskom is entitled to disconnect supply for non-payment.
- In the event of a disconnection and in addition to the repayment of all outstanding amounts due, a disconnection/visit fee and additional deposit will become payable.
- Meter tampering is a criminal offence, punishable by law. In addition, charges associated with damage to Eskom property will be for your account.
- Your agreement may not be taken over by a 3rd party. You are legally liable for all charges reflected on this bill.

### Accounts Handed Over for Collection

- Eskom has contracted to National Debt Collectors for accounts handed over.
- All payments for accounts handed over are still payable to Eskom.
- Should the customer pay the debt collector directly and not into Eskom's account, then Eskom will not be held liable.

**PLEASE ADVISE ESKOM IF ANY OF YOUR DETAILS CHANGE OR ARE INCORRECTLY REFLECTED ON THIS BILL. PLEASE PHONE, E-MAIL, FAX OR MAIL THE INFORMATION TO US. DETAILS ON FRONT OF BILL. USE TEAR OFF SLIP ALONGSIDE.**

**THE INFORMATION AS STATED ABOVE IS AVAILABLE, ON REQUEST, IN THE OFFICIAL LANGUAGE OF YOUR CHOICE.**





Private Bag 582  
Beaufort West  
Beaufort West - 6870

Tel: 023 414 8100  
Fax: 023 414 8105  
Email: treasury@beaufortwestmun.co.za  
Website: www.beaufortwestmun.co.za  
VAT Reg- 4000846388

### Payment Instruction Detail

PAYMENT DETAILS		Status - Awaiting Payment Approval	
Payment Instruction Number	Payment Instruction Date	Payment Due Date	Outstanding Payment Amount
PI01/30/00038563/2024-2025	30/01/2025	01/02/2025	R 8 040 476.05

VENDOR DETAILS		Transaction Type		Cashbook		Payment Reference	
Vendor Name	Vendor Number	Exp - Direct Payment EFT	Nedbank 2025	Account Type	Branch Code	Cheque/Current Account	ESKOM-5395201346
ESKOM-5395201346	SCM/2203	Normal	Nedbank 2025	Cheque/Current Account	632005	Cheque/Current Account	ESKOM-5395201346

INVOICE DETAILS		Goods/Service Description		Invoice Amount (excl. VAT)		Invoice Amount (incl. VAT)		Reason for Late Payment	
Invoice Number	Vendor/Creditor Invoice Number	Invoice Date	Programme_Electricity Administration Project / ESKOM / elektries/5395201346	R 6 991 718.30	R 1 048 757.75	R 8 040 476.05			
SPTZ2/1/00019739/2024-2025	INV539236905916	02/01/2025	Electricity Administration Project / ESKOM / elektries/5395201346	R 6 991 718.30	R 1 048 757.75	R 8 040 476.05			





# Proof of payment

Date: 31/01/2025 Time: 11:51:32 AM

Profile name:	BEAUFORT WEST MUNICIPALITY
Batch reference number:	1998871330
Payment reference number:	00000005061456424
Payment date:	31/01/2025
Payment capture date:	31/01/2025
Payment authorise date and time:	31/01/2025 10:07:53 AM
From account name:	*BEAUFORT WEST MUNICIPALITY
From account description:	*BEAUFORT WEST MUNICIPALITY
From account statement description:	15/20824*ESKOM-53952
Beneficiary account number:	340167430
Beneficiary/ Recipient name:	ESKOM-5395201346
Beneficiary statement description:	Beaufort West Municipality
Branch code:	632005
Amount:	8,040,476.05
Real-time:	No

Additional comments by payer:

View your account to confirm that you have received this payment.

- All payments are subject to clearing rules.

Please refer to landing page for cut off times and telephone numbers.



Private Bag 582  
Beaufort West  
Beaufort West - 8870

Tel: 023 414 8100  
Fax: 023 414 8105  
Email: treasury@beaufortwestmun.co.za  
Website: www.beaufortwestmun.co.za  
VAT Reg:- 4000846388

## Payment Instruction Detail

PAYMENT DETAILS						Status - Awaiting Payment Approval			
Payment Instruction Number	Payment Instruction Date	Payment Id	Doc Number	Payment Type	Transaction Type	Cashbook	Payment Due Date	Total Payment Amount	Outstanding Payment Amount
P701/30/00038592/2024-2025	30/01/2025	38592	15/20853	Normal	Exp - Direct Payment EFT	Nedbank 2025	06/02/2025	R 11 573.99	R 11 573.99

### VENDOR DETAILS

Vendor Name	Vendor Number	Bank	Account Number	Branch Code	Account Type	Payment Reference
ESKOM-8349427960	SCM/2208	ABSA BANK LIMITED	340167430	632005	Cheque/Current Account	ESKOM-8349427960

### INVOICE DETAILS

Invoice Number	Vendor/Creditor Invoice Number	Vendor Invoice Date	Goods/Service Description	Invoice Amount (excl. VAT)	VAT	Invoice Amount (Incl. VAT)	Reason for Late Payment
SP122/1/00019758/2024-2025	INV834690070135	07/01/2025	Electricity Programme, Electricity Administration Project / ESKOM / elaktries/8349427960	R 10 064.34	R 1 509.65	R 11 573.99	



die: 01-02-25



**MUNISIPALITEIT / MUNICIPALITY**  
**BEAUFORT-WES/BEAUFORT WEST/BHOBHOFOLO**  
Kantoor van die Munisipale Bestuurder / Office of the Municipal Manager

**MAGTIGING VIR BETALING (TOT R30 000.00)**

Hiermee verleen ek C. DE KOKER.....Wnde Senior Bestuurder:  
Elektrotegniese Dienste,

goedkeuring vir die betaling van R 11573=99.....

aan Eskom: 83494 27960. (Nekpoort)

GOEDKEUR	<input checked="" type="checkbox"/>
NIE GOEDGEKEUR	<input type="checkbox"/>

  
\_\_\_\_\_

**C. DE KOKER**  
**WNDE SENIOR BESTUURDER: ELEKTROTEGNIесе DIENSTE**





WESTERN REGION  
PO BOX 377 BELVILLE 7535



ESKOM HOLDINGS SOC LTD REG NO 2002/015527/30  
VAT REG NO 4749101508

CONTACT CENTRE: (0860) 037566  
FAX NO: 0862 437 566  
E-MAIL: customerservice@eskom.co.za  
WEB: WWW.ESKOM.CO.ZA

BEAUFORT WEST MUNICIPALITY  
PO BOX 582  
BEAUFORT WEST  
6970

YOUR ACCOUNT NO	8349427960
SECURITY HELD	17126.31
BILLING DATE	2025-01-07
TAX INVOICE NO	834690070135
ACCOUNT MONTH	JANUARY 2025
CURRENT DUE DATE	2025-02-01
VAT REG NO	4000846388
NOTIFIED MAX DEMAND	100.00

CUSTOMER SELF SERVICE WEBSITE  
Provincial email listed below

WESTERN REGION  
PO BOX 377 BELVILLE 7535

DIRECT DEPOSIT DETAIL

BANK: ABSA  
BRANCH CODE: 334110  
BANK ACC NO: 340167436

# TAX INVOICE

E-MAIL: eskomaccounts@beaufortwestmun.co.za

READING TYPE: ACTUAL	READING DATES: 2024/12/03 - 2025/01/06	NO OF DAYS: 34	SEASON:
Your next estimated reading will be on 04/02/2025			
CONSUMPTION SUMMARY FOR BILLING PERIOD			
METER NUMBER	PREV. READING	CURR. READING	DIFFERENCE
3015115670695	319775.0000	321156.0000	1381.0000
CONSTANT			1.0000
CONSUMPTION			1.381.0000
TOTAL ENERGY CONSUMED FOR BILLING PERIOD (kWh)			1.381.00
PREMISE ID NUMBER	0535806907	TARIFF NAME:	Landrate 1,2,3
LSPPOORT			
Service and Administration Charge @ R46.54 per day for 34 days			
Network Capacity Charge @ R139.77 per day for 34 days			
Network Demand Charge 1,381 kWh @ R0.5325 /kWh			
Ancillary service charge 1,381 kWh @ R0.0082 /kWh			
Energy Charge 1,381 kWh @ R2.1601 /kWh			
TOTAL CHARGES FOR BILLING PERIOD			R 10,084.34
ACCOUNT SUMMARY FOR JANUARY 2025			
BALANCE BROUGHT FORWARD (Due Date 2024-12-30)		R	9,754.23
PAYMENT(S) RECEIVED	ACB Payment - 2024-12-30	R	-9,754.23
TOTAL CHARGES FOR BILLING PERIOD		R	10,084.34
VAT RAISED ON ITEMS AT 14%		R	0.00
VAT RAISED ON ITEMS AT 15%		R	1,509.65
CURRENT		R	11,573.99
TOTAL AMOUNT DUE		R	11,573.99
ARREARS			
>90 DAYS	61-90 DAYS	31-60 DAYS	
0.00	0.00	0.00	



*bov*

ACCOUNT NO / REFERENCE NO	8349427960
NAME	BEAUFORT WEST MUNICIPALITY
FAX NUMBER	0865020900
urpay	7100 1834 9427 9605

27215700183494279607



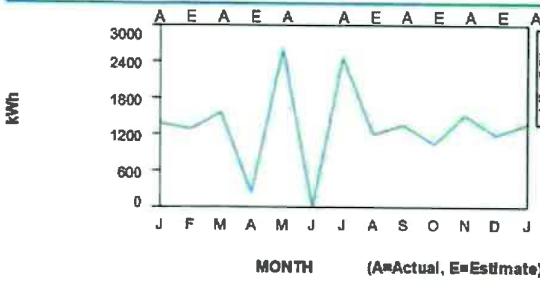
9207 2834 9427 9600



TOTAL AMOUNT DUE	11,573.99
------------------	-----------

PAYMENT ARRANGEMENT	
INSTALMENT	0.00
ARREARS	0.00
DUE DATE	2025-02-01
AMOUNT PAID	

LATE PAYMENT CHARGES WILL BE ADDED TO OVERDUE ACCOUNTS



Message  
Eskom will move towards quarterly meter readings from 1 April 2014. We encourage all customers who have access to their meter boxes to submit their meter reads by calling the Eskom Contact Centre 086 003 7566 or submitting it on the Eskom website

PAGE RUN NO	EE 2486
BILL GROUP	
BILL PAGE	1 OF 1



# Proof of payment

Date: 31/01/2025 Time: 11:49:50 AM

Profile name:	BEAUFORT WEST MUNICIPALITY
Batch reference number:	1998879311
Payment reference number:	00000005061453736
Payment date:	31/01/2025
Payment capture date:	31/01/2025
Payment authorise date and time:	31/01/2025 10:07:31 AM
From account name:	*BEAUFORT WEST MUNICIPALITY
From account description:	*BEAUFORT WEST MUNICIPALITY
From account statement description:	15/20853*ESKOM-83494
Beneficiary account number:	340167430
Beneficiary/ Recipient name:	ESKOM-8349427960
Beneficiary statement description:	Beaufort West Municipality
Branch code:	632005
Amount:	11,573.99
Real-time:	No

Additional comments by payer:

View your account to confirm that you have received this payment.

- All payments are subject to clearing rules.

Please refer to landing page for cut off times and telephone numbers.







WESTERN REGION  
PO BOX 377 BELVILLE 7535



ESKOM HOLDINGS SOC LTD REG NO 2002/015527/30  
VAT REG NO 4740101508

CONTACT CENTRE: (0860) 037566  
FAX NO: 0862 437 566  
E-MAIL: customerservices@eskom.co.za  
WEB: WWW.ESKOM.CO.ZA

BEAUFORT WEST LOCAL MUNICIPALITY  
PRIVATE BAG X582  
BEAUFORT WEST  
6970

YOUR ACCOUNT NO	9646799000
SECURITY HELD	50000.01
BILLING DATE	2025-01-22
TAX INVOICE NO	964700185255
ACCOUNT MONTH	JANUARY 2025
CURRENT DUE DATE	2025-02-21
VAT REG NO	4000846388

CUSTOMER SELF SERVICE WEBSITE  
Provincial email listed below

WESTERN REGION  
PO BOX 377 BELVILLE 7535

DIRECT DEPOSIT DETAIL	
BANK:	ABSA
BRANCH CODE:	334110
BANK ACC NO:	340167430

### TAX INVOICE

E-MAIL: eskomaccounts@beaufortwestmun.co.za

ACCOUNT TRANSACTION SUMMARY			
ADMINISTRATION CHARGE	R 1,776.92		
DIST. NETWORK CAPACITY CHARGE	R 5,416.00		
NETWORK DEMAND CHARGE (C/KWH) (ALL)	R 6,643.47		
ANCILLARY SERVICE (ALL)	R 102.30		
ENERGY CHARGE (STD) 12,476.00	R 15,832.04		
DEMAND CHARGE 36.52	R 10,407.83		
SERVICE CHARGE	R 3,833.77		
<b>TOTAL CHARGES FOR BILLING PERIOD</b>	<b>R 44,012.33</b>		
ACCOUNT SUMMARY FOR JANUARY 2025			
BALANCE BROUGHT FORWARD	(Due Date 2025-01-21) R 47,257.89		
PAYMENT(S) RECEIVED	ACB Payment - 2025-01-21 R -47,257.85		
TOTAL CHARGES FOR BILLING PERIOD	R 44,012.33		
VAT RAISED ON ITEMS AT 14%	R 0.00		
VAT RAISED ON ITEMS AT 15%	R 6,601.85		
<b>CURRENT</b>	<b>50,614.18</b>		
<b>TOTAL DUE</b>	<b>R 50,614.22</b>		
ARREARS			
>90 DAYS	61-90 DAYS	31-60 DAYS	16-30 DAYS
0.00	0.00	0.04	0.00

ACCOUNT NO / REFERENCE NO  
**9646799000**

NAME  
BEAUFORT WEST LOCAL

FAX NUMBER  
0234148105

Unipay 7100 1964 6799 0008

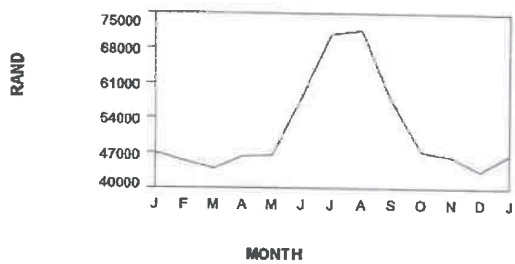
27215700196467990000



9207 2964 6799 0003



**TOTAL AMOUNT DUE**  
**50,614.22**



PAYMENT ARRANGEMENT	
INSTALMENT	
ARREARS	0.00
DUE DATE	2025-02-21
AMOUNT PAID	

PAGE RUN NO	EB 374
BILL GROUP	
BILL PAGE	1 OF 2

LATE PAYMENT CHARGES WILL BE  
ADDED TO OVERDUE ACCOUNT













WESTERN REGION  
PO BOX 377 BELVILLE 7535



ESKOM HOLDINGS SOC LTD REG NO 2002/015527/30  
VAT REG NO 4740101508

CONTACT CENTRE: (0860) 037566  
FAX NO: 0862 437 566  
E-MAIL: customerservices@eskom.co.za  
WEB: WWW.ESKOM.CO.ZA

BEAUFORT WEST LOCAL MUNICIPALITY  
PRIVATE BAG X582  
BEAUFORT WEST  
6970

YOUR ACCOUNT NO	7044326000
SECURITY HELD	41000.00
BILLING DATE	2025-01-22
TAX INVOICE NO	704228286405
ACCOUNT MONTH	JANUARY 2025
CURRENT DUE DATE	2025-02-21
VAT REG NO	4000846388

CUSTOMER SELF SERVICE WEBSITE  
Provincial email listed below

WESTERN REGION  
PO BOX 377 BELVILLE 7535

DIRECT DEPOSIT DETAIL	
BANK:	ABSA
BRANCH CODE:	334110
BANK ACC NO:	340167430

### TAX INVOICE

E-MAIL: eskomaccounts@beaufortwestmun.co.za

ACCOUNT TRANSACTION SUMMARY			
ADMINISTRATION CHARGE	R 1,719.60		
DIST. NETWORK CAPACITY CHARGE	R 4,062.00		
NETWORK DEMAND CHARGE (C/KWH) (ALL)	R 11,456.74		
ANCILLARY SERVICE (ALL)	R 176.42		
ENERGY CHARGE (STD) 21,515.00	R 27,302.54		
DEMAND CHARGE 55.47	R 15,808.40		
SERVICE CHARGE	R 3,710.10		
<b>TOTAL CHARGES FOR BILLING PERIOD</b>	<b>R 64,235.80</b>		
ACCOUNT SUMMARY FOR JANUARY 2025			
BALANCE BROUGHT FORWARD (Due Date 2025-01-22)	R 74,503.71		
TOTAL CHARGES FOR BILLING PERIOD	R 64,235.80		
VAT RAISED ON ITEMS AT 14%	R 0.00		
VAT RAISED ON ITEMS AT 15%	R 9,835.38		
<b>CURRENT</b>	<b>73,871.18</b>		
<b>TOTAL DUE</b>	<b>R 148,374.89</b>		
ARREARS			
>90 DAYS	81-90 DAYS	31-60 DAYS	16-30 DAYS
0.00	0.04	74,503.67	0.00
Total outstanding debt must be settled immediately, subject to disconnection without further notice			

ACCOUNT NO / REFERENCE NO	7044326000
NAME	BEAUFORT WEST LOCAL
FAX NUMBER	0234148105
unipay 7100 1704 4326 0000	

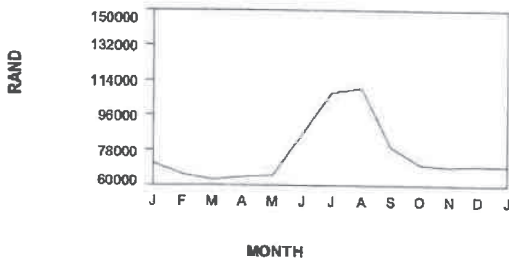
27215700170443260002



9207 2704 4326 0005  
A A A A A A A A



<b>TOTAL AMOUNT DUE</b>
<b>148,374.89</b>



PAYMENT ARRANGEMENT	
INSTALMENT	0.00
ARREARS (Due Immediately)	74,503.71
DUE DATE (For Current Amount)	2025-02-21
AMOUNT PAID	

PAGE RUN NO	EE 174
BILL GROUP	
BILL PAGE	1 OF 2

LATE PAYMENT CHARGES WILL BE ADDED TO OVERDUE ACCOUNT



WESTERN REGION  
PO BOX 377 BELVILLE 7535



ESKOM HOLDINGS SOC LTD REG NO 2002/015527/30  
VAT REG NO 4740101508

CONTACT CENTRE: (0860) 037566  
FAX NO: 0862 437 566  
E-MAIL: customerservices@eskom.co.za  
WEB: WWW.ESKOM.CO.ZA

BEAUFORT WEST LOCAL MUNICIPALITY  
PRIVATE BAG X582  
BEAUFORT WEST  
6970

YOUR ACCOUNT NO	6130350734
SECURITY HELD	50000.01
BILLING DATE	2025-01-22
TAX INVOICE NO	613223755355
ACCOUNT MONTH	JANUARY 2025
CURRENT DUE DATE	2025-02-21
VAT REG NO	4000846388

CUSTOMER SELF SERVICE WEBSITE  
Provincial email listed below

WESTERN REGION  
PO BOX 377 BELVILLE 7535

DIRECT DEPOSIT DETAIL	
BANK:	ABSA
BRANCH CODE:	334110
BANK ACC NO:	340167430

### TAX INVOICE

E-MAIL: eskomaccounts@beaufortwestmun.co.za

ACCOUNT TRANSACTION SUMMARY			
ADMINISTRATION CHARGE		R	1,776.92
DIST. NETWORK CAPACITY CHARGE		R	5,416.00
NETWORK DEMAND CHARGE (C/KWH) (ALL)		R	9,092.97
ANCILLARY SERVICE (ALL)		R	140.02
ENERGY CHARGE (STD)	17,076.00	R	21,669.44
DEMAND CHARGE	47.13	R	13,431.58
SERVICE CHARGE		R	3,833.77
<b>TOTAL CHARGES FOR BILLING PERIOD</b>		R	<b>55,360.70</b>
ACCOUNT SUMMARY FOR JANUARY 2025			
BALANCE BROUGHT FORWARD	(Due Date 2025-01-21)	R	61,869.15
PAYMENT(S) RECEIVED	ACB Payment - 2025-01-21	R	-61,869.14
TOTAL CHARGES FOR BILLING PERIOD		R	55,360.70
VAT RAISED ON ITEMS AT 14%		R	0.00
VAT RAISED ON ITEMS AT 15%		R	8,304.11
<b>CURRENT</b>			<b>63,664.81</b>
<b>TOTAL DUE</b>		<b>R</b>	<b>63,664.82</b>
ARREARS			
>90 DAYS	61-90 DAYS	31-60 DAYS	16-30 DAYS
0.00	0.00	0.01	0.00

ACCOUNT NO / REFERENCE NO	6130350734
NAME	BEAUFORT WEST LOCAL
FAX NUMBER	0234148105
Unipay 7100 1613 0350 7341	

27215700161303507343



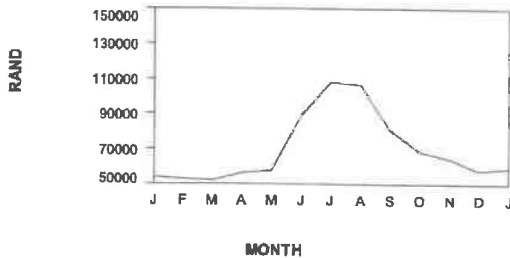
9207 2613 0350 7346



**TOTAL AMOUNT DUE**  
**63,664.82**

PAYMENT ARRANGEMENT	
INSTALMENT	0.00
ARREARS	0.01
DUE DATE	2025-02-21
AMOUNT PAID	

LATE PAYMENT CHARGES WILL BE  
ADDED TO OVERDUE ACCOUNT



PAGE RUN NO	EE 103
BILL GROUP	
BILL PAGE	1 OF 2



**IL0010060080030000000000000000000000**

**Liabilities:Current Liabilities:Trade and Other Payable Exchange  
Transactions:Electricity Bulk Purchase:Withdrawals**



BEAUFORT-WES - BEAUFORT WEST - BHOBHOFOLO  
MUNISIPALITEIT - MUNICIPALITY - U MASIPALA WASE  
DEPARTEMENT: FINANSIËLE DIENSTE / DEPARTMENT: FINANCIAL SERVICES  
ELEKTRONIESE BETALING / ELECTRONIC PAYMENT(EFT)  
BETALINGSADVIES / PAYMENT VOUCHER

Tel # 023 414 8100 BTW/ VAT #: 40008 46 388 Privaatsoek/Private Bag 582  
E-mail: treasury@beaufortwestmun.co.za Beaufort-Wes/West 6970

DT AAN: Vendor Code SCM/406  
DT TO: **ESKOM** Verw. / Ref. #  
Code Bewys / Voucher # 20785  
Bank Orlette: 086 662 5576 Besending/ Batch # EE 250121  
Datum/Date 2025/01/21

**Noel: 086 663 4978/Elektries**

Rek. / Inv #	
	email:lourens.conradie@eskom.co.za
	ACC NO: 9646799000 - INV964223174925
	<i>Drc</i>
	JANUARY 2024
	R 47,257.85
	R 47,257.85

	Pos / Vote #	Bedrag / Amount	Totaal / Total
	8030	R 47,257.85	
<b>otaal Debiete</b>		R 47,257.85	
BANK	8980 2500 0000	K1 / Ct	R 47,257.85

Munisipaliteit / Municipality  
Plaslika Departement  
**21 JAN 2025**  
Paid Expenditure  
**BEAUFORT WEST**

Korrek Gesertifiseer  
Certified Correct

Prepared By

Approval for Payment signed by CFO

Private Bag 582  
Beaufort West  
Beaufort West - 6970

*P. Tolal 00365.74*

Tel: 023 414 8100  
Fax: 023 414 8105  
Email: [treasury@beaufortwestmun.co.za](mailto:treasury@beaufortwestmun.co.za)  
Website: [www.beaufortwestmun.co.za](http://www.beaufortwestmun.co.za)  
VAT Reg- 4000846388

### Sundry Invoice Detail

**Invoice Number** SPI21/1/00019725/2024-2025

**Invoice Date** 22/12/2024

**Vendor Name** ESKOM-9646799000

**Vendor Number** SCM/2209

**Company Type**

Vendor Invoice Number	Project Name	Project Item	Plan Item ID	Purchase Item	Quantity	Unit Price	Invoice Amount (Excl. VAT)	VAT	Invoice Amount (Incl. VAT)
INV96422317492 5	8030 - Electricity Programme_Electricity Administration Project	ESKOM IE 00200100100000000000000000000000	161242	Acc-9646799000	1.0000	R 41 093.78	R 41 093.78	R 6 164.07	R 47 257.85
<b>Total Amount</b>							<b>R 41 093.78</b>	<b>R 6 164.07</b>	<b>R 47 257.85</b>





WESTERN REGION  
PO BOX 377 BELVILLE 7535



ESKOM HOLDINGS SOC LTD REG NO 2002/015527/30  
VAT REG NO 4740101508

CONTACT CENTRE: (0860) 037566  
FAX NO: 0862 437 566  
E-MAIL: customerservices@eskom.co.za  
WEB: WWW.ESKOM.CO.ZA

BEAUFORT WEST LOCAL MUNICIPALITY  
PRIVATE BAG X582  
BEAUFORT WEST  
6970

YOUR ACCOUNT NO	9646799000
SECURITY HELD	50000.01
BILLING DATE	2024-12-22
TAX INVOICE NO	964223174925
ACCOUNT MONTH	DECEMBER 2024
CURRENT DUE DATE	2025-01-21
VAT REG NO	4000846388

CUSTOMER SELF SERVICE WEBSITE  
Provincial email listed below

WESTERN REGION  
PO BOX 377 BELVILLE 7535

DIRECT DEPOSIT DETAIL  
BANK: ABSA  
BRANCH CODE: 334110  
BANK ACC NO: 34016743

## TAX INVOICE

E-MAIL: eskomaccounts@beaufortwestmun.co.za

### ACCOUNT TRANSACTION SUMMARY

ADMINISTRATION CHARGE		R	1,719.60
DIST. NETWORK CAPACITY CHARGE		R	5,416.00
NETWORK DEMAND CHARGE (C/KWH) (ALL)		R	6,053.46
ANCILLARY SERVICE (ALL)		R	93.22
ENERGY CHARGE (STD)		R	14,425.99
DEMAND CHARGE	11,368.00	R	9,675.41
SERVICE CHARGE	33.95	R	3,710.10
<b>TOTAL CHARGES FOR BILLING PERIOD</b>		R	<b>41,093.78</b>

ACCOUNT NO / REFERENCE NO

9646799000

NAME

BEAUFORT WEST LOCAL

FAX NUMBER

0234148105


7100 1964 6799 0008

### ACCOUNT SUMMARY FOR DECEMBER 2024

BALANCE BROUGHT FORWARD	(Due Date 2024-12-23)	R	50,325.97
PAYMENT(S) RECEIVED	ACB Payment - 2024-12-20	R	-50,325.93
TOTAL CHARGES FOR BILLING PERIOD		R	41,093.78
VAT RAISED ON ITEMS AT 14%		R	0.00
VAT RAISED ON ITEMS AT 15%		R	6,164.07



27215700196467990000 0



9207 2964 6799 0003



CURRENT

47,257.85

TOTAL DUE

R

47,257.89

ARREARS

>90 DAYS

0.00

61-90 DAYS

0.00

31-60 DAYS

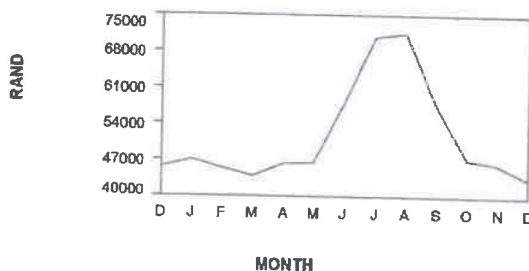
0.04

16-30 DAYS

0.00

TOTAL AMOUNT DUE

47,257.89



PAYMENT ARRANGEMENT

INSTALMENT

0.00

ARREARS

0.00

DUE DATE

2025-01-21

AMOUNT PAID

PAGE RUN NO EE 71

BILL GROUP

BILL PAGE 1 OF 2

LATE PAYMENT CHARGES WILL BE  
ADDED TO OVERDUE ACCOUNT



WESTERN REGION  
PO BOX 377 BELVILLE 7535

CONTACT CENTRE: (0860) 037566

FAX NO: 0862 437 566

E-MAIL: customerservices@eskom.co.za

WEB: WWW.ESKOM.CO.ZA

BEAUFORT WEST LOCAL MUNICIPALITY  
PRIVATE BAG X582  
BEAUFORT WEST  
6970

YOUR ACCOUNT NO	9646799000
BILLING DATE	2024-12-22
TAX INVOICE NO	964223174925
ACCOUNT MONTH	DECEMBER 2024
CURRENT DUE DATE	2025-01-21
VAT REG NO	4000846388
NOTIFIED MAX DEMAND	200.00
UTILISED CAPACITY	200.00

**CONSUMPTION DETAILS (2024-11-22 - 2024-12-21)**

ENERGY CONSUMPTION STD kWh	11,368.03
ENERGY CONSUMPTION ALL kWh	11,368.03
DEMAND CONSUMPTION - OFF PEAK	40.52
DEMAND CONSUMPTION - PEAK	33.94
DEMAND READING - KW/KVA	40.52
LOAD FACTOR	39.00


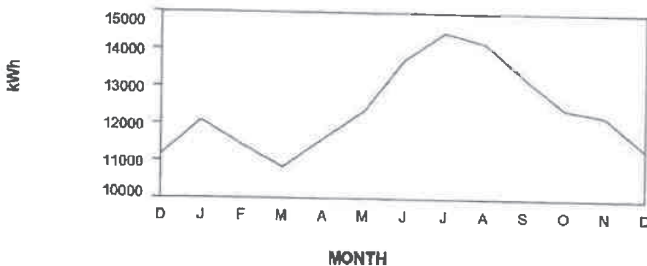
MEMBER ID NUMBER

3010451434

TARIFF NAME: Nightsave Rural kVa Interval

ERF 79 FILE 1/3293/12

Administration Charge @ R57.32 per day for 30 days	R	1,719.60
Network Capacity Charge 200 kVA @ R27.08 : = R27.08/kVA	R	5,416.00
Network Demand Charge (All Periods) 11,368 kWh @ R0.5325 /kWh	R	6,053.46
Ancillary Service Charge 11,368 kWh @ R0.0082 /kWh	R	93.22
Low Season Energy Charge 11,368 kWh @ R1.269 /kWh	R	14,425.99
Energy Demand Charge 33.95 kVA @ R284.99 : = R284.99 /kVA	R	9,675.41
SERVICE CHARGE	R	3,710.10
<b>TOTAL CHARGES</b>	R	<b>41,093.78</b>



PAGE RUN NO	EE 72
BILL GROUP	
BILL PAGE	2 OF 2

## BILL PAYMENTS OPTIONS



### Debit Order

- Avoid queues, late payments, the risk of your service being disconnected and the possibility of having to pay interest.
- Should you choose to pay your account by debit order, please contact the Contact Centre on the number or address given on the front of this bill.
- You set a limit on your Debit Order, so that you can keep control.
- Should your Debit Order details change, please contact the Contact Centre on the number or address given on the front of this bill.



### Direct Deposits

- Make direct deposits or transfers at bank counters and ATM's.
- Eskom's banking details may be found on the front of this bill.
- Ensure that your Eskom account number is used as a reference for the Direct Deposit.



### Collection Agencies

#### Pay your bill at:

- Any Pick n Pay store, Hypermarkets, Family stores, Spar or any other retail outlet that provides EasyPay and Pay@ services.
- Shoprite/Checkers Money Market Kiosks and Foodworld stores.
- Take note that SAPO branches are utilized for payments by one of our main Agents
- Take your bill with you when making a payment through one of our Agencies.
- Please note that certain restrictions apply to the form of payments that may be tendered. (i.e. cash, cheques or credit cards, depending on the particular agency).



### Internet Payments

#### Internet Payments can be made:

- Through your own Bank's web site (contact your bank for more information).
- Through the collection agent's web site.
- Ensure that your Eskom account number is used in the reference field at all times.



### Telephonic Payments

- Use your banks phone-in services to transfer payments to Eskom from your Bank account (contact your Bank for more information).
- Credit card payments can be made by calling the Eskom Contact Centre number given on the front of this bill.



### Multiple Account Payments

- If multiple payments are made to one account, please send a breakdown of each account together with amounts to the Contact Centre shown on the front of this bill. To prevent interest accruing, or disconnections on these accounts, schedules should be sent immediately.



### Postal Payments (No post-dated cheques will be accepted)

- Cheques, made payable to Eskom Holding SOC Ltd and marked "Not Transferable" between two parallel lines, can be mailed to the postal address shown on the front of this bill. Eskom does not support this channel and may charge for this channel of payment.
- For your own security, cash and cash cheques should not be sent through the post.
- Eskom will not be responsible for any loss sustained.

## BILL DELIVERY OPTIONS



- Accounts can be emailed directly to your email address in a secure 128 bit encrypted format.
- The electronic bill complies with SARS regulations
- To make use of this facility send an email to [customerservices@eskom.co.za](mailto:customerservices@eskom.co.za) stating your account number and required email address.
- Please note once the email option is selected you will no longer receive a printed copy of your bill.
- For small power users the bill is available on request in the official language of your choice.

### ACCOUNT NUMBER

### NAME

### POSTAL ADDRESS




### POSTAL CODE

### TELEPHONE NUMBER (BUS)

### TELEPHONE NUMBER (HOME)

### TELEPHONE NUMBER (CELL)

### E-MAIL ADDRESS

### FAX NUMBER

## GENERAL ACCOUNT INFORMATION

### Conditions

- Electricity services are supplied, and this bill is rendered, in terms of Eskom's conditions of contract, as amended from time to time.

### Auto Increase in Debit Order Limit

- As a service, Debit Order limits will be increased by the average rate increase as announced by Eskom.

- **Small power supplies:** in effecting payment pursuant to this invoice, I specifically agree that Eskom's Standard Prices (as amended and approved by the NERSA) and its Standard Conditions of Supply for Small Power users shall apply. Copies of the said documents are available on request from Eskom's Contact Centres. Any objection to the above shall be lodged with Eskom within 14 days of receipt of this invoice, which may result in Eskom terminating the supply.

### VAT Registration Number

- While we endeavour to ensure the information supplied is updated, Eskom Holdings Ltd accepts no responsibility for any incorrect VAT registration number of a CUSTOMER appearing on the invoice. Please advise Eskom of any change in your VAT registration number.

### Payment of Accounts

- Due Date means the date the electricity account is deemed to be received by the customer as provided for in the electricity supply agreement
- Final Payment Date means the date by when the customer's payment of the full Invoiced amount must be reflected in Eskom's bank account, failing which interest will be charged, from the Due Date to the date of payment, on the outstanding amount.
- Accounts are due and payable when rendered. The due date on the account is in respect of the current month's electricity consumption.
- Estimated readings will be automatically adjusted after the next actual meter reading.
- Payments may not be deferred.
- If going away, please pay in advance to cover any accounts which may become due in your absence.
- If there is a delay in the receipt of your account, please pay an average amount based on your last account and advise Eskom accordingly.
- All payments that are more than R3 500 per account per month made by either a credit card, debit card or cash will attract a bank fee charge recovery which will be debited to your next bill of account.

### Late Payments, Non Payments & Disconnection

- Interest is payable on overdue accounts.
- Eskom is entitled to disconnect supply for non-payment.
- In the event of a disconnection and in addition to the repayment of all outstanding amounts due, a disconnection/visit fee and additional deposit will become payable.
- Meter tampering is a criminal offence, punishable by law. In addition, charges associated with damage to Eskom property will be for your account.
- Your agreement may not be taken over by a 3rd party. You are legally liable for all charges reflected on this bill.

### Accounts Handed Over for Collection

- Eskom has contracted to National Debt Collectors for accounts handed over.
- All payments for accounts handed over are still payable to Eskom.
- Should the customer pay the debt collector directly and not into Eskom's account, then Eskom will not be held liable.

**PLEASE ADVISE ESKOM IF ANY OF YOUR DETAILS CHANGE OR ARE INCORRECTLY REFLECTED ON THIS BILL. PLEASE PHONE, E-MAIL, FAX OR MAIL THE INFORMATION TO US. DETAILS ON FRONT OF BILL. USE TEAR OFF SLIP ALONGSIDE. THE INFORMATION AS STATED ABOVE IS AVAILABLE, ON REQUEST, IN THE OFFICIAL LANGUAGE OF YOUR CHOICE.**

Date: 22/01/2025 Time: 8:35:38 AM	
Profile name:	BEAUFORT WEST MUNICIPALITY
Batch reference number:	1989041518
Reference number:	000000005038761743
Payment date:	21/01/2025
From account name:	*BEAUFORT WEST MUNICIPALITY
From account description:	*BEAUFORT WEST MUNICIPALITY
From account statement description:	15/20785*BEAUFORT WE
Beneficiary account / call phone number:	340167430
Beneficiary/ Recipient name:	ESKOM-9646799000
Beneficiary statement description:	9646799000
Branch code:	632005
Amount:	47,257.85
Additional comments by payer:	

View your account to confirm that you have received this payment.

- All payments are subject to clearing rules.

Please refer to landing page for cut off times and telephone numbers.





Private Bag 582  
Beaufort West  
Beaufort West - 6970

Tel: 023 414 8100  
Fax: 023 414 8105  
Email: treasury@beaufortwestmun.co.za  
Website: www.beaufortwestmun.co.za  
VAT Reg: 4000846388

PI 21/00038575

### Sundry Invoice Detail

**Invoice Number** SPI21/1/00019726/2024-2025      **Vendor Name** ESKOM-6130350734  
**Invoice Date** 22/12/2024      **Vendor Number** SCM/2206  
**Company Type**

Vendor Invoice Number	Project Name	Project Item	Plan Item ID	Purchase Item	Quantity	Unit Price	Invoice Amount (Excl. VAT)	VAT	Invoice Amount (Incl. VAT)
INV61325104057 8	8030 - Electricity Programme_Electricity Administration Project	ESKOM IE 0020010010000000000000000000000000	161242	Acc-6130350734	1.0000	R 53 799.25	R 53 799.25	R 8 069.89	R 61 869.14
<b>Total Amount</b>							<b>R 53 799.25</b>	<b>R 8 069.89</b>	<b>R 61 869.14</b>



WESTERN REGION  
PO BOX 377 BELVILLE 7535



ESKOM HOLDINGS SOC LTD REG NO 2002/015527/30  
VAT REG NO 4740101508

CONTACT CENTRE: (0860) 037566  
FAX NO: 0862 437 566  
E-MAIL: customerservices@eskom.co.za  
WEB: WWW.ESKOM.CO.ZA

BEAUFORT WEST LOCAL MUNICIPALITY  
PRIVATE BAG X582  
BEAUFORT WEST  
6970

YOUR ACCOUNT NO	6130350734
SECURITY HELD	50000.01
BILLING DATE	2024-12-22
TAX INVOICE NO	613251040578
ACCOUNT MONTH	DECEMBER 2024
CURRENT DUE DATE	2025-01-21
VAT REG NO	4000846388

CUSTOMER SELF SERVICE WEBSITE  
Provincial email listed below

WESTERN REGION  
PO BOX 377 BELVILLE 7535

DIRECT DEPOSIT DETAIL	
BANK:	ABSA
BRANCH CODE:	334110
BANK ACC NO:	340167430

### TAX INVOICE

E-MAIL: eskomaccounts@beaufortwestmun.co.za

#### ACCOUNT TRANSACTION SUMMARY

ADMINISTRATION CHARGE	R	1,719.80
DIST. NETWORK CAPACITY CHARGE	R	5,416.00
NETWORK DEMAND CHARGE (CKWH) (ALL)	R	8,499.77
ANCILLARY SERVICE (ALL)	R	130.89
ENERGY CHARGE (STD)	R	20,255.78
DEMAND CHARGE	15,962.00	R 14,067.11
SERVICE CHARGE	49.36	R 3,710.10
<b>TOTAL CHARGES FOR BILLING PERIOD</b>	R	<b>53,799.25</b>

#### ACCOUNT NO / REFERENCE NO


<b>6130350734</b>	
NAME	BEAUFORT WEST LOCAL
FAX NUMBER	0234148105
7100 1613 0350 7341	

#### ACCOUNT SUMMARY FOR DECEMBER 2024

BALANCE BROUGHT FORWARD	(Due Date 2024-12-23)	R	68,525.26
PAYMENT(S) RECEIVED	ACB Payment - 2024-12-20	R	-68,525.25
TOTAL CHARGES FOR BILLING PERIOD		R	53,799.25
VAT RAISED ON ITEMS AT 14%		R	0.00
VAT RAISED ON ITEMS AT 15%		R	8,069.89



27215700161303507343



9207 2613 0350 7346



CURRENT	61,869.14	TOTAL DUE	R	61,869.15
---------	-----------	-----------	---	-----------

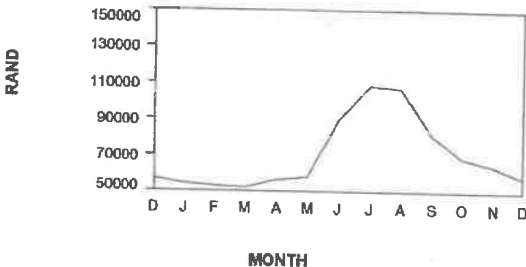
#### TOTAL AMOUNT DUE

61,869.15

#### PAYMENT ARRANGEMENT

INSTALMENT	
ARREARS	0.00
DUE DATE	2025-01-21
AMOUNT PAID	

LATE PAYMENT CHARGES WILL BE ADDED TO OVERDUE ACCOUNT



PAGE RUN NO	EE 23
BILL GROUP	
BILL PAGE	1 OF 2





WESTERN REGION  
PO BOX 377 BELVILLE 7535

**CONTACT CENTRE:** (0860) 037566  
**FAX NO:** 0862 437 566  
**E-MAIL:** customerservices@eskom.co.za  
**WEB:** WWW.ESKOM.CO.ZA

BEAUFORT WEST LOCAL MUNICIPALITY  
PRIVATE BAG X582  
BEAUFORT WEST  
6970

<b>YOUR ACCOUNT NO</b>	<b>6130350734</b>
<b>BILLING DATE</b>	2024-12-22
<b>TAX INVOICE NO</b>	613251040578
<b>ACCOUNT MONTH</b>	DECEMBER 2024
<b>CURRENT DUE DATE</b>	2025-01-21
<b>VAT REG NO</b>	4000846388
<b>NOTIFIED MAX DEMAND</b>	200.00
<b>UTILISED CAPACITY</b>	200.00

**CONSUMPTION DETAILS (2024-11-22 - 2024-12-21)**

ENERGY CONSUMPTION STD kWh	
ENERGY CONSUMPTION ALL kWh	15,961.71
DEMAND CONSUMPTION - OFF PEAK	15,961.71
DEMAND CONSUMPTION - PEAK	48.71
DEMAND READING - KW/KVA	49.35
LOAD FACTOR	49.35
	45.00

**EMISE ID NUMBER**

0982077957


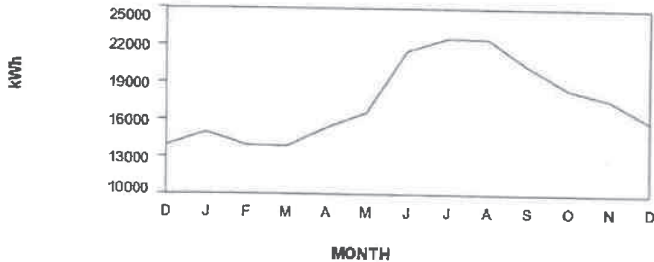
**TARIFF NAME:** Nightsave Rural kVa Interval

ERF 2 FILE 1/3293/11

Administration Charge @ R57.32 per day for 30 days	R	1,719.60
Network Capacity Charge 200 kVA @ R27.08 : = R27.08/kVA	R	5,416.00
Network Demand Charge (All Periods) 15,962 kWh @ R0.5325 /kWh	R	8,499.77
Ancillary Service Charge 15,962 kWh @ R0.0082 /kWh	R	130.89
Low Season Energy Charge 15,962 kWh @ R1.269 /kWh	R	20,255.78
Energy Demand Charge 49.36 kVA @ R284.99 : = R284.99 /kVA	R	14,067.11
<b>SERVICE CHARGE</b>	R	3,710.10

**TOTAL CHARGES**

R **53,799.25**



<b>PAGE RUN NO</b>	EE 24
<b>BILL GROUP</b>	
<b>BILL PAGE</b>	2 OF 2

## BILL PAYMENTS OPTIONS



### Debit Order

- Avoid queues, late payments, the risk of your service being disconnected and the possibility of having to pay interest.
- Should you choose to pay your account by debit order, please contact the Contact Centre on the number or address given on the front of this bill.
- You set a limit on your Debit Order, so that you can keep control.
- Should your Debit Order details change, please contact the Contact Centre on the number or address given on the front of this bill.



### Direct Deposits

- Make direct deposits or transfers at bank counters and ATM's.
- Eskom's banking details may be found on the front of this bill.
- Ensure that your Eskom account number is used as a reference for the Direct Deposit.



### Collection Agencies

#### Pay your bill at:



- Any Pick n Pay store, Hypermarkets, Family stores, Spar or any other retail outlet that provides EasyPay and Pay@ services.
- Shoprite/Checkers Money Market Kiosks and Foodworld stores.
- Take note that SAPO branches are utilized for payments by one of our main Agencies.
- Take your bill with you when making a payment through one of our Agencies.



- Please note that certain restrictions apply to the form of payments that may be tendered. (i.e. cash, cheques or credit cards, depending on the particular agency).

### Internet Payments

#### Internet Payments can be made:



- Through your own Bank's web site (contact your bank for more information).
- Through the collection agent's web site.
- Ensure that your Eskom account number is used in the reference field at all times.

### Telephonic Payments



- Use your banks phone-in services to transfer payments to Eskom from your Bank account (contact your Bank for more information).
- Credit card payments can be made by calling the Eskom Contact Centre number given on the front of this bill.

### Multiple Account Payments

- If multiple payments are made to one account, please send a breakdown of each account together with amounts to the Contact Centre shown on the front of this bill. To prevent interest accruing, or disconnections on these accounts, schedules should be sent immediately.



### Postal Payments (No post-dated cheques will be accepted)

- Cheques, made payable to Eskom Holding SOC Ltd and marked "Not Transferable" between two parallel lines, can be mailed to the postal address shown on the front of this bill. Eskom does not support this channel and may charge for this channel of payment.
- For your own security, cash and cash cheques should not be sent through the post.
- Eskom will not be responsible for any loss sustained.

## BILL DELIVERY OPTIONS



- Accounts can be emailed directly to your email address in a secure 128 bit encrypted format.
- The electronic bill complies with SARS regulations
- To make use of this facility send an email to customerservices@eskom.co.za stating your account number and required email address.
- Please note once the email option is selected you will no longer receive a printed copy of your bill.
- For small power users the bill is available on request in the official language of your choice.

### ACCOUNT NUMBER

### NAME

### POSTAL ADDRESS




### POSTAL CODE

### TELEPHONE NUMBER (BUS)

### TELEPHONE NUMBER (HOME)

### TELEPHONE NUMBER (CELL)

### E-MAIL ADDRESS

### FAX NUMBER

## GENERAL ACCOUNT INFORMATION

### Conditions

- Electricity services are supplied, and this bill is rendered, in terms of Eskom's conditions of contract, as amended from time to time.

### Auto Increase in Debit Order Limit

- As a service, Debit Order limits will be increased by the average rate increase as announced by Eskom.

- **Small power supplies:** in effecting payment pursuant to this invoice, I specifically agree that Eskom's Standard Prices (as amended and approved by the NERSA) and its Standard Conditions of Supply for Small Power users shall apply. Copies of the said documents are available on request from Eskom's Contact Centres. Any objection to the above shall be lodged with Eskom within 14 days of receipt of this invoice, which may result in Eskom terminating the supply.

### VAT Registration Number

- While we endeavour to ensure the information supplied is updated, Eskom Holdings Ltd accepts no responsibility for any incorrect VAT registration number of a CUSTOMER appearing on the invoice. Please advise Eskom of any change in your VAT registration number.

### Payment of Accounts

- Due Date means the date the electricity account is deemed to be received by the customer as provided for in the electricity supply agreement
- Final Payment Date means the date by when the customer's payment of the full invoiced amount must be reflected in Eskom's bank account, failing which interest will be charged, from the Due Date to the date of payment, on the outstanding amount.
- Accounts are due and payable when rendered. The due date on the account is in respect of the current month's electricity consumption.
- Estimated readings will be automatically adjusted after the next actual meter reading.
- Payments may not be deferred.
- If going away, please pay in advance to cover any accounts which may become due in your absence.
- If there is a delay in the receipt of your account, please pay an average amount based on your last account and advise Eskom accordingly.
- All payments that are more than R3 500 per account per month made by either a credit card, debit card or cash will attract a bank fee charge recovery which will be debited to your next bill of account.

### Late Payments, Non Payments & Disconnection

- Interest is payable on overdue accounts.
- Eskom is entitled to disconnect supply for non-payment.
- In the event of a disconnection and in addition to the repayment of all outstanding amounts due, a disconnection/visit fee and additional deposit will become payable.
- Meter tampering is a criminal offence, punishable by law. In addition, charges associated with damage to Eskom property will be for your account.
- Your agreement may not be taken over by a 3rd party. You are legally liable for all charges reflected on this bill.

### Accounts Handed Over for Collection

- Eskom has contracted to National Debt Collectors for accounts handed over.
- All payments for accounts handed over are still payable to Eskom.
- Should the customer pay the debt collector directly and not into Eskom's account, then Eskom will not be held liable.

**PLEASE ADVISE ESKOM IF ANY OF YOUR DETAILS CHANGE OR ARE INCORRECTLY REFLECTED ON THIS BILL. PLEASE PHONE, E-MAIL, FAX OR MAIL THE INFORMATION TO US. DETAILS ON FRONT OF BILL. USE TEAR OFF SLIP ALONGSIDE. THE INFORMATION AS STATED ABOVE IS AVAILABLE, ON REQUEST, IN THE OFFICIAL LANGUAGE OF YOUR CHOICE.**



# Proof of payment

	Date: 22/01/2025 Time: 8:35:38 AM
Profile name:	BEAUFORT WEST MUNICIPALITY
Match reference number:	1989041518
Reference number:	00000005038761744
Payment date:	21/01/2025
From account name:	*BEAUFORT WEST MUNICIPALITY
From account description:	*BEAUFORT WEST MUNICIPALITY
From account statement description:	15/20786*BEAUFORT WE
Beneficiary account / cell phone number:	340167430
Beneficiary/ Recipient name:	ESKOM-6130350734
Beneficiary statement description:	6130350734
Branch code:	632005
Amount:	61,869.14
Additional comments by payer:	

View your account to confirm that you have received this payment.

- All payments are subject to clearing rules.

Please refer to landing page for cut off times and telephone numbers.





Private Bag 582  
Beaufort West  
Beaufort West - 6970

Tel: 023 414 8100  
Fax: 023 414 8105  
Email: treasury@beaufortwestmun.co.za  
Website: www.beaufortwestmun.co.za  
VAT Reg:- 4000846388

### Payment Instruction Detail

PAYMENT DETAILS							Status - Awaiting Payment Approval		
Payment Instruction Number	Payment Instruction Date	Payment Id	Doc Number	Payment Type	Transaction Type	Cashbook	Payment Due Date	Total Payment Amount	Outstanding Payment Amount
PT01/22/00038533/2024-2025	22/01/2025	38533	15/20794	Normal	Exp - Direct Payment EFT	Nedbank 2025	30/12/2024	R 46 535.42	R 46 535.42

### VENDOR DETAILS

Vendor Name	Vendor Number	Bank	Account Number	Branch Code	Account Type	Payment Reference
ESKOM-5245794356	SCM/2205	ABSA BANK LIMITED	340167430	632005	Cheque/Current Account	ESKOM-5245794356

### INVOICE DETAILS

Invoice Number	Vendor/Creditor Invoice Number	Vendor Invoice Date	Goods/Service Description	Invoice Amount (excl. VAT)	VAT	Invoice Amount (Incl. VAT)	Reason for Late Payment
SPH22/1/00019735/2024-2025	INV524804719229	30/11/2024	Electricity Programme, Electricity Administration Project / ESKOM / elektries/5245794356	R 40 465.58	R 6 069.84	R 46 535.42	

## Sundry Invoice Detail

**Vendor Name** ESKOM-524579356  
**Vendor Number** SCM/2205  
**Company Type**

**Invoice Number** SP122/1/00019735/2024-2025  
**Invoice Date** 30/11/2024

Vendor Invoice Number	Project Name	Project Item	Plan Item ID	Purchase Item	Quantity	Unit Price	Invoice Amount (Excl. VAT)	VAT	Invoice Amount (Incl. VAT)
INV524804719229	8030 - Electricity Programme, Electricity Administration Project	ESKOM TE00200100100000000000000000000000000000	161242	elektries/5245794356	1.0000	R 40 465.58	R 40 465.58	R 6 069.84	R 46 535.42
<b>Total Amount</b>							<b>R 40 465.58</b>	<b>R 6 069.84</b>	<b>R 46 535.42</b>

due 29.01.25  
pd



**MUNISIPALITEIT / MUNICIPALITY  
BEAUFORT-WES/BEAUFORT WEST/BHOBHOFOL**  
Kantoor van die Munisipale Bestuurder / Office of the Municipal Manager

**MAGTIGING VIR BETALING (TOT R200 000.00)**

Hiermee verleen ek **LUZUKO NQOTOLA** Direkteur Infrastruktuur,  
goedkeuring vir die betaling van R .....  
aan:


<b>GOEDKEUR</b>	<input checked="" type="checkbox"/>
<b>NIE GOEDGEKEUR</b>	<input type="checkbox"/>

**L. NQOTOLA**  
**DIREKTEUR: INFRASTRUKTUUR**

**AUTHORISATION FOR PAYMENT (UP TO R200 000.00)**

I, **LUZUKO NQOTOLA** Director Infrastructure,  
hereby approve the payment of R. 46.535 = 44  
to Eskom: Nelspoort ST Town  
# 5245794356

<b>APPROVED</b>	<input checked="" type="checkbox"/>
<b>DISAPPROVED</b>	<input type="checkbox"/>

  
**L. NQOTOLA**  
**DIRECTOR: INFRASTRUCTURE**





ESKOM HOLDINGS SOC LTD REG NO 2002/015527/30  
VAT REG NO 4740101508

BEAUFORT WEST LOCAL MUNICIPALITY  
PRIVATE BAG X582  
BEAUFORT WEST  
6970

WESTERN REGION  
PO BOX 377 BELVILLE 7535

CONTACT CENTRE: (0860) 037566  
FAX NO: 0862 437 566  
E-MAIL: customerservice@eskom.co.za  
WEB: WWW.ESKOM.CO.ZA



CUSTOMER SELF SERVICE WEBSITE  
Provincial email listed below

WESTERN REGION  
PO BOX 377 BELVILLE 7535

DIRECT DEPOSIT DETAIL

BANK: ABSA  
BRANCH CODE: 334110  
BANK ACC NO: 34016743

YOUR ACCOUNT NO	5245794356
SECURITY HELD	34700.01
BILLING DATE	2024-12-30
TAX INVOICE NO	524804719229
ACCOUNT MONTH	DECEMBER 2024
CURRENT DUE DATE	2025-01-29
VAT REG NO	4000846388

TAX INVOICE

E-MAIL: eskomaccounts@beaufortwestmun.co.za

ACCOUNT TRANSACTION SUMMARY			
ADMINISTRATION CHARGE		R	1,719.60
DIST. NETWORK CAPACITY CHARGE		R	5,418.00
NETWORK DEMAND CHARGE (C/KWH) (ALL)		R	5,471.97
ANCILLARY SERVICE (ALL)		R	84.26
ENERGY CHARGE (STD)	10,276.00	R	13,040.24
DEMAND CHARGE	38.68	R	11,023.41
SERVICE CHARGE		R	3,710.10
<b>TOTAL CHARGES FOR BILLING PERIOD</b>		R	<b>40,465.58</b>
<b>ACCOUNT SUMMARY FOR DECEMBER 2024</b>			
BALANCE BROUGHT FORWARD (Due Date 2024-12-23)		R	59,536.64
PAYMENT(S) RECEIVED (ACB Payment - 2024-12-20)		R	-59,536.62
TOTAL CHARGES FOR BILLING PERIOD		R	40,465.58
VAT RAISED ON ITEMS AT 14%		R	0.00
VAT RAISED ON ITEMS AT 15%		R	6,069.84
<b>CURRENT</b>	46,535.42	<b>TOTAL DUE</b>	<b>R 46,535.44</b>
<b>ARREARS</b>			
<b>&gt;90 DAYS</b>	0.00	<b>61-90 DAYS</b>	0.00
		<b>31-60 DAYS</b>	0.02
		<b>16-30 DAYS</b>	0.00

Municipaliteit / Municipality  
A & S Department  
22 JAN 2025  
Paid expenditure  
BEAUFORT WEST

Municipaliteit / Municipality  
DEPARTEMENT ELEKTRISITEIT  
31 DEC 2024  
DEPARTEMENT ELEKTRISITEIT  
BEAUFORT - WEST

ACCOUNT NO / REFERENCE NO	5245794356
NAME	BEAUFORT WEST LOCAL
FAX NUMBER	0234148105
ESKOM PAY 7100 1524 5794 3564	

27215700152457943566



9207 2524 5794 3569

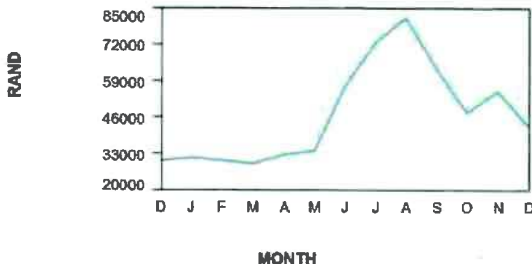


**TOTAL AMOUNT DUE**  
**46,535.44**

PAYMENT ARRANGEMENT	
INSTALMENT	
ARREARS	0.00
DUE DATE	2025-01-29
AMOUNT PAID	

LATE PAYMENT CHARGES WILL BE  
ADDED TO OVERDUE ACCOUNT

PAGE RUN NO	EE 28
BILL GROUP	
BILL PAGE	1 OF 2





# Proof of payment

Date: 23/01/2025 Time: 3:27:21 PM

Profile name:	BEAUFORT WEST MUNICIPALITY
Batch reference number:	1989610816
Reference number:	000000005040183812
Payment date:	22/01/2025
From account name:	*BEAUFORT WEST MUNICIPALITY
From account description:	*BEAUFORT WEST MUNICIPALITY
From account statement description:	15/20794*ESKOM-52457
Beneficiary account / cell phone number:	340167430
Beneficiary/ Recipient name:	ESKOM-524579356
Beneficiary statement description:	5245794356
Branch code:	632005
Amount:	46,535.42
Additional comments by payer:	

Please view your account to confirm that you have received this payment.

All payments are subject to clearing rules.

Please refer to landing page for cut off times and telephone numbers.





Private Bag 582  
Beaufort West  
Beaufort West - 6870

Tel: 023 414 8100  
Fax: 023 414 8105  
Email: treasury@beaufortwestsimun.co.za  
Website: www.beaufortwestsimun.co.za  
VAT Reg:- 4000846388

### Payment Instruction Detail

Status - Awaiting Payment Approval									
Payment Instruction Number	Payment Instruction Date	Payment Id	Doc Number	Payment Type	Transaction Type	Cashbook	Payment Due Date	Total Payment Amount	Outstanding Payment Amount
PT01/22/00038532/2024-2025	22/01/2025	38532	15/20793	Normal	Exp - Direct Payment EFT	Nedbank 2025	22/01/2025	R 74 503.67	R 74 503.67

### VENDOR DETAILS

Vendor Name	Vendor Number	Bank	Account Number	Branch Code	Account Type	Payment Reference
ESKOM-7044326000	SCM/2207	ABSA BANK LIMITED	340167430	632005	Cheque/Current Account	ESKOM-7044326000

### INVOICE DETAILS

Invoice Number	Vendor/Creditor Invoice Number	Vendor Invoice Date	Goods/Service Description	Invoice Amount (excl. VAT)	VAT	Invoice Amount (Incl. VAT)	Reason for Late Payment
SP122/1/00019734/2024-2025	INV704326420120	23/12/2024	Electricity Programme - Electricity Administration Project / ESKOM / 7044326000	R 64 785.80	R 9 717.87	R 74 503.67	



CLP: 22.01.2025

pd



**MUNISIPALITEIT / MUNICIPALITY  
BEAUFORT-WES/BEAUFORT WEST/BHOBHOFULO**  
Kantoor van die Munisipale Bestuurder / Office of the Municipal Manager

**MAGTIGING VIR BETALING (TOT R200 000.00)**

Hiermee verleen ek ~~LUZUKO NQOTOLA~~ LUZUKO NQOTOLA Direkteur Infrastruktuur,

goedkeuring vir die betaling van R .....

aan:

<b>GOEDKEUR</b>	<input checked="" type="checkbox"/>
<b>NIE GOEDGEKEUR</b>	<input type="checkbox"/>

\_\_\_\_\_  
**L. NQOTOLA**  
**DIREKTEUR: INFRASTRUKTUUR**

**AUTHORISATION FOR PAYMENT (UP TO R200 000.00)**

I, **LUZUKO NQOTOLA** Director Infrastructure,

hereby approve the payment of R. 74 503 271

to Eskom :- NT Town Nelspoort

# 7044356000

<b>APPROVED</b>	<input type="checkbox"/>
<b>DISAPPROVED</b>	<input type="checkbox"/>

  
\_\_\_\_\_  
**L. NQOTOLA**  
**DIRECTOR: INFRASTRUCTURE**





WESTERN REGION  
PO BOX 377 BELVILLE 7535



ESKOM HOLDINGS SOC LTD REG NO 2002/015527/30  
VAT REG NO 4740101508

CONTACT CENTRE: (0860) 037566  
FAX NO: 0862 437 566  
E-MAIL: customerservice@eskom.co.za  
WEB: WWW.ESKOM.CO.ZA

BEAUFORT WEST LOCAL MUNICIPALITY  
PRIVATE BAG X582  
BEAUFORT WEST  
6970

YOUR ACCOUNT NO	7044326000
SECURITY HELD	41000.00
BILLING DATE	2024-12-23
TAX INVOICE NO	704326420120
ACCOUNT MONTH	DECEMBER 2024
CURRENT DUE DATE	2025-01-22
VAT REG NO	4000846388

CUSTOMER SELF SERVICE WEBSITE  
Provincial email listed below

WESTERN REGION  
PO BOX 377 BELVILLE 7535

DIRECT DEPOSIT DETAIL

BANK: ABSA  
BRANCH CODE: 334110  
BANK ACC NO: 34016743x

# TAX INVOICE

E-MAIL: eskomaccounts@beaufortwestmun.co.za

## ACCOUNT TRANSACTION SUMMARY

ADMINISTRATION CHARGE	R	1,776.92
DIST. NETWORK CAPACITY CHARGE	R	4,062.00
NETWORK DEMAND CHARGE (C/KWH) (ALL)	R	11,588.80
ANCILLARY SERVICE (ALL)	R	178.46
ENERGY CHARGE (STD)	R	27,817.25
DEMAND CHARGE	R	15,728.60
SERVICE CHARGE	R	3,833.77
<b>TOTAL CHARGES FOR BILLING PERIOD</b>	<b>R</b>	<b>64,785.80</b>

## ACCOUNT SUMMARY FOR DECEMBER 2024

BALANCE BROUGHT FORWARD (Due Date 2024-12-23)	R	73,681.37
PAYMENT(S) RECEIVED (ACB Payment - 2024-12-20)	R	-73,681.33
TOTAL CHARGES FOR BILLING PERIOD	R	64,785.80
VAT RAISED ON ITEMS AT 14%	R	0.00
VAT RAISED ON ITEMS AT 15%	R	9,717.87

## ACCOUNT NO / REFERENCE NO

7044326000
NAME
BEAUFORT WEST LOCAL
FAX NUMBER
0234148105
7100 1704 4326 0000



*Handwritten signature*

CURRENT	74,503.67	TOTAL DUE	R	74,503.71			
ARREARS							
>90 DAYS	0.00	61-90 DAYS	0.00	31-60 DAYS	0.04	16-30 DAYS	0.00

27215700170443260002

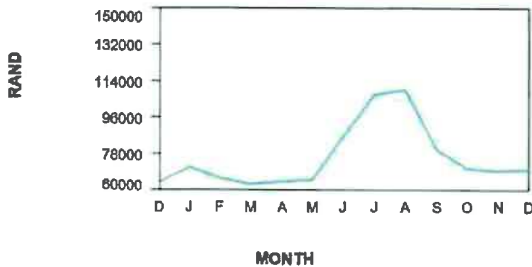


9207 2704 4326 0005



## TOTAL AMOUNT DUE

74,503.71



## PAYMENT ARRANGEMENT

INSTALMENT	0.00
ARREARS	0.00
DUE DATE	2025-01-22
AMOUNT PAID	

LATE PAYMENT CHARGES WILL BE ADDED TO OVERDUE ACCOUNT

PAGE RUN NO	EE 257
BILL GROUP	
BILL PAGE	1 OF 2



# Proof of payment

Date: 23/01/2025 Time: 3:27:21 PM

Profile name:	BEAUFORT WEST MUNICIPALITY
Batch reference number:	1989610816
Reference number:	000000005040183811
Payment date:	22/01/2025
From account name:	*BEAUFORT WEST MUNICIPALITY
From account description:	*BEAUFORT WEST MUNICIPALITY
From account statement description:	15/20793*ESKOM-70443
Beneficiary account / cell phone number:	340167430
Beneficiary/ Recipient name:	ESKOM-7044326000
Beneficiary statement description:	7044326000
Branch code:	632005
Amount:	74,503.67
Additional comments by payer:	

View your account to confirm that you have received this payment.

- Payments are subject to clearing rules.

Please refer to landing page for cut off times and telephone numbers.

P/101/24/0008558

20819

10/01/2025

ESKOM ESKOM 5575899099

- 520,757.78

Debit order



NORTH WESTERN REGION  
PRIVATE BAG X16 WESTVILLE 3630



ESKOM HOLDINGS SOC LTD REG NO 2002/015527/30  
VAT REG NO 4740101508

CONTACT CENTRE: (0860) 037566  
FAX NO: 0862 437 566  
E-MAIL: customerservices@eskom.co.za  
WEB: WWW.ESKOM.CO.ZA

MUNICIPALITY BEAUFORT WEST  
PRIVATE BAG X582  
BEAUFORT WEST  
6970

YOUR ACCOUNT NO	5575899099
SECURITY HELD	719643.95
BILLING DATE	2024-12-11
TAX INVOICE NO	557077021845
ACCOUNT MONTH	DECEMBER 2024
CURRENT DUE DATE	2025-01-10
VAT REG NO	4000846388

CUSTOMER SELF SERVICE WEBSITE  
Provincial email listed below

NORTH WESTERN REGION  
PRIVATE BAG X16 WESTVILLE 3630

DIRECT DEPOSIT DETAIL	
BANK:	First National Bank
BRANCH CODE:	223626
BANK ACC NO:	55070067316

### TAX INVOICE

E-MAIL: eskomaccounts@beaufortwestmun.co.za

#### ACCOUNT TRANSACTION SUMMARY

ADMINISTRATION CHARGE		R	2,639.10
DIST. NETWORK CAPACITY CHARGE		R	31,167.00
NETWORK DEMAND CHARGE (C/KWH) (ALL)		R	103,186.85
ANCILLARY SERVICE (ALL)		R	1,815.73
ENERGY CHARGE (STD)	86,532.00	R	128,828.84
ENERGY CHARGE (PEAK)	38,047.00	R	82,288.05
ENERGY CHARGE (OFF)	96,852.00	R	91,496.08
SERVICE CHARGE		R	11,413.20

**TOTAL CHARGES FOR BILLING PERIOD** R **452,634.85**

#### ACCOUNT SUMMARY FOR DECEMBER 2024

BALANCE BROUGHT FORWARD	(Due Date 2024-12-11)	R	500,693.08
PAYMENT(S) RECEIVED	Autopay Current/Cheque Account - 2024-12-11	R	-500,693.08
TOTAL CHARGES FOR BILLING PERIOD		R	452,634.85
ADJUSTMENT	AUTO PAY DISCOUNT	R	-2.00
VAT RAISED ON ITEMS AT 14%		R	0.00
VAT RAISED ON ITEMS AT 15%		R	67,924.93



ACCOUNT NO / REFERENCE NO	5575899099
NAME	MUNICIPALITY BEAUFORT WEST
FAX NUMBER	0498440271
unipay	7100 1557 5899 0994

CURRENT	TOTAL DUE		R	520,757.78
520,757.78	ARREARS			
>90 DAYS	61-90 DAYS	31-60 DAYS	16-30 DAYS	
0.00	0.00	0.00	0.00	

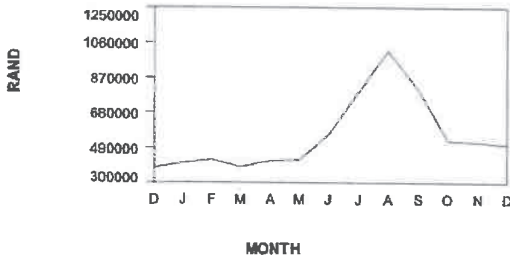
27215700155758990996



9207255758990999



**TOTAL AMOUNT DUE**  
**520,757.78**



PAYMENT ARRANGEMENT	
INSTALMENT	
ARREARS	0.00
DUE DATE	2025-01-10
AMOUNT PAID	

PAGE RUN NO	EP 12
BILL GROUP	
BILL PAGE	1 OF 2

LATE PAYMENT CHARGES WILL BE  
ADDED TO OVERDUE ACCOUNT



NORTH WESTERN REGION  
PRIVATE BAG X16 WESTVILLE 3630



ESKOM HOLDINGS SOC LTD REG NO 2002/015527/30  
VAT REG NO 4740101508

CONTACT CENTRE: (0860) 037566  
FAX NO: 0862 437 566  
E-MAIL: customerservices@eskom.co.za  
WEB: WWW.ESKOM.CO.ZA

MUNICIPALITY BEAUFORT WEST  
PRIVATE BAG X582  
BEAUFORT WEST  
6970

YOUR ACCOUNT NO	5575899099
SECURITY HELD	719643.95
BILLING DATE	2024-12-11
TAX INVOICE NO	557077021845
ACCOUNT MONTH	DECEMBER 2024
CURRENT DUE DATE	2025-01-10
VAT REG NO	4000846388

CUSTOMER SELF SERVICE WEBSITE  
Provincial email listed below

NORTH WESTERN REGION  
PRIVATE BAG X16 WESTVILLE 3630

DIRECT DEPOSIT DETAIL	
BANK:	First National Bank
BRANCH CODE:	223626
BANK ACC NO:	55070067316

## TAX INVOICE

E-MAIL: eskomaccounts@beaufortwestmun.co.za

### ACCOUNT TRANSACTION SUMMARY

ADMINISTRATION CHARGE	R	2,639.10	
DIST. NETWORK CAPACITY CHARGE	R	31,167.00	
NETWORK DEMAND CHARGE (C/KWH) (ALL)	R	103,186.85	
ANCILLARY SERVICE (ALL)	R	1,815.73	
ENERGY CHARGE (STD)	86,532.00	R	128,828.84
ENERGY CHARGE (PEAK)	38,047.00	R	82,288.05
ENERGY CHARGE (OFF)	96,852.00	R	91,496.08
SERVICE CHARGE	R	11,413.20	

**TOTAL CHARGES FOR BILLING PERIOD** R **452,834.85**

### ACCOUNT SUMMARY FOR DECEMBER 2024

BALANCE BROUGHT FORWARD	(Due Date 2024-12-11)	R	500,693.08
PAYMENT(S) RECEIVED	Autopay Current/Cheque Account - 2024-12-11	R	-500,693.08
TOTAL CHARGES FOR BILLING PERIOD		R	452,834.85
ADJUSTMENT	AUTO PAY DISCOUNT	R	-2.00
VAT RAISED ON ITEMS AT 14%		R	0.00
VAT RAISED ON ITEMS AT 15%		R	67,924.93

ACCOUNT NO / REFERENCE NO

**5575899099**

NAME

MUNICIPALITY BEAUFORT WEST

FAX NUMBER

0498440271

7100 1557 5899 0994

CURRENT		TOTAL DUE		R	520,757.78
520,757.78					
ARREARS					
>90 DAYS	61-90 DAYS	31-60 DAYS	16-30 DAYS		
0.00	0.00	0.00	0.00		

27215700155758990996



9207 2557 5899 0999



TOTAL AMOUNT DUE

**520,757.78**

PAYMENT ARRANGEMENT

INSTALMENT

0.00

ARREARS

0.00

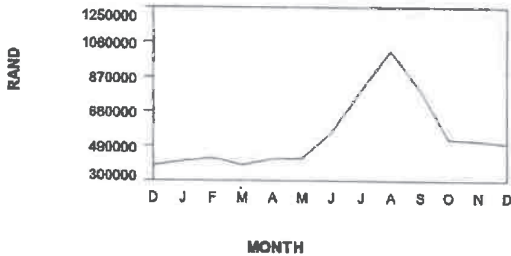
DUE DATE

2025-01-10

AMOUNT PAID

LATE PAYMENT CHARGES WILL BE  
ADDED TO OVERDUE ACCOUNT

PAGE RUN NO	EP 12
BILL GROUP	
BILL PAGE	1 OF 2





NORTH WESTERN REGION  
PRIVATE BAG X16 WESTVILLE 3630

CONTACT CENTRE: (0860) 037566

FAX NO: 0862 437 566

E-MAIL: customerservices@eskom.co.za

WEB: WWW.ESKOM.CO.ZA

MUNICIPALITY BEAUFORT WEST  
PRIVATE BAG X582  
BEAUFORT WEST  
6970


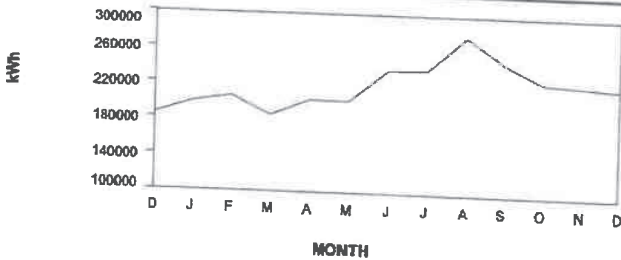
YOUR ACCOUNT NO	5575899099
BILLING DATE	2024-12-11
TAX INVOICE NO	557077021845
ACCOUNT MONTH	DECEMBER 2024
CURRENT DUE DATE	2025-01-10
VAT REG NO	4000846388
NOTIFIED MAX DEMAND	900.00
UTILISED CAPACITY	900.00

**CONSUMPTION DETAILS (2024-11-10 - 2024-12-09)**

ENERGY CONSUMPTION OFF PEAK KWH	96,851.53
ENERGY CONSUMPTION STD KWH	86,532.08
ENERGY CONSUMPTION PEAK KWH	38,047.07
ENERGY CONSUMPTION ALL KWH	
DEMAND READING - KW/KVA	
REACTIVE ENERGY - OFF PEAK	221,430.88
REACTIVE ENERGY - STD	487.71
REACTIVE ENERGY - PEAK	63,387.42
REACTIVE ENERGY - ALL	49,186.84
LOAD FACTOR	19,386.27
	131,940.53
	66.00

PREMISE ID NUMBER: 5575899668 TARIFF NAME: Ruralflex Interval  
OBS49 MUNICIPALITEIT MURRAYSBURG BULK SUPPLY OBS49

Administration Charge @ R87.97 per day for 30 days		
Network Capacity Charge 900 kVA @ R34.63 : = R34.63/kVA	R	2,639.10
Network Demand Charge (All Periods) 221,431 kWh @ R0.468 /kWh	R	31,167.00
Ancillary Service Charge 221,431 kWh @ R0.0082 /kWh	R	103,186.85
Low Season Standard Energy Charge 86,532 kWh @ R1.4888 /kWh	R	1,815.73
Low Season Peak Energy Charge 38,047 kWh @ R2.1628 /kWh	R	128,828.84
Low Season Off Peak Energy Charge 96,852 kWh @ R0.9447 /kWh	R	82,288.05
SERVICE CHARGE	R	91,496.08
TOTAL CHARGES	R	11,413.20
	R	452,834.85



PAGE RUN NO	EP 13
BILL GROUP	
BILL PAGE	2 OF 2





# Statement Enquiry

Date: 14/01/2025 Time: 3:31:08 PM

Account description: \*BEAUFORT WEST MUNICIPALITY  
Account number: 1074280318  
Statement: 27667

Date	Transactions	Debit	Credit	Balance	VAT # ENC *
10/01/2025	OORGEBRING			1,287,384.24	
10/01/2025	2500802950017017 Property Mana		103,661.94	1,391,046.18	
10/01/2025	ESKOM ESKOM 5575899099	-520,757.78		870,288.40	
10/01/2025	BIDVESTTRSBIDVEST BANK	-6,093.29		864,195.11	
10/01/2025	EASYPAY EASYP 4458000002	-670.51		863,524.60	
10/01/2025	NEDLNK DPHILLS 00190138 1498		2,631.43	866,156.03	
10/01/2025	NEDLNK DPRUSTD 00190137 2213		1,500.00	867,656.03	
10/01/2025	NEDLNK DPNIEUV 00190139 942		614.00	868,270.03	
10/01/2025	OORGEDRA			868,270.03	

### Notice

Whilst every effort has been made to ensure that the information on this statement is accurate, Nedbank Limited takes no responsibility for any loss or damage suffered by any person as a result of their reliance upon the information contained in this statement and the contents should be verified against the final statement to be provided by Nedbank to the client.

# - VAT is applicable for this transaction

\* - Uncleared Effect (ENC) is applicable for this transaction







WESTERN REGION  
 PO BOX 377 BELVILLE 7535  
**CONTACT CENTRE:** (0860) 037566  
**FAX NO:** 0862 437 566  
**E-MAIL:** customerservices@eskom.co.za  
**WEB:** WWW.ESKOM.CO.ZA

BEAUFORT WEST LOCAL MUNICIPALITY  
 ATT CHIEF FINANCIAL OFFICER  
 PRIVATE BAG X582  
 BEAUFORT WEST  
 6970

<b>YOUR ACCOUNT NO</b>	<b>5395201346</b>
<b>BILLING DATE</b>	2025-01-02
<b>TAX INVOICE NO</b>	539236905916
<b>ACCOUNT MONTH</b>	DECEMBER 2024
<b>CURRENT DUE DATE</b>	2025-02-01
<b>VAT REG NO</b>	4000846388
<b>NOTIFIED MAX DEMAND</b>	20,000.00
<b>UTILISED CAPACITY</b>	20,000.00

**CONSUMPTION DETAILS (2024-12-01 - 2024-12-31)**

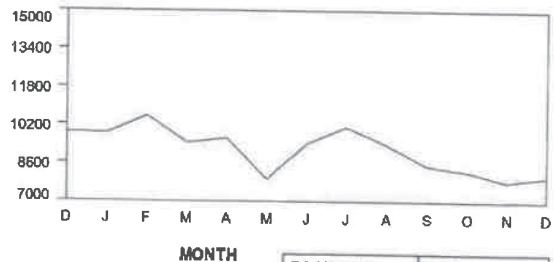
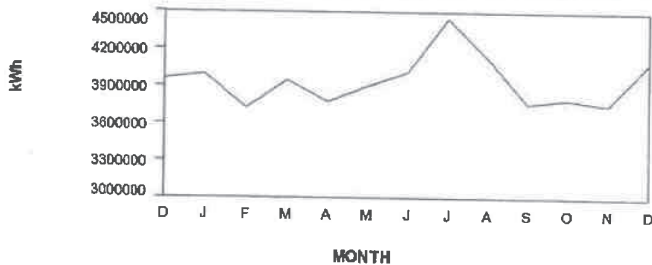
ENERGY CONSUMPTION OFF PEAK kWh	2,029,864.31
ENERGY CONSUMPTION STD kWh	1,474,431.17
ENERGY CONSUMPTION PEAK kWh	591,563.25
ENERGY CONSUMPTION ALL kWh	4,095,859.73
DEMAND CONSUMPTION - OFF PEAK	7,817.92
DEMAND CONSUMPTION - STD	8,062.41
DEMAND CONSUMPTION - PEAK	8,031.32
DEMAND READING - kW/KVA	8,062.41
REACTIVE ENERGY - OFF PEAK	190,640.24
REACTIVE ENERGY - STD	236,668.52
REACTIVE ENERGY - PEAK	82,990.90
LOAD FACTOR	69.00

**PREMISE ID NUMBER** 5395201216 **TARIFF NAME:** Megaflex

BEAUFORT WES MUNIC 1/3210 REMOTE DROERMIER

Administration Charge @ R181.34 per day for 31 days	R	5,621.54
TX Network Capacity Charge 20,000 kVa @ R15.94 : = R15.94/kVA	R	318,800.00
Network Capacity Charge 20,000 kVA @ R11.55 : = R11.55/kVA	R	231,000.00
Network Demand Charge 8,062.41 kVA @ R21.37 : = R21.37 /kVA	R	172,293.70
Urban Low Voltage Subsidy 20,000 kVa @ R28.29 : = R28.29/kVA	R	565,800.00
Ancillary Service Charge 4,095,859 kWh @ R0.0073 /kWh	R	29,899.77
Low Season Standard Energy Charge 1,474,431 kWh @ R1.3836 /kWh	R	2,040,022.73
Low Season Peak Energy Charge 591,563 kWh @ R2.0104 /kWh	R	1,189,278.26
Low Season Off Peak Energy Charge 2,029,864 kWh @ R0.8775 /kWh	R	1,781,205.66
Electrification and Rural Subsidy 4,095,859 kWh @ R0.1567 /kWh	R	641,821.11
Standard Connection Charge R3,503.61	R	3,503.61
<b>SERVICE CHARGE</b>	R	12,471.92

**TOTAL CHARGES** R **6,991,718.30**



<b>PAGE RUN NO</b>	EE 18
<b>BILL GROUP</b>	
<b>BILL PAGE</b>	2 OF 2



## BILL PAYMENTS OPTIONS



### Debit Order

- Avoid queues, late payments, the risk of your service being disconnected and the possibility of having to pay interest.
- Should you choose to pay your account by debit order, please contact the Contact Centre on the number or address given on the front of this bill.
- You set a limit on your Debit Order, so that you can keep control.
- Should your Debit Order details change, please contact the Contact Centre on the number or address given on the front of this bill.



### Direct Deposits

- Make direct deposits or transfers at bank counters and ATM's.
- Eskom's banking details may be found on the front of this bill.
- Ensure that your Eskom account number is used as a reference for the Direct Deposit.



### Collection Agencies

#### Pay your bill at:

- Any Pick n Pay store, Hypermarkets, Family stores, Spar or any other retail outlet that provides EasyPay and Pay@ services.
- Shoprite/Checkers Money Market Kiosks and Foodworld stores.
- Take note that SAPO branches are utilized for payments by one of our main Agents
- Take your bill with you when making a payment through one of our Agencies.
- Please note that certain restrictions apply to the form of payments that may be tendered. (i.e. cash, cheques or credit cards, depending on the particular agency).



### Internet Payments

#### Internet Payments can be made:

- Through your own Bank's web site (contact your bank for more information).
- Through the collection agent's web site.
- Ensure that your Eskom account number is used in the reference field at all times.



### Telephonic Payments

- Use your banks phone-in services to transfer payments to Eskom from your Bank account (contact your Bank for more information).
- Credit card payments can be made by calling the Eskom Contact Centre number given on the front of this bill.



### Multiple Account Payments

- If multiple payments are made to one account, please send a breakdown of each account together with amounts to the Contact Centre shown on the front of this bill. To prevent interest accruing, or disconnections on these accounts, schedules should be sent immediately.



### Postal Payments (No post-dated cheques will be accepted)

- Cheques, made payable to Eskom Holding SOC Ltd and marked "Not Transferable" between two parallel lines, can be mailed to the postal address shown on the front of this bill. Eskom does not support this channel and may charge for this channel of payment.
- For your own security, cash and cash cheques should not be sent through the post.
- Eskom will not be responsible for any loss sustained.

## BILL DELIVERY OPTIONS



- Accounts can be emailed directly to your email address in a secure 128 bit encrypted format.
- The electronic bill complies with SARS regulations
- To make use of this facility send an email to [customerservices@eskom.co.za](mailto:customerservices@eskom.co.za) stating your account number and required email address.
- Please note once the email option is selected you will no longer receive a printed copy of your bill.
- For small power users the bill is available on request in the official language of your choice.

### ACCOUNT NUMBER

### NAME

### STAL ADDRESS




### POSTAL CODE

### TELEPHONE NUMBER (BUS)

### TELEPHONE NUMBER (HOME)

### TELEPHONE NUMBER (CELL)

### E-MAIL ADDRESS

### FAX NUMBER

## GENERAL ACCOUNT INFORMATION

### Conditions

- Electricity services are supplied, and this bill is rendered, in terms of Eskom's conditions of contract, as amended from time to time.

### Auto Increase in Debit Order Limit

- As a service, Debit Order limits will be increased by the average rate increase as announced by Eskom.

- **Small power supplies:** in effecting payment pursuant to this invoice, I specifically agree that Eskom's Standard Prices (as amended and approved by the NERSA) and its Standard Conditions of Supply for Small Power users shall apply. Copies of the said documents are available on request from Eskom's Contact Centres. Any objection to the above shall be lodged with Eskom within 14 days of receipt of this invoice, which may result in Eskom terminating the supply.

### VAT Registration Number

- While we endeavour to ensure the information supplied is updated, Eskom Holdings Ltd accepts no responsibility for any incorrect VAT registration number of a CUSTOMER appearing on the invoice. Please advise Eskom of any change in your VAT registration number.

### Payment of Accounts

- Due Date means the date the electricity account is deemed to be received by the customer as provided for in the electricity supply agreement.
- Final Payment Date means the date by when the customer's payment of the full invoiced amount must be reflected in Eskom's bank account, failing which interest will be charged, from the Due Date to the date of payment, on the outstanding amount.
- Accounts are due and payable when rendered. The due date on the account is in respect of the current month's electricity consumption.
- Estimated readings will be automatically adjusted after the next actual meter reading.
- Payments may not be deferred.
- If going away, please pay in advance to cover any accounts which may become due in your absence.
- If there is a delay in the receipt of your account, please pay an average amount based on your last account and advise Eskom accordingly.
- All payments that are more than R3 500 per account per month made by either a credit card, debit card or cash will attract a bank fee charge recovery which will be debited to your next bill of account.


### Late Payments, Non Payments & Disconnection

- Interest is payable on overdue accounts.
- Eskom is entitled to disconnect supply for non-payment.
- In the event of a disconnection and in addition to the repayment of all outstanding amounts due, a disconnection/visit fee and additional deposit will become payable.
- Meter tampering is a criminal offence, punishable by law. In addition, charges associated with damage to Eskom property will be for your account.
- Your agreement may not be taken over by a 3rd party. You are legally liable for all charges reflected on this bill.

### Accounts Handed Over for Collection

- Eskom has contracted to National Debt Collectors for accounts handed over.
- All payments for accounts handed over are still payable to Eskom.
- Should the customer pay the debt collector directly and not into Eskom's account, then Eskom will not be held liable.

**PLEASE ADVISE ESKOM IF ANY OF YOUR DETAILS CHANGE OR ARE INCORRECTLY REFLECTED ON THIS BILL. PLEASE PHONE, E-MAIL, FAX OR MAIL THE INFORMATION TO US. DETAILS ON FRONT OF BILL. USE TEAR OFF SLIP ALONGSIDE. THE INFORMATION AS STATED ABOVE IS AVAILABLE, ON REQUEST, IN THE OFFICIAL LANGUAGE OF YOUR CHOICE.**



Private Bag 582  
Beaufort West  
Beaufort West - 6870

Tel: 023 414 8100  
Fax: 023 414 8105  
Email: treasury@beaufortwestmun.co.za  
Website: www.beaufortwestmun.co.za  
VAT Reg- 4000846388

## Payment Instruction Detail

Status - Awaiting Payment Approval									
Payment Instruction Number	Payment Instruction Date	Payment Id	Doc Number	Payment Type	Transaction Type	Cashbook	Payment Due Date	Total Payment Amount	Outstanding Payment Amount
PT01/30/00038563/2024-2025	30/01/2025	38563	15/20824	Normal	Exp - Direct Payment-EFT	Nedbank 2025	01/02/2025	R 8 040 476.05	R 8 040 476.05

### VENDOR DETAILS

Vendor Name	Vendor Number	Bank	Account Number	Branch Code	Account Type	Payment Reference
ESKOM-5395201346	SCM/2203	ABSA BANK LIMITED	340167430	632005	Cheque/Current Account	ESKOM-5395201346

### INVOICE DETAILS

Invoice Number	Vendor/Creditor Invoice Number	Vendor Invoice Date	Goods/Service Description	Invoice Amount (excl. VAT)	VAT	Invoice Amount (Incl. VAT)	Reason for Late Payment
SP22/L/00019739/2024-2025	INV539236905916	02/01/2025	Electricity Programme_Electricity Administration Project / ESKOM / elektries/5395201346	R 6 991 718.30	R 1 048 757.75	R 8 040 476.05	







# Proof of payment

Date: 31/01/2025 Time: 11:51:32 AM

Profile name:	BEAUFORT WEST MUNICIPALITY
Batch reference number:	1998871330
Payment reference number:	00000005061456424
Payment date:	31/01/2025
Payment capture date:	31/01/2025
Payment authorise date and time:	31/01/2025 10:07:53 AM
From account name:	*BEAUFORT WEST MUNICIPALITY
From account description:	*BEAUFORT WEST MUNICIPALITY
From account statement description:	15/20824*ESKOM-53952
Beneficiary account number:	340167430
Beneficiary/ Recipient name:	ESKOM-5395201346
Beneficiary statement description:	Beaufort West Municipality
Branch code:	632005
Amount:	8,040,476.05
Real-time:	No

Additional comments by payer:

View your account to confirm that you have received this payment.

- All payments are subject to clearing rules.

Please refer to landing page for cut off times and telephone numbers.



Private Bag 582  
Beaufort West  
Beaufort West - 6870

Tel: 023 414 8100  
Fax: 023 414 8105  
Email: [treasury@beaufortwestmun.co.za](mailto:treasury@beaufortwestmun.co.za)  
Website: [www.beaufortwestmun.co.za](http://www.beaufortwestmun.co.za)  
VAT Reg: -4000846388

### Payment Instruction Detail

PAYMENT DETAILS		Status - Awaiting Payment Approval							
Payment Instruction Number	Payment Instruction Date	Payment Id	Doc Number	Payment Type	Transaction Type	Cashbook	Payment Due Date	Total Payment Amount	Outstanding Payment Amount
P701/30/00038592/2024-2025	30/01/2025	38592	15/20853	Normal	Exp - Direct Payment EFT	Nedbank 2025	06/02/2025	R 11 573.99	R 11 573.99

### VENDOR DETAILS

Vendor Name	Vendor Number	Bank	Account Number	Branch Code	Account Type	Payment Reference
ESKOM-8349427960	SCM/2208	ABSA BANK LIMITED	340167430	632005	Cheque/Current Account	ESKOM-8349427960

### INVOICE DETAILS

Invoice Number	Vendor/Creditor Invoice Number	Vendor Invoice Date	Goods/Service Description	Invoice Amount (excl. VAT)	VAT	Invoice Amount (Incl. VAT)	Reason for Late Payment
SP122/1/00019758/2024-2025	INV834690070135	07/01/2025	Electricity Programme Electricity Administration Project / ESKOM / elektrikes/8349427960	R 10 064.34	R 1 509.65	R 11 573.99	





**MUNISIPALITEIT / MUNICIPALITY**  
**BEAUFORT-WES/BEAUFORT WEST/BHOBHOFLO**  
Kantoor van die Munisipale Bestuurder / Office of the Municipal Manager

**MAGTIGING VIR BETALING (TOT R30 000.00)**

Hiermee verleen ek C. DE KOKER.....Wnde Senior Bestuurder:  
Elektrotegniese Dienste,

goedkeuring vir die betaling van R 11 573,99.....

aan Eskom: 83494 27960 (Nekpoort)

GOEDKEUR	<input checked="" type="checkbox"/>
NIE GOEDGEKEUR	<input type="checkbox"/>



**C. DE KOKER**  
**WNDE SENIOR BESTUURDER: ELEKTROTEGNIесе DIENSTE**





ESKOM HOLDINGS SOC LTD REG NO 2002/015527/30  
VAT REG NO 4740101508

BEAUFORT WEST MUNICIPALITY  
PO BOX 582  
BEAUFORT WEST  
6970

WESTERN REGION  
PO BOX 377 BELVILLE 7535

CONTACT CENTRE: (0860) 037566  
FAX NO: 0862 437 566  
E-MAIL: customerservice@eskom.co.za  
WEB: WWW.ESKOM.CO.ZA



CUSTOMER SELF SERVICE WEBSITE  
Provincial email listed below

WESTERN REGION  
PO BOX 377 BELVILLE 7535

DIRECT DEPOSIT DETAIL

BANK: ABSA  
BRANCH CODE: 334110  
BANK ACC NO: 34018743K

YOUR ACCOUNT NO	8349427960
SECURITY HELD	17126.31
BILLING DATE	2025-01-07
TAX INVOICE NO	834690070135
ACCOUNT MONTH	JANUARY 2025
CURRENT DUE DATE	2025-02-01
VAT REG NO	4000846388
NOTIFIED MAX DEMAND	100.00

TAX INVOICE

E-MAIL: eskomaccounts@beaufortwestmun.co.za

READING TYPE: ACTUAL	READING DATES: 2024/12/03 - 2025/01/06	NO OF DAYS: 34	SEASON:
Your next estimated reading will be on 04/02/2025			
CONSUMPTION SUMMARY FOR BILLING PERIOD			
METER NUMBER	PREV. READING	CURR. READING	DIFFERENCE
3015115670695	319775.0000	321156.0000	1381.0000
CONSTANT			1.0000
CONSUMPTION			1.381.0000
TOTAL ENERGY CONSUMED FOR BILLING PERIOD (kWh)			1.381.00
PREMISE ID NUMBER	0535806907	TARIFF NAME:	Landrate 1,2,3
L.SPOORT			
Service and Administration Charge @ R46.54 per day for 34 days		R	1,582.36
Network Capacity Charge @ R139.77 per day for 34 days		R	4,752.18
Network Demand Charge 1,381 kWh @ R0.5325 /kWh		R	735.38
Ancillary service charge 1,381 kWh @ R0.0082 /kWh		R	11.32
Energy Charge 1,381 kWh @ R2.1601 /kWh		R	2,983.10
TOTAL CHARGES FOR BILLING PERIOD			R 10,064.34
ACCOUNT SUMMARY FOR JANUARY 2025			
BALANCE BROUGHT FORWARD (Due Date 2024-12-30)		R	9,754.23
PAYMENT(S) RECEIVED ACB Payment - 2024-12-30		R	-9,754.23
TOTAL CHARGES FOR BILLING PERIOD		R	10,064.34
VAT RAISED ON ITEMS AT 14%		R	0.00
VAT RAISED ON ITEMS AT 15%		R	1,509.65
CURRENT			11,573.99
TOTAL AMOUNT DUE			R 11,573.99
ARREARS			
>90 DAYS	61-90 DAYS	31-60 DAYS	
0.00	0.00	0.00	



*Signature*

ACCOUNT NO / REFERENCE NO	8349427960
NAME	BEAUFORT WEST MUNICIPALITY
FAX NUMBER	0865020900
E-MAIL	7100 1834 9427 9605

272157001 83494279607

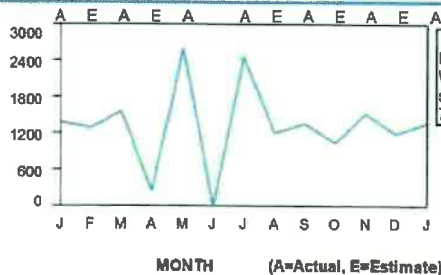
7100 1834 9427 9605

easy pay

TOTAL AMOUNT DUE  
**11,573.99**

PAYMENT ARRANGEMENT	
INSTALMENT	0.00
ARREARS	0.00
DUE DATE	2025-02-01
AMOUNT PAID	

LATE PAYMENT CHARGES WILL BE ADDED TO OVERDUE ACCOUNTS



Message  
Eskom will move towards quarterly meter readings from 1 April 2014. We encourage all customers who have access to their meter boxes to submit their meter reads by calling the Eskom Contact Centre 086 003 7566 or submitting it on the Eskom website

PAGE RUN NO	EE 2486
BILL GROUP	
BILL PAGE	1 OF 1



# Proof of payment

Date: 31/01/2025 Time: 11:49:50 AM

Profile name:	BEAUFORT WEST MUNICIPALITY
Batch reference number:	1998879311
Payment reference number:	000000005061453736
Payment date:	31/01/2025
Payment capture date:	31/01/2025
Payment authorise date and time:	31/01/2025 10:07:31 AM
From account name:	*BEAUFORT WEST MUNICIPALITY
From account description:	*BEAUFORT WEST MUNICIPALITY
From account statement description:	15/20853*ESKOM-83494
Beneficiary account number:	340167430
Beneficiary/ Recipient name:	ESKOM-8349427960
Beneficiary statement description:	Beaufort West Municipality
Branch code:	632005
Amount:	11,573.99
Real-time:	No

Additional comments by payer:

View your account to **confirm that you have received this payment.**

- All payments are subject to clearing rules.

Please refer to landing page for cut off times and telephone numbers.

**IL00100601400200000000000000000000000000000000**

**Liabilities:Current Liabilities:Trade and Other Payable Exchange  
Transactions:Water Inventory Bulk Purchases:Deposits**



Private Bag 582  
Beaufort West  
Beaufort West - 6970

Telex: 023 414 8100  
Fax: 023 414 8105  
Email: treasury@beaufortwestmun.co.za  
Website: www.beaufortwestmun.co.za  
VAT Reg:- 4000846388

## Sundry Invoice Detail

**Invoice Number** SPI14/1/00019707/2024-2025      **Vendor Name** WATER & WASTEWATER ENGINEERING  
**Invoice Date** 01/01/2025      **Vendor Number** SCM/439  
**Company Type**

Vendor Invoice Number	Project Name	Project Item	Plan Item ID	Purchase Item	Quantity	Unit Price	Invoice Amount (Excl. VAT)	VAT	Invoice Amount (Incl. VAT)
437	8178 - Water Services Programme - Water Treatment Project	Water IE 00700400000000000000000000000000	156446	Recycling Plant	1.0000	R 730 568.55	R 730 568.55	R 109 585.28	R 840 153.83
<b>Total Amount</b>							<b>R 730 568.55</b>	<b>R 109 585.28</b>	<b>R 840 153.83</b>



MUNISIPALITEIT / MUNICIPALITY

BEAUFORT-WES/BEAUFORT WEST/BHOBHOFULO

Kantoor van die Munisipale Bestuurder / Office of the Municipal Manager

**MAGTIGING VIR BETALING**

Hiermee verleen ek **D.E WELGEMOED, MUNISIPALE BESTUURDER,**  
goedkeuring vir die betaling van

.....

aan

.....

\_\_\_\_\_  
**D.E WELGEMOED**  
**MUNISIPALE BESTUURDER**

GOEDKEUR	
NIE GOEDGEKEUR	
GOEDKEUR	
NIE GOEDGEKEUR	

**AUTHORISATION FOR PAYMENT**

I **D.E WELGEMOED, MUNICIPAL MANAGER,** grant approval

**TO: NEWATER(WATER & WASTE WATER ENGINEERING)**

**PAYMENT FOR: PURCHASE OF WATER: RECYCLING PLANT : R 840,153.83**

VERIFIED	
NOT VERIFIED	

\_\_\_\_\_  
**D.E WELGEMOED**  
**MUNICIPAL MANAGER**

APPROVED	+
NOT APPROVED	

*plant worked optimally  
hours to supply the  
town.*





**MUNISIPALITEIT / MUNICIPALITY / UMASIPALA-WASE  
BEAUFORT-WES / BEAUFORT WEST / BHOBHOFOLO**

**DEPARTEMENT VAN DIE DIREKTEUR: INGENIEURSDIENSTE  
DEPARTMENT OF THE DIRECTOR: ENGINEERING SERVICES  
ISEBE LOMPHATHI OWONGAMELEYO: KWICANDELO LEZENJINELI**

Rig asseblief alle korrespondensie aan die Munisipale Bestuurder/Kindly address all correspondence to the Municipal Manager/Yonka Imbalelwano mayithumetwa kuMlawu kaMasipala

Verwysing 13/1/2/7/3  
Reference  
Isalathiso

Navrae C.B. Wright  
Enquiries  
Imibuzo

Datum 06 January 2025  
Date

Privaatsak / Private Bag 582  
Faks / Fax 023-4152811  
Tel 023-4148101

E-pos / E-mail : pa.eng@beaufortwestmun.co.za  
Birdstraat 61/63 Bird Street  
BEAUFORT-WES  
BEAUFORT WEST  
6970

**MEMORANDUM: CHIEF FINANCIAL OFFICER**

**WATER & WASTE WATER ENGINEERING: ACCOUNT FOR PURCHASE OF  
WATER: RECYCLING PLANT: R840,153.83**

Please find attached invoice 437 from NEWater (Water and Waste Water Engineering) for the purchase of purified water from the recycling plant.

For the period 01 to 31 December 2024, a total amount of 42,205.00 kl of water was delivered from the Recycling Plant, at a cost of R17.31 /kl excluding VAT. Costs amount to: **R 840.153.83.**

Please pay out NEWater (Water & Waste Water Engineering) against post number **4050-0600-0000: Raw water purchases.**

For your further attention.

**C.B. WRIGHT  
SENIOR MANAGER: TECHNICAL SERVICES**

  
**L. NGOTOLA  
DIRECTOR: INFRASTRUCTURE SERVICES**



<b>To:</b> Beaufort West Municipality Private Bag X582 Beaufort West 6970 Attention: Mr C Wright VAT nr: 400 084 6388	<b>From:</b> NEWater (Pty) Ltd P. O. Box 12845 Die Boord 7613 Attention: Mr P Marais Tel: (021) 880 1829 Cell: (082) 870 1988 VAT nr: 471 021 7383
---	--

<b>Invoice Number:</b> 437	<b>Date:</b> 01-Jan-25	<b>Terms:</b> 30 days	<b>Your Reference:</b>	<b>Page:</b> 1
-------------------------------	---------------------------	--------------------------	------------------------	-------------------

Description: Beaufort West Water Reclamation Plant	Total
<b>1. Final Water Invoiced</b>	
Final Water invoiced during December 2024	42,205.00 kl
	<b>Invoiceable Water</b>
	42,205.00 kl
Rate per kl	R17.31
	<b>Sub total</b>
	R730,568.55
	VAT 15%
	R109,585.28
	<b>Sub total (Including VAT)</b>
	R840,153.83




<b>Bank Details:</b> ABSA Stellenbosch Branch Code: 33 44 10 Cheque Account nr: 405 993 1038	<b>Total Due This Invoice</b> R840,153.83
---	--

*P. Marais*  
 Pierre Marais Pr Eng

01-Jan-25  
 Date

Opsomming Desember 2024

DATUM	Inisialisasie vloei-meter	Overflow Chamber Vloei-meter	RO Water Vloei-meter (kl/dag)	Som van RO Water gelewer (kl)	Final Water Vloei-meter (kl/dag)	Reservoir Vloei-meter (kl/dag)	Loadshedding	Notas
01-Dec-24	3275	2,930	1,358	1,358	1,273	1310	-	
02-Dec-24	3847	2,121	1,359	2,717	1,289	1,302	-	
03-Dec-24	4259	3,075	1,301	4,018	1,264	1,330	-	
04-Dec-24	4135	2,676	1,359	5,377	1,278	1,336	-	
05-Dec-24	4142	2,579	1,360	6,737	1,286	1,268	-	
06-Dec-24	4944	1,648	1,351	8,088	1,287	1,281	-	M/River Leeg Loop
07-Dec-24	7951	2,478	0	8,088	0	0	-	Skoon maak van Maturation
08-Dec-24	8741	2,151	720	8,808	522	534	-	Start UP at 00:30 After RO CIP STAGE 1 & 2 UF CIP
09-Dec-24	5523	2,790	1,349	10,157	1,260	1,279	-	
10-Dec-24	3585	2,821	1,605	-11,762	1,505	1,519	-	
11-Dec-24	3403	2,742	1,750	13,512	1,647	1,677	-	
12-Dec-24	2875	2,401	1,745	15,257	1,641	1,679	-	
13-Dec-24	2945	2,863	1,674	16,931	1,574	1,605	-	
14-Dec-24	3020	2,512	1,625	18,556	1,534	1,294	-	
15-Dec-24	2845	2,658	1,383	19,939	1,282	567	-	Reservoir meter staan,Tiaan sal dit uitsorteer
16-Dec-24	2887	2,662	1,436	21,375	1,319	1,358	-	Pyp was gevandaliseer(stukkend gekap) water weggeloop
17-Dec-24	2854	2,248	1,358	22,733	1,280	1,297	-	
18-Dec-24	2642	2,371	1,347	24,080	1,264	1,292	-	
19-Dec-24	2975	2,603	1,880	25,960	1,730	1,784	-	
20-Dec-24	3130	2,722	1,754	27,714	1,651	1,680	-	
21-Dec-24	4048	2,505	1,632	29,346	1,531	1,572	-	
22-Dec-24	3822	2,504	1,557	30,903	1,453	1,475	-	
23-Dec-24	3589	2,325	1,662	32,565	1,559	1,591	-	
24-Dec-24	4028	3,155	1,576	34,141	1,472	1,496	-	
25-Dec-24	3889	2,839	1,652	35,793	1,548	1,606	-	
26-Dec-24	3909	2,710	1,293	37,086	1,191	1,203	-	
27-Dec-24	3995	2,663	1,521	38,607	1,390	1,421	-	
28-Dec-24	4424	3,250	1,881	40,488	1,710	1,762	-	
29-Dec-24	4161	3,059	1,759	42,247	1,647	1,697	-	
30-Dec-24	4278	3,070	1,691	43,938	1,584	1,593	-	
31-Dec-24	4628	3,043	1,496		1,380	1,397	-	
	<b>118,537</b>	<b>82,174</b>	<b>45,434</b>	<b>0</b>	<b>42,351</b>	<b>42,205</b>		

Opsomming

Finalte Water gelewer by Reservoir in Desember 2024 (A)

42,205



**Statement**

Date of Statement: **1 January 2025**

<p><b>To:</b></p> <p><b>Beaufort West Municipality</b>                  Private Bag X582                  Beaufort West                  6970                  Attention: Mr C Wright</p> <p>VAT nr: 400 084 6388</p> <p style="text-align: right;">Tel: (023) 414 8020                  Fax: (023) 415 1373</p>	<p><b>From:</b></p> <p><b>NEWater (Pty) Ltd</b>                  P.O. Box 12845                  Die Boord                  STELLENBOSCH                  7613</p> <p>VAT nr: 471 021 7383</p> <p style="text-align: right;">Tel: (021) 880 1829                  Cell: (082) 870 1988</p>
--	--

Invoice No	Date Submitted	Amount	Paid	Payment Received
431	01-Jul-24	R 642,621.63	R -642,621.63	01-Aug-24
432	01-Aug-24	R 687,610.32	R -687,610.32	30-Aug-24
433	01-Sept-24	R 663,742.43	R -663,742.43	30-Sept-24
434	01-Oct-24	R 656,476.56	R -656,476.56	31-Oct-24
435	01-Nov-24	R 514,821.90	R -514,821.90	29-Nov-24
436	01-Dec-24	R 745,378.99	R -745,378.99	30-Dec-24
437	01-Jan-25	R 840,153.83		

<b>Total Amount Invoiced</b>	<b>Payments Received</b>	<b>Balance Outstanding</b>
R 4,750,805.66	R -3,910,651.83	R 840,153.83

120+ Days	90 Days - 119 Days	60 Days - 89 Days	30 Days - 59 Days	Current - 29 Days
R -	R -	R -	R -	R 840,153.83

*P. Marais*  
 Pierre Marais Pr Eng



1 January 2025  
 Date



# Proof of payment

Date: 31/01/2025 Time: 12:09:48 PM	
Profile name:	BEAUFORT WEST MUNICIPALITY
Batch reference number:	1998742878
Payment reference number:	00000005061444541
Payment date:	31/01/2025
Payment capture date:	31/01/2025
Payment authorise date and time:	31/01/2025 10:09:33 AM
From account name:	*BEAUFORT WEST MUNICIPALITY
From account description:	*BEAUFORT WEST MUNICIPALITY
From account statement description:	15/20871*WATER & WAS
Beneficiary account number:	4059931038
Beneficiary/ Recipient name:	WATER & WASTEWATER ENGINEERING
Beneficiary statement description:	Beaufort West Municipality
Branch code:	632005
Amount:	840,153.83
Real-time:	No
Additional comments by payer:	

View your account to confirm that you have received this payment.

- All payments are subject to clearing rules.

Please refer to landing page for cut off times and telephone numbers.





Private Bag 582  
Beaufort West  
Beaufort West - 6970

Tel: 023 414 8100  
Fax: 023 414 8105  
Email: [treasury@beaufortwestmun.co.za](mailto:treasury@beaufortwestmun.co.za)  
Website: [www.beaufortwestmun.co.za](http://www.beaufortwestmun.co.za)  
VAT Reg:- 4000846388

## Payment Instruction Detail

Status - Awaiting Payment Approval									
Payment Instruction Number	Payment Instruction Date	Payment Id	Payment Doc Number	Payment Type	Transaction Type	Cashbook	Payment Due Date	Total Payment Amount	Outstanding Payment Amount
PI01/30/00038641/2024-2025	30/01/2025	38641	15/20902	Normal	Exp - Direct Payment EFT	Nedbank 2025	30/01/2025	R 41 411.20	R 41 411.20

### VENDOR DETAILS


Vendor Name	Vendor Number	Bank	Account Number	Branch Code	Account Type	Payment Reference
J NEL	SCM/414	Absa Bank	1540580193	334108	Cheque/Current Account	J NEL

### INVOICE DETAILS

Invoice Number	Vendor / Creditor Invoice Number	Vendor Invoice Date	Goods/Service Description	Invoice Amount (excl. VAT)	VAT	Invoice Amount (Incl. VAT)	Reason for Late Payment
SPT14/1/00019708/2024-2025 82		31/12/2024	Water Services Programme, Water Treatment Project / Water / Steenrotsfontein	R 36 009.74	R 5 401.46	R 41 411.20	

Private Bag 582  
Beaufort West  
Beaufort West - 6970

Tel: 023 414 8100  
Fax: 023 414 8105  
Email: treasury@beaufortwestmun.co.za  
Website: www.beaufortwestmun.co.za  
VAT Reg: 4000846388



## Sundry Invoice Detail

**Invoice Number** SPI14/1/00019708/2024-2025      **Vendor Name** J NEL  
**Invoice Date** 31/12/2024      **Vendor Number** SCM/414  
**Company Type**

Vendor Invoice Number	Project Name	Project Item	Plan Item ID	Purchase Item	Quantity	Unit Price	Invoice Amount (Excl. VAT)	VAT	Invoice Amount (Incl. VAT)
82	8178 - Water Services Programme, Water Treatment Project	Water IE 00790400000000000000000000000000	156446	Steenrotsfontein	1.0000	R 36 009.74	R 36 009.74	R 5 401.46	R 41 411.20
<b>Total Amount</b>							<b>R 36 009.74</b>	<b>R 5 401.46</b>	<b>R 41 411.20</b>

PT01/30/00038041  
2.0902



**MUNISIPALITEIT / MUNICIPALITY  
BEAUFORT-WES/BEAUFORT WEST/BHOBHOFOLO**

Departement van die Direkteur: Ingenieursdienste / Department of the Director: Engineering Services  
Isebe Lomphathi Owongameleyo: Kwicandelo Lezenjineli

**MAGTIGING VIR BETALING**

Hiermee verleen ek **Luzuko Nqotola**, Direkteur: Infrastruktuur Dienste

goedkeuring vir die betaling van..... aan .....

<b>GOEDKEUR</b>	
<b>NIE GOEDGEKEUR</b>	

\_\_\_\_\_  
**L. NQOTOLA**  
**DIREKTEUR:INFRASTRUKTUUR DIENSTE**

**AUTHORISATION FOR PAYMENT**

I **Luzuko Nqotola**, Director: Infrastructure Services, hereby approve the

Payment of R41,411.20 to Mr. J Nel Steenotsfontein

<b>APPROVED</b>	
<b>DISAPPROVED</b>	



\_\_\_\_\_  
**L. NQOTOLA**  
**DIRECTOR: INFRASTRUCTURE SERVICES**



**MUNISIPALITEIT / MUNICIPALITY / UMASIPALA-WASE  
BEAUFORT-WES / BEAUFORT WEST / BHOBHOFOLO**

**DEPARTEMENT VAN DIE DIREKTEUR: INGENIEURSDIENSTE  
DEPARTMENT OF THE DIRECTOR: ENGINEERING SERVICES  
ISEBE LOMPHATHI OWONGAMELEYO: KWICANDELO LEZENJINELI**

Rig asseblief alle korrespondensie aan die Munisipale Bestuurder/Kindly address all correspondence to the Municipal Manager/Yonke Imbelekwano mayibuyiswe kuMlawuli kaMasipala

Verwysing  
Reference  
Isalathiso 13/1/22: Water Purchase: Steenrotsfontein

Privaatsak / Private Bag 582  
Faks / Fax 023-415 2811  
Tel 023-4148101

Navrae  
Enquiries  
Imibuzo C.B. Wright

E-pos / E-mail : [louw@beaufortwestmun.co.za](mailto:louw@beaufortwestmun.co.za)  
Birdstraat 61/63 Bird Street  
BEAUFORT-WES  
BEAUFORT WEST  
6970

Datum  
Date 09 January 2025

MEMORANDUM TO ACTING CHIEF FINANCIAL OFFICER

**PURCHASES RAW WATER: MR. J.NEL: STEENROTSFONTEIN**

Find attached invoice no. 82, dated 10 January 2025 from Mr. J.Nel for the purchases of raw water for the period 01 December 2024 to 31 December 2024, from the farm Steenrotsfontein.

25 882m <sup>3</sup> kiloliter raw water	@ R1.60 (incl VAT)	R 36,009.74
Plus 15% VAT		<u>R 5,401.46</u>

Amount payable to J.Nel	R 41,411.20
-------------------------	-------------

Please make an electronic transfer in favour of J.Nel. The bank details are: J.Nel, ABSA Beaufort-Wes, Account number: 154 058 0193. The payment must be made from vote number 4050-0600-0000.

It is hereby certified that the amount of R41,411.20 has not been previously paid out.

For your further attention and settlement.

  
C.B. WRIGHT  
SENIOR MANAGER: TECHNICAL SERVICES  
/hb

  
L. NGOTOLA  
DIRECTOR: INFRASTRUCTURE SERVICES  
/hb



# TAX INVOICE / BELASTINGFAKTUUR

82

From Van	J Nel Ateenotsjorden Kasim 388 Beaufort-Wes 6970	Date Datum	10 1 25
		V.A.T. Reg. No./B.T.W. Gereg. Nr.	4750102115

To Aan	Munisipaliteit Beaufort-Wes 6990	V.A.T. Reg. No. B.T.W. Gereg. Nr.	4000846388
-----------	-------------------------------------	--------------------------------------	------------

Quantity Hoev.	Description Beskrywing	Unit Price Eenhedsprys	Amount Bedrag
25,82 m <sup>3</sup>	Raanwater onttrek op Ateenotsjorden van Desember 2024 @ R1-60 per m <sup>3</sup>		R36,009 74
<p>J Nel Absa Beaufort-Wes Rang No. 1540580193</p>			

TERMS  
TERME

15  
Delete as applicable  
Skrap waar nie van toepassing nie

Sub Total Subtotaal	R36,009 74
V.A.T. inclusive % B.T.W. Ingesluit	5,401 46
<b>TOTAL TOTAAI</b>	<b>R41,411 20</b>

Haas.

J Nel, Akerwatsfontein, Loksus 388, Beaufort-Wes

Beaufort-Wes, Munisipaliteit.

Datum	Fakture Nr.	Bedrag
10.1.25	82	R44,44-20

Nel





**MUNISIPALITEIT / MUNICIPALITY / UMASIPALA-WASE  
BEAUFORT-WES / BEAUFORT WEST / BHOBHOFULO**

**DEPARTEMENT VAN DIE DIREKTEUR: INGENIEURSDIENSTE  
DEPARTMENT OF THE DIRECTOR: ENGINEERING SERVICES  
ISEBE LOMPHATHI OWONGAMELEYO: KWICANDELO LEZENJINELI**

Rig asseblief alle korrespondense aan die Munisipale Bestuurder/Kindly address all correspondence to the Municipal Manager/Yonke Imbelelwano mayithunyehwe kuMlawuli kaMasipala

Verwysing  
Reference  
Isalathiso

13/1/2/2: Koop Water: Steenrots

Privaatsak / Private Bag 582  
Faks / Fax 023-415 2811  
Tel 023-4148101

Navrae  
Enquiries  
Imibuzo

C.B. Wright

E-pos / E-mail : louw@beaufortwestmun.co.za  
Birdstraat 61/63 Bird Street  
BEAUFORT-WES  
BEAUFORT WEST  
6970

Datum  
Date

09 Januarie 2025

Steenrotsfontein  
Beaufort-Wes  
6970

Aandag Mnr. N. Nel

**AANKOPE ROUWATER: MNR. N. NEL - STEENROTSFONTEIN**

Hier onder is 'n opsomming van die water wat by die verskillende boorgate op u eiendom onttrek was. Die onttrekkings syfers is vir die tydperk vanaf 01 Desember 2024 tot 31 Desember 2024.

BOORGAT	BEGIN LESING	EIND LESING	TOTAAL m <sup>3</sup>
SR 4	0	0	0
SR 5	455442	463005	7563
SR 9	450485	463302	12817
SR 10	32402	37904	5502
<b>Totale m<sup>3</sup> water onttrek</b>			<b>25 882 m<sup>3</sup></b>

Hiermee word u dus versoek om 'n rekening te lewer aan Beaufort-Wes Munisipaliteit vir die bogenoemde hoeveelheid rou water wat by u aangekoop word volgens die kontrak gesluit met Beaufort-Wes Munisipaliteit. Die tarief soos ooreengekom en vervat in die ooreenkoms is R1.60 per m<sup>3</sup> BTW ingesluit.

Vir u verdere aandag.

  
**C.B. WRIGHT**  
**BESTUURDER: TEGNIESE DIENSTE**  
/hb



# Proof of payment

Date: 31/01/2025 Time: 12:05:19 PM

Profile name:	BEAUFORT WEST MUNICIPALITY
Batch reference number:	1998898481
Payment reference number:	00000005061448345
Payment date:	31/01/2025
Payment capture date:	31/01/2025
Payment authorise date and time:	31/01/2025 10:06:11 AM
From account name:	*BEAUFORT WEST MUNICIPALITY
From account description:	*BEAUFORT WEST MUNICIPALITY
From account statement description:	15/20902*J NEL
Beneficiary account number:	1540580193
Beneficiary/ Recipient name:	J NEL
Beneficiary statement description:	Beaufort West Municipality
Branch code:	334108
Amount:	41,411.20
Real-time:	No

Additional comments by payer:

View your account to confirm that you have received this payment.

- All payments are subject to clearing rules.

Please refer to landing page for cut off times and telephone numbers.





**MUNISIPALITEIT / MUNICIPALITY / UMASIPALA-WASE  
BEAUFORT-WES / BEAUFORT WEST / BHOBHOFOLO**

DEPARTEMENT VAN DIE DIREKTEUR: INGENIEURSDIENSTE  
DEPARTMENT OF THE DIRECTOR: ENGINEERING SERVICES  
ISEBE LOMPHATHI OWONGAMELEYO: KWICANDELO LEZENJINELI

Rig asseblief alle korrespondensie aan die Munisipale Bestuurder/Kindly address all correspondence to the Municipal Manager/Yonke Imbathelwano mayihunyelwe kuMlawini kaMasipala

Verwysing  
Reference  
Isalathiso 13/1/2/2

Privaatsak / Private Bag 582  
Faks / Fax 023-415 2811  
Tel 023-4148101

Navrae  
Enquiries  
Imbuzo C.B.Wright

E-pos / E-mail : pa.eng@beaufortwestmun.co.za  
Birdstraat 61/63 Bird Street  
BEAUFORT- WES  
BEAUFORT WEST  
BHOBHOFOLO  
6970

Datum  
Date 22 January 2025

MEMORANDUM TO THE ACTING DIRECTOR: FINANCE

**NATIONAL WATER ACT (ACT 36 OF 1998) REGISTRATION OF WATER CONSUMPTION:  
DEPARTMENT OF WATER AND SANITATION**

Please find hereby attached statement as received from the Department of Water Affairs for water extraction from the Gamka Dam.

Statements as received are forwarded to the Finance Department to check with previous statements to avoid double payment.

The Finance Department then forward the payment authorization to the Municipal Manager for final payment approval.

For your attention.

**L. NQOTOLA**  
**DIRECTOR: INFRASTRUCTURE SERVICES**  
/mg



NWRI Customer Ref no: 60001054  
 Customer No: 22060065  
 Contract Acc. No: 100155950  
 Document No: 412608183  
 Document Date: 31.12.2024  
 Payment Terms: 30 Days  
 Due Date: 30.01.2025  
 Customer VAT Reg. No: 4000846388

**TAX INVOICE**  
 DWS VAT Reg. no 4040112361



**water & sanitation**

Department  
 Water and Sanitation  
 REPUBLIC OF SOUTH AFRICA

Bill To:  
 HEAD OF FINANCE  
 BEAUFORT-WEST LOCAL MUNICIPALITY  
 PRIVATE BAG X582  
 BEAUFORT WEST  
 6970

**YOUR CONTACT OFFICE:**

Department: Water and Sanitation  
 Private Bag X313  
 Pretoria  
 0001

R535 Waterbron Building  
 185 Francis Baard Street  
 Pretoria  
 PHONE 0800 200 200  
 FAX 012 336 1408  
 Email:revenue@dws.gov.za

Water Use Description	Tariff Category	Quantity m3/HA Registered/Consumed	Unit Price (c/m3/HA)	Amount (Rand)
-----------------------	-----------------	---------------------------------------	-------------------------	---------------

Property Details: Property Name: ERF 1943; Property Number: 33740; Registration Division: BEAUFORT WEST;  
 Portion Number: 0; Title Deed: T12772/2003  
 Water Use Details: WMA: BREEDE-GOURITZ; Legal Sector Code: 21A Tk water fr a water resource;  
 Water Use Sector: DOMESTIC & INDUSTRIAL;  
 Water Source Type: SCHEME;  
 Contract No: 10086925 ( 22060065/2 )  
 Water Use Period: 01.12.2024 to 31.12.2024

	Consumptive (O&M)	41,667.00	10.61	4,420.87
	Consumptive (ROA)	41,667.00	503.72	209,885.01
	Consumptive (Depr)	41,667.00	84.88	35,366.95
	Plus 15.00% VAT			37,450.92
	<b>Subtotal</b>			<b>287,123.75</b>
	WRL(0%VAT)	41,667.000	7.73	3,220.86
	WRL(0%VAT)	0.000	0.00	0.00
	<b>Total Charges</b>			<b>290,344.61</b>

*Grantie Dum.*



Bank Name: ABSA Bank  
 Account Number: 4054697285  
 Branch Code: 630145  
 Reference: Contract Acc.No.

Bank Name: FNB  
 Account Number: 62030646311  
 Branch Code: 250655  
 Reference: Contract Acc.No.

Bank Name: Standard Bank  
 Account Number: 010215808  
 Branch Code: 051001  
 Reference: Contract Acc.No.



**CUSTOMER STATEMENT**

DWS VAT Reg. no 4040112361

**water & sanitation**
 Department  
 Water and Sanitation  
 REPUBLIC OF SOUTH AFRICA

 NWRI Customer Ref no. 80001054  
 BUSINESS PARTNER 22060065  
 CONTRACT ACCOUNT 100155950  
 STATEMENT DATE 31.12.2024  
 PAYMENTS INCLUDED UP TO 31.12.2024

 HEAD OF FINANCE  
 BEAUFORT-WEST LOCAL MUNICIPALITY  
 PRIVATE BAG X582  
 BEAUFORT WEST  
 6970
**YOUR CONTACT OFFICE**
 Department: Water and Sanitation  
 Private Bag X313  
 Pretoria  
 0001

 R534 Waterbron Building  
 185 Francis Baard Street  
 Pretoria

Date	Details	Document Number	Due Date	Water Use No. /Div.	Amount R (Inc.VAT)
30.11.2024	CMA Balance brought forward				0.00
31.11.2024	NWRI Balance brought forward				17,503,789.73
30.11.2024	<b>Total Balance brought forward</b>				<b>17,503,789.73</b>
	<b>Sub Total (A)</b>				<b>17,503,789.73</b>
31.12.2024	Interest Receivable	125002177616	31.12.2024	2/NWRI	391,243.97
31.12.2024	Consumptive (O&M)	412608183	30.01.2025	2/NWRI	5,084.00
31.12.2024	Consumptive (Depr)	412608183	30.01.2025	2/NWRI	40,671.99
31.12.2024	Consumptive (ROA)	412608183	30.01.2025	2/NWRI	241,367.76
31.12.2024	WRL	412608183	30.01.2025	2/NWRI	3,220.86
31.12.2024	<b>Total Movement for the month (B)</b>				<b>681,588.58</b>
31.12.2024	<b>Total Outstanding (A+B)</b>				<b>18,185,378.31</b>

**CONTACT DETAILS**
 DWS Call Centre  
 PHONE 0800 200 200  
 FAX 012 336 1408

Email: Revenue@dws.gov.za

 For change in details,  
 Please complete the  
 form below and forward  
 to your regional office.  
 View personal details  
 on reverse of this page

Customer No. 22060065

AGE ANALYSIS					
CURRENT	30+ DAYS	60+ DAYS	90+ DAYS	120+ DAYS	TOTAL
681,588.58	0.00	0.00	290,342.31	17,213,447.42	18,185,378.31

The Department has introduced an Incentive Scheme. Customers who wish to participate can do so by sending emails to Munic.Incentive@dws.gov.za for Municipalities and Incentivescheme@dws.gov.za for other customers.

Interest charges which are not reflected on this statement, but which are applicable to documents will be reflected on the future statements.

PLEASE USE THE CONTRACT ACCOUNT NUMBER PROVIDED ABOVE (1000000000 AS REFERENCE WHEN MAKING PAYMENTS)

Email warmdatarequests@dws.gov.za for property ownership updates, contact details (including email address for electronic receipt of invoices and statements) and VAT number updates, using your Business Partner number as reference. Email revenue@dws.gov.za for any revenue related queries. i.e. Invoices etc.

Please note, as of December 2019 invoices and statements will be available for downloading and printing from the DWS portal through following link <https://statements.dws.gov.za> Please log onto the link to REGISTER.

NAME:

POSTAL ADDRESS:

POSTAL CODE:

TELEPHONE NO (BUS):

TELEPHONE NO (CELL):

FAX NUMBER:

E-MAIL:

**BANKING DETAILS**
 Name of Bank ABSA  
 Branch key: 630145  
 Account Number 4054697285  
 Reference Contract Acc.

 Note: Please turn over leaf for  
 additional banking details.



NWRI Customer Ref no: 60001054  
 Customer No: 22060065  
 Contract Acc. No: 100155950  
 Document No: 412608183  
 Document Date: 31.12.2024  
 Payment Terms: 30 Days  
 Due Date: 30.01.2025  
 Customer VAT Reg. No: 4000846388

**TAX INVOICE**  
 DWS VAT Reg. no 4040112361



**water & sanitation**

Department:  
 Water and Sanitation  
 REPUBLIC OF SOUTH AFRICA

Bill To:  
 HEAD OF FINANCE  
 BEAUFORT-WEST LOCAL MUNICIPALITY  
 PRIVATE BAG X582  
 BEAUFORT WEST  
 6970

**YOUR CONTACT OFFICE:**

Department: Water and Sanitation  
 Private Bag X313  
 Pretoria  
 0001  
 R535 Waterbron Building  
 185 Francis Baard Street  
 Pretoria  
 PHONE 0800 200 200  
 FAX 012 336 1408  
 Email:revenue@dws.gov.za

Water Use Description	Tariff Category	Quantity m3/HA Registered/Consumed	Unit Price (c/m3/HA)	Amount (Rand)
-----------------------	-----------------	---------------------------------------	-------------------------	---------------

Property Details: Property Name: ERF 1943; Property Number: 33740; Registration Division: BEAUFORT WEST;  
 Portion Number: 0; Title Deed: T12772/2003  
 Water Use Details: WMA: BREEDE-GOURITZ; Legal Sector Code: 21A Tk water fr a water resource;  
 Water Use Sector: DOMESTIC & INDUSTRIAL;  
 Water Source Type: SCHEME;  
**Contract No: 10086925 ( 22060065/2 )**  
 Water Use Period: 01.12.2024 to 31.12.2024

	Consumptive (O&M)	41,667.00	10.61	4,420.87
	Consumptive (ROA)	41,667.00	503.72	209,885.01
	Consumptive (Depr)	41,667.00	84.88	35,366.95
	Plus 15.00% VAT			37,450.92
	<b>Subtotal</b>			<b>287,123.75</b>
	WRL(0%VAT)	41,667.000	7.73	3,220.86
	WRL(0%VAT)	0.000	0.00	0.00
	<b>Total Charges</b>			<b>290,344.61</b>

Bank Name: ABSA Bank  
 Account Number: 4054697285  
 Branch Code: 630145  
 Reference : Contract Acc.No.

Bank Name: FNB  
 Account Number: 62030646311  
 Branch Code: 250655  
 Reference : Contract Acc.No.

Bank Name: Standard Bank  
 Account Number: 010215808  
 Branch Code: 051001  
 Reference: Contract Acc.No.



# Proof of payment

Date: 31/01/2025 Time: 12:09:48 PM

Profile name:	BEAUFORT WEST MUNICIPALITY
Batch reference number:	1998742878
Payment reference number:	00000005061444540
Payment date:	31/01/2025
Payment capture date:	31/01/2025
Payment authorise date and time:	31/01/2025 10:09:33 AM
From account name:	*BEAUFORT WEST MUNICIPALITY
From account description:	*BEAUFORT WEST MUNICIPALITY
From account statement description:	15/20870*WATER & SAN
Beneficiary account number:	4054697285
Beneficiary/ Recipient name:	WATER & SANITATION
Beneficiary statement description:	Beaufort West Municipality
Branch code:	632005
Amount:	290,344.61
Real-time:	No

Additional comments by payer:

View your account to **confirm that you have received this payment.**

- All payments are subject to clearing rules.

Please refer to landing page for cut off times and telephone numbers.





Private Bag 582  
Beaufort West  
Beaufort West - 6970

Tel: 023 414 8100  
Fax: 023 414 8105  
Email: [inasury@beaufortwestmun.co.za](mailto:inasury@beaufortwestmun.co.za)  
Website: [www.beaufortwestmun.co.za](http://www.beaufortwestmun.co.za)  
VAT Reg:- 4000846388



## Sundry Invoice Detail

**Invoice Number** SPI14/1/00019707/2024-2025  
**Invoice Date** 01/01/2025  
**Vendor Name** WATER & WASTEWATER ENGINEERING  
**Vendor Number** SCM/439  
**Company Type**

Vendor Invoice Number	Project Name	Project Item	Plan Item ID	Purchase Item	Quantity	Unit Price	Invoice Amount (Excl. VAT)	VAT	Invoice Amount (Incl. VAT)
437	8178 - Water Services Programme_ Water Treatment Project	Water IE 00700400000000000000000000000000	156446	Recycling Plant	1.0000	R 730 568.55	R 730 568.55	R 109 585.28	R 840 153.83
<b>Total Amount</b>								<b>R 109 585.28</b>	<b>R 840 153.83</b>



MUNISIPALITEIT / MUNICIPALITY

BEAUFORT-WES/BEAUFORT WEST/BHOBFHOLO

Kantoor van die Munisipale Bestuurder / Office of the Municipal Manager

**MAGTIGING VIR BETALING**

Hiermee verleen ek **D.E WELGEMOED, MUNISIPALE BESTUURDER,**  
goedkeuring vir die betaling van

.....

aan

.....

\_\_\_\_\_  
**D.E WELGEMOED**  
**MUNISIPALE BESTUURDER**

GOEDKEUR	
NIE GOEDGEKEUR	
GOEDKEUR	
NIE GOEDGEKEUR	

**AUTHORISATION FOR PAYMENT**

I **D.E WELGEMOED, MUNICIPAL MANAGER,** grant approval

**TO: NEWATER(WATER & WASTE WATER ENGINEERING)**

**PAYMENT FOR: PURCHASE OF WATER: RECYCLING PLANT : R 840,153.83**

VERIFIED	
NOT VERIFIED	

\_\_\_\_\_  
**D.E WELGEMOED**  
**MUNICIPAL MANAGER**

APPROVED	✓
NOT APPROVED	

*plant was not utilized  
hours to supply the  
town.*





**MUNISIPALITEIT / MUNICIPALITY / UMASIPALA-WASE  
BEAUFORT-WES / BEAUFORT WEST / BHOBHOFOLO**

**DEPARTEMENT VAN DIE DIREKTEUR: INGENIEURSDIENSTE  
DEPARTMENT OF THE DIRECTOR: ENGINEERING SERVICES  
ISEBE LOMPHATHI OWONGAMELEYO: KWICANDELO LEZENJINELI**

Rig asseblief alle korrespondensie aan die Munisipale Bestuurder/Kindly address all correspondence to the Municipal Manager/Yonke imbelahano mayithunyelwe kuMntswi kaMaspela

Verwysing 13/1/2/7/3  
Reference  
Isalathiso

Privaatsak / Private Bag 582  
Faks / Fax 023-4152811  
Tel 023-4148101

Navrae C.B. Wright  
Enquiries  
Imibuzo

E-pos / E-mail : pa.eng@beaufortwestmun.co.za  
Birdstraat 61/63 Bird Street  
BEAUFORT- WES  
BEAUFORT WEST  
6970

Datum 06 January 2025  
Date

**MEMORANDUM: CHIEF FINANCIAL OFFICER**

**WATER & WASTE WATER ENGINEERING: ACCOUNT FOR PURCHASE OF  
WATER: RECYCLING PLANT: R840,153.83**

Please find attached invoice 437 from NEWater (Water and Waste Water Engineering) for the purchase of purified water from the recycling plant.

For the period 01 to 31 December 2024, a total amount of 42,205.00 kl of water was delivered from the Recycling Plant, at a cost of R17.31 /kl excluding VAT. Costs amount to: **R 840.153.83.**

Please pay out NEWater (Water & Waste Water Engineering) against post number **4050-0600-0000: Raw water purchases.**

For your further attention.

**C.B WRIGHT  
SENIOR MANAGER: TECHNICAL SERVICES**

  
**L. NOOTOLA  
DIRECTOR: INFRASTRUCTURE SERVICES**



<b>To:</b> Beaufort West Municipality Private Bag X582 Beaufort West 6970 Attention: Mr C Wright VAT nr: 400 084 6388		<b>From:</b> NEWater (Pty) Ltd P. O. Box 12845 Die Boord 7613 Attention: Mr P Marais VAT nr: 471 021 7383	
		Tel: (023) 414 8020 Fax: (023) 415 1373	Tel: (021) 880 1829 Cell: (082) 870 1988

<b>Invoice Number:</b> 437	<b>Date:</b> 01-Jan-25	<b>Terms:</b> 30 days	<b>Your Reference:</b>	<b>Page:</b> 1
-------------------------------	---------------------------	--------------------------	------------------------	-------------------

Description: Beaufort West Water Reclamation Plant	Total
<b>1. Final Water Invoiced</b>	
Final Water invoiced during December 2024	42,205.00 kl
	Invoiceable Water 42,205.00 kl
Rate per kl	R17.31
	Sub total R730,568.55
	VAT 15% R109,585.28
	Sub total (Including VAT) R840,153.83



<b>Bank Details:</b> ABSA Stellenbosch Branch Code: 33 44 10 Cheque Account nr: 405 993 1038	<b>Total Due This Invoice</b> R840,153.83
---	--

*P. Marais*  
 Pierre Marais Pr Eng

01-Jan-25  
 Date

Opsomming Desember 2024

DATUM	Inlooptoerwaker Vloeiemeter	Overflow Chamber Vloeiemeter	RO Water Vloeiemeter (kl/dag)	Som van RO Water gelewer (kl)	Final Water Vloeiemeter (kl/dag)	Reservoir Vloeiemeter (kl/dag)	Loadshedding	Notas
01-Dec-24	2775	2,930	1,358	1,358	1,273	1,310	-	
02-Dec-24	3847	2,121	1,359	2,717	1,289	1,302	-	
03-Dec-24	4319	3,075	1,301	4,018	1,264	1,330	-	
04-Dec-24	8135	2,676	1,359	5,377	1,278	1,336	-	
05-Dec-24	4142	2,579	1,360	6,737	1,286	1,268	-	
06-Dec-24	4164	1,648	1,351	8,088	1,287	1,281	-	M/River Leeg Loop
07-Dec-24	3951	2,478	0	8,088	0	0	-	Skoon maak van Maturation
08-Dec-24	3711	2,151	720	8,808	522	534	-	Start UP at 00:30 After RO CIP STAGE 1 & 2 UF CIP
09-Dec-24	3523	2,790	1,349	10,157	1,260	1,279	-	
10-Dec-24	3585	2,821	1,605	11,762	1,505	1,519	-	
11-Dec-24	3403	2,742	1,750	13,512	1,647	1,677	-	
12-Dec-24	3875	2,401	1,745	15,257	1,641	1,679	-	
13-Dec-24	2949	2,863	1,674	16,931	1,574	1,605	-	
14-Dec-24	3020	2,512	1,625	18,556	1,534	1,534	-	Reservoir meter staan, Tiaan sal dit uitsorteer
15-Dec-24	2840	2,658	1,383	19,939	1,282	1,294	-	Pyp was gevaldiseer(stukkend gekap) water weggeloop
16-Dec-24	3087	2,662	1,436	21,375	1,319	1,358	-	
17-Dec-24	3054	2,248	1,358	22,733	1,280	1,297	-	
18-Dec-24	3682	2,371	1,347	24,080	1,264	1,292	-	
19-Dec-24	2977	2,603	1,880	25,960	1,730	1,784	-	
20-Dec-24	3160	2,722	1,754	27,714	1,651	1,680	-	
21-Dec-24	4040	2,505	1,632	29,346	1,531	1,572	-	
22-Dec-24	3023	2,504	1,557	30,903	1,453	1,475	-	
23-Dec-24	3069	2,325	1,662	32,565	1,559	1,591	-	
24-Dec-24	4020	3,155	1,576	34,141	1,472	1,496	-	
25-Dec-24	3690	2,839	1,652	35,793	1,548	1,606	-	
26-Dec-24	3399	2,710	1,293	37,086	1,191	1,203	-	
27-Dec-24	3396	2,663	1,521	38,607	1,390	1,421	-	
28-Dec-24	4434	3,250	1,881	40,488	1,710	1,762	-	
29-Dec-24	4441	3,059	1,759	42,247	1,647	1,697	-	
30-Dec-24	4216	3,070	1,691	43,938	1,584	1,593	-	
31-Dec-24	4628	3,043	1,496	43,938	1,380	1,397	-	
	310,337	82,174	45,434	0	42,351	42,205		

Munisipaliteit / Municipality  
 Plaaslike Departement  
 31 JAN 2025  
 Paid Expenditure  
 BEAUFORT WEST

Opsomming

Finale Water gelewer by Reservoir in Desember 2024 (A)

42,205

**Statement**

Date of Statement: **1 January 2025**

<p><b>To:</b></p> <p><b>Beaufort West Municipality</b> Private Bag X582 <b>Beaufort West</b> 6970 <b>Attention: Mr C Wright</b></p> <p>VAT nr: 400 084 6388</p> <p style="text-align: right;">Tel: (023) 414 8020 Fax: (023) 415 1373</p>	<p><b>From:</b></p> <p><b>NEWater (Pty) Ltd</b> P.O. Box 12845 Die Boord <b>STELLENBOSCH</b> 7613</p> <p>VAT nr: 471 021 7383</p> <p style="text-align: right;">Tel: (021) 880 1829 Cell: (082) 870 1988</p>
---	--

Invoice No	Date Submitted	Amount	Paid	Payment Received
431	01-Jul-24	R 642,621.63	R -642,621.63	01-Aug-24
432	01-Aug-24	R 687,610.32	R -687,610.32	30-Aug-24
433	01-Sept-24	R 663,742.43	R -663,742.43	30-Sept-24
434	01-Oct-24	R 656,476.56	R -656,476.56	31-Oct-24
435	01-Nov-24	R 514,821.90	R -514,821.90	29-Nov-24
436	01-Dec-24	R 745,378.99	R -745,378.99	30-Dec-24
437	01-Jan-25	R 840,153.83		

<b>Total Amount Invoiced</b>	<b>Payments Received</b>	<b>Balance Outstanding</b>
R 4,750,805.66	R -3,910,651.83	R 840,153.83

120+ Days	90 Days - 119 Days	60 Days - 89 Days	30 Days - 59 Days	Current - 29 Days
R -	R -	R -	R -	R 840,153.83

*P. Marais*  
 Pierre Marais Pr Eng



1 January 2025  
 Date



# Proof of payment

Date: 31/01/2025 Time: 12:09:48 PM

Profile name:	BEAUFORT WEST MUNICIPALITY
Batch reference number:	1998742878
Payment reference number:	00000005061444541
Payment date:	31/01/2025
Payment capture date:	31/01/2025
Payment authorise date and time:	31/01/2025 10:09:33 AM
From account name:	*BEAUFORT WEST MUNICIPALITY
From account description:	*BEAUFORT WEST MUNICIPALITY
From account statement description:	15/20871*WATER & WAS
Beneficiary account number:	4059931038
Beneficiary/ Recipient name:	WATER & WASTEWATER ENGINEERING
Beneficiary statement description:	Beaufort West Municipality
Branch code:	632005
Amount:	840,153.83
Real-time:	No

Additional comments by payer:

View your account to confirm that you have received this payment.

- All payments are subject to clearing rules.

Please refer to landing page for cut off times and telephone numbers.





Private Bag 582  
Beaufort West  
Beaufort West - 6970

Tel: 023 414 8100  
Fax: 023 414 8105  
Email: treasury@beaufortwestmun.co.za  
Website: www.beaufortwestmun.co.za  
VAT Reg:- 4000846388

### Payment Instruction Detail

PAYMENT DETAILS										Status - Awaiting Payment Approval	
Payment Instruction Number	Payment Instruction Data	Payment Id	Doc Number	Payment Type	Transaction Type	Cashbook	Payment Due Date	Total Payment Amount	Outstanding Payment Amount		
P101/30/00038641/2024-2025	30/01/2025	38641	15/20902	Normal	Exp - Direct Payment EFT	Nedbank 2025	30/01/2025	R 41 411.20	R 41 411.20		

### VENDOR DETAILS

Vendor Name	Vendor Number	Bank	Account Number	Branch Code	Account Type	Payment Reference
J NEL	SCM/414	Absa Bank	1540580193	334108	Cheque/Current Account	J NEL

### INVOICE DETAILS

Invoice Number	Vendor/Creditor Invoice Number	Vendor Invoice Date	Goods/Service Description	Invoice Amount (excl. VAT)	VAT	Invoice Amount (Incl. VAT)	Reason for Late Payment
SP114/1/00019708/2024-2025 82		31/12/2024	Water Services Programme Water Treatment Project / Water / Steenrotsfontein	R 36 009.74	R 5 401.46	R 41 411.20	

Private Bag 562  
 Beaufort West  
 Beaufort West - 6970

Tel: 023 414 8100  
 Fax: 023 414 8105  
 Email: treasury@beaufortwestmun.co.za  
 Website: www.beaufortwestmun.co.za  
 VAT Reg:- 4000846388



Sundry Invoice Detail

**Invoice Number** SPI14/1/00019708/2024-2025  
**Invoice Date** 31/12/2024

**Vendor Name** J NEL  
**Vendor Number** SCM/414  
**Company Type**

Vendor Invoice Number	Project Name	Project Item	Plan Item ID	Purchase Item	Quantity	Unit Price	Invoice Amount (Excl. VAT)	VAT	Invoice Amount (Incl. VAT)
82	8178 - Water Services Programme_ Water Treatment Project	Water IE 00700400000000000000000000000000	156446	Steenrotsfontein	1.0000	R 36 009.74	R 36 009.74	R 5 401.46	R 41 411.20
<b>Total Amount</b>							<b>R 36 009.74</b>	<b>R 5 401.46</b>	<b>R 41 411.20</b>

PT01/30/00038041  
 20902



**MUNISIPALITEIT / MUNICIPALITY  
BEAUFORT-WES/BEAUFORT WEST/BHOBHOFOLO**

Departement van die Direkteur: Ingenieursdienste / Department of the Director: Engineering Services  
Isebe Lomphathi Owongameleyo: Kwicandelo LezenjIneli

**MAGTIGING VIR BETALING**

Hiermee verleen ek **Luzuko Nqotola**, Direkteur: Infrastruktuur Dienste

goedkeuring vir die betaling van..... aan .....

<b>GOEDKEUR</b>	
<b>NIE GOEDGEKEUR</b>	

\_\_\_\_\_  
**L. NQOTOLA**  
**DIREKTEUR:INFRASTRUKTUUR DIENSTE**

**AUTHORISATION FOR PAYMENT**

I **Luzuko Nqotola**, Director: Infrastructure Services, hereby approve the

Payment of R41,411.20 to Mr. J Nel Steenrotsfontein

<b>APPROVED</b>	
<b>DISAPPROVED</b>	

  
\_\_\_\_\_  
**L. NQOTOLA**  
**DIRECTOR: INFRASTRUCTURE SERVICES**



**MUNISIPALITEIT / MUNICIPALITY / UMASIPALA-WASE  
BEAUFORT-WES / BEAUFORT WEST / BHOBHOFOLO**

**DEPARTEMENT VAN DIE DIREKTEUR: INGENIEURSDIENSTE  
DEPARTMENT OF THE DIRECTOR: ENGINEERING SERVICES  
ISEBE LOMPHATHI OWONGAMELEYO: KWICANDELO LEZENJINELI**

Rij asenbale/alle korrespondensie aan die Munisipale Bestuurder/Kindly address all correspondence to the Municipal Manager/Yonke Imbelelwano mayibuyelwe kuMlawuli kaMunisipala

Verwysing  
Reference  
Isalathiso 13/1/22: Water Purchase: Steenrotsfontein

Privaatsak / Private Bag 582  
Faks / Fax 023-415 2811  
Tel 023-4148101

Navrae  
Enquiries  
Imibuzo C.B. Wright

E-pos / E-mail : louw@beaufortwestmun.co.za  
Birdstraat 61/63 Bird Street  
BEAUFORT- WES  
BEAUFORT WEST  
6970

Datum  
Date 09 January 2025

**MEMORANDUM TO ACTING CHIEF FINANCIAL OFFICER**

**PURCHASES RAW WATER: MR. J.NEL: STEENROTSFONTEIN**

Find attached invoice no. 82, dated 10 January 2025 from Mr. J.Nel for the purchases of raw water for the period 01 December 2024 to 31 December 2024, from the farm Steenrotsfontein.

25 882m <sup>3</sup> kiloliter raw water	@ R1.60 (incl VAT)	R 36,009.74
Plus 15% VAT		<u>R 5,401.46</u>
Amount payable to J.Nel		R 41,411.20

Please make an electronic transfer in favour of J.Nel. The bank details are: J.Nel, ABSA Beaufort-Wes, Account number: 154 058 0193. The payment must be made from vote number 4050-0600-0000.

It is hereby certified that the amount of R41,411.20 has not been previously paid out.

For your further attention and settlement.

  
**C.B. WRIGHT**  
SENIOR MANAGER: TECHNICAL SERVICES  
/hb

  
**L. NOOTOLA**  
DIRECTOR: INFRASTRUCTURE SERVICES  
/hb



# TAX INVOICE / BELASTINGFAKTUUR

82

From  
Van  
J Nel  
Aenovotspawen  
Kassip 388  
Beaufort-Wes 6970

Date  
Datum 10 / 1 / 25

V.A.T. Reg. No./B.T.W. Gereg. Nr.  
4750102115

To  
Aan  
Munisipaliteit  
Beaufort-Wes 6970

V.A.T. Reg. No.  
B.T.W. Gereg. Nr.  
4000846388

Quantity Hoev.	Description Beskrywing	Unit Price Eenhedsprys	Amount Bedrag
25,88 m <sup>3</sup>	Rouwater omtrek op Aenovotspawen van Desember 2024 @ R1-60 per m <sup>3</sup>		R36,009 74
	J Nel Absa Beaufort-Wes Rugby Pl. 1540580193		

TERME

15  
Delete as applicable  
Skrap waar nie van toepassing nie

Sub Total  
Subtotaal R36,009 74  
V.A.T. inclusive  
% B.T.W. Ingesluit 5,401 46  
TOTAL  
TOTAAL R41,411 20

Haar.

J Nel, Heerwagfontein, Postbus 388, Beaufort-Wes

Beaufort-Wes, Munisipaliteit.

Datum	Fakture Nr.	Bedrag
10.1.25	82	R44,44-20

Nel





**MUNISIPALITEIT / MUNICIPALITY / UMASIPALA-WASE  
BEAUFORT-WES / BEAUFORT WEST / BHOBHOFOLO**

**DEPARTEMENT VAN DIE DIREKTEUR: INGENIEURSDIENSTE  
DEPARTMENT OF THE DIRECTOR: ENGINEERING SERVICES  
ISEBE LOMPHATHI OWONGAMELEYO: KWICANDELO LEZENJINELI**

Rig asseblief alle korrespondensie aan die Munisipale Bestuurder/Kindly address all correspondence to the Municipal Manager/Yonke imbalelwano mayihunyehwe kuMizwili kaMasipela

Verwysing  
Reference  
Isalathiso

13/1/2/2: Koop Water: Steenrots

Privaatsak / Private Bag 582  
Faks / Fax 023-415 2811  
Tel 023-4148101

Navrae  
Enquiries  
Imibuzo

C.B. Wright

E-pos / E-mail : [louw@beaufortwestmun.co.za](mailto:louw@beaufortwestmun.co.za)  
Birdstraat 61/63 Bird Street  
BEAUFORT-WES  
BEAUFORT WEST  
6970

Datum  
Date

09 Januarie 2025

Steenrotsfontein  
Beaufort-Wes  
6970

Aandag Mnr. N. Nel

**AANKOPE ROUWATER: MNR. N. NEL - STEENROTSFONTEIN**

Hier onder is 'n opsomming van die water wat by die verskillende boorgate op u eiendom onttrek was. Die onttrekkings syfers is vir die tydperk vanaf 01 Desember 2024 tot 31 Desember 2024.

BOORGAT	BEGIN LESING	EIND LESING	TOTAAL m <sup>3</sup>
SR 4	0	0	0
SR 5	455442	463005	7563
SR 9	450485	463302	12817
SR 10	32402	37904	5502
Totale m <sup>3</sup> water onttrek			25 882 m <sup>3</sup>

Hiermee word u dus versoek om 'n rekening te lewer aan Beaufort-Wes Munisipaliteit vir die bogenoemde hoeveelheid rou water wat by u aangekoop word volgens die kontrak gesluit met Beaufort-Wes Munisipaliteit. Die tarief soos ooreengekom en vervat in die ooreenkoms is R1.60 per m<sup>3</sup> BTW ingesluit.

Vir u verdere aandag.

  
**C.B. WRIGHT**  
BESTUURDER: TEGNIESE DIENSTE  
/hb



# Proof of payment

Date: 31/01/2025 Time: 12:05:19 PM

Profile name:	BEAUFORT WEST MUNICIPALITY
Batch reference number:	1998898481
Payment reference number:	000000005061448345
Payment date:	31/01/2025
Payment capture date:	31/01/2025
Payment authorise date and time:	31/01/2025 10:06:11 AM
From account name:	*BEAUFORT WEST MUNICIPALITY
From account description:	*BEAUFORT WEST MUNICIPALITY
From account statement description:	15/20902*J NEL
Beneficiary account number:	1540580193
Beneficiary/ Recipient name:	J NEL
Beneficiary statement description:	Beaufort West Municipality
Branch code:	334108
Amount:	41,411.20
Real-time:	No

Additional comments by payer:

View your account to **confirm that you have received this payment.**

- All payments are subject to clearing rules.

Please refer to landing page for cut off times and telephone numbers.





**MUNISIPALITEIT / MUNICIPALITY / UMASIPALA-WASE  
BEAUFORT-WES / BEAUFORT WEST / BHOBHOFOLO**

DEPARTEMENT VAN DIE DIREKTEUR: INGENIEURSDIENSTE  
DEPARTMENT OF THE DIRECTOR: ENGINEERING SERVICES  
ISEBE LOMPHATHI OWONGAMELEYO: KWICANDELO LEZENJINELI

Rig asseblief alle korrespondensie aan die Munisipale Bestuurder/Kindly address all correspondence to the Municipal Manager/Yonke Imbalelwano mayithunyehwe kuMawili kaMasipala

Verwysing  
Reference  
Isalathiso 13/1/2/2

Privaatsak / Private Bag 582  
Faks / Fax 023-415 2811  
Tel 023-4148101

Navrae  
Enquiries  
Imibuzo C.B.Wright

E-pos / E-mail : pa.eng@beaufortwestmun.co.za  
Birdstraat 61/63 Bird Street  
BEAUFORT- WES  
BEAUFORT WEST  
BHOBHOFOLO  
6970

Datum  
Date 22 January 2025

MEMORANDUM TO THE ACTING DIRECTOR: FINANCE

**NATIONAL WATER ACT (ACT 36 OF 1998) REGISTRATION OF WATER CONSUMPTION:  
DEPARTMENT OF WATER AND SANITATION**

Please find hereby attached statement as received from the Department of Water Affairs for water extraction from the Gamka Dam.

Statements as received are forwarded to the Finance Department to check with previous statements to avoid double payment.

The Finance Department then forward the payment authorization to the Municipal Manager for final payment approval.

For your attention.

L. NGOTOLA  
DIRECTOR: INFRASTRUCTURE SERVICES  
/mg



NWRI Customer Ref no: 60001054  
 Customer No: 22060065  
 Contract Acc. No: 100155950  
 Document No: 412608183  
 Document Date: 31.12.2024  
 Payment Terms: 30 Days  
 Due Date: 30.01.2025  
 Customer VAT Reg. No: 4000846388

**TAX INVOICE**  
 DWS VAT Reg. no 4040112361



**water & sanitation**

Department  
 Water and Sanitation  
 REPUBLIC OF SOUTH AFRICA

**Bill To:**

HEAD OF FINANCE  
 BEAUFORT-WEST LOCAL MUNICIPALITY  
 PRIVATE BAG X582  
 BEAUFORT WEST  
 6970

**YOUR CONTACT OFFICE:**

Department: Water and Sanitation  
 Private Bag X313  
 Pretoria  
 0001

R535 Waterbron Building  
 185 Francis Baard Street  
 Pretoria  
 PHONE 0800 200 200  
 FAX 012 336 1408  
 Email:revenue@dws.gov.za

Water Use Description	Tariff Category	Quantity m3/RA Registered/Consumed	Unit Price (c/m3/RA)	Amount (Rand)
Property Details: Property Name: ERF 1943; Property Number: 33740; Registration Division: BEAUFORT WEST; Portion Number: 0; Title Deed: T12772/2003 Water Use Details: WMA: BREEDE-GOURITZ; Legal Sector Code: 21A Tk water fr a water resource; Water Use Sector: DOMESTIC & INDUSTRIAL; Water Source Type: SCHEME; Contract No: 10086925 ( 22060065/2 ) Water Use Period: 01.12.2024 to 31.12.2024				
	Consumptive (O&M)	41,667.00	10.61	4,420.87
	Consumptive (ROA)	41,667.00	503.72	209,885.01
	Consumptive (Depr)	41,667.00	84.88	35,366.95
	Plus 15.00% VAT			37,450.92
	<b>Subtotal</b>			<b>287,123.75</b>
	WRL(0%VAT)	41,667.000	7.73	3,220.86
	WRL(0%VAT)	0.000	0.00	0.00
	<b>Total Charges</b>			<b>290,344.61</b>

*Grantia Dum.*



Bank Name: ABSA Bank  
 Account Number: 4054697285  
 Branch Code: 630145  
 Reference : Contract Acc.No.

Bank Name: FNB  
 Account Number: 62030646311  
 Branch Code: 250655  
 Reference : Contract Acc.No.

Bank Name: Standard Bank  
 Account Number: 010215808  
 Branch Code: 051001  
 Reference: Contract Acc.No.



**CUSTOMER STATEMENT**

DWS VAT Reg. no 4040112361

**water & sanitation**
 Department  
 Water and Sanitation  
 REPUBLIC OF SOUTH AFRICA

 NWRI Customer Ref no. 60001054  
 BUSINESS PARTNER 22060065  
 CONTRACT ACCOUNT 100155950  
 STATEMENT DATE 31.12.2024  
 PAYMENTS INCLUDED UP TO 31.12.2024

 HEAD OF FINANCE  
 BEAUFORT-WEST LOCAL MUNICIPALITY  
 PRIVATE BAG X582  
 BEAUFORT WEST  
 6970
**YOUR CONTACT OFFICE**
 Department: Water and Sanitation  
 Private Bag X313  
 Pretoria  
 0001

 R534 Waterbron Building  
 185 Francis Baard Street  
 Pretoria

Date	Details	Document Number	Due Date	Water Use No. /Div.	Amount R (Inc.VAT)
30.11.2024	CMA Balance brought forward				0.00
1.11.2024	NWRI Balance brought forward				17,503,789.73
30.11.2024	<b>Total Balance brought forward</b>				<b>17,503,789.73</b>
	<b>Sub Total (A)</b>				<b>17,503,789.73</b>
31.12.2024	Interest Receivable	125002177616	31.12.2024	2/NWRI	391,243.97
31.12.2024	Consumptive (O&M)	412608183	30.01.2025	2/NWRI	5,084.00
31.12.2024	Consumptive (Depr)	412608183	30.01.2025	2/NWRI	40,671.99
31.12.2024	Consumptive (ROA)	412608183	30.01.2025	2/NWRI	241,367.76
31.12.2024	WRL	412608183	30.01.2025	2/NWRI	3,220.86
31.12.2024	<b>Total Movement for the month (B)</b>				<b>681,588.58</b>
31.12.2024	<b>Total Outstanding (A+B)</b>				<b>18,185,378.31</b>

**CONTACT DETAILS**
 DWS Call Centre  
 PHONE 0800 200 200  
 FAX 012 336 1408

Email: Revenue@dws.gov.za

 For change in details,  
 Please complete the  
 form below and forward  
 to your regional office.  
 View personal details  
 on reverse of this page

Customer No. 22060065

NAME:

POSTAL ADDRESS:

POSTAL CODE:

TELEPHONE NO (BUS):

TELEPHONE NO (CELL):

FAX NUMBER:

E-MAIL:

**BANKING DETAILS**
 Name of Bank ABSA  
 Branch key: 630145  
 Account Number 4054697285  
 Reference Contract Acc. 1

 Note: Please turn over leaf for  
 additional banking details.

AGE ANALYSIS					
CURRENT	30+ DAYS	60+ DAYS	90+ DAYS	120+ DAYS	TOTAL
681,588.58	0.00	0.00	290,342.31	17,213,447.42	18,185,378.31

The Department has introduced an Incentive Scheme. Customers who wish to participate can do so by sending emails to MuncIncIncentive@dws.gov.za for Municipalities and Incentivescheme@dws.gov.za for other customers.

Interest charges which are not reflected on this statement, but which are applicable to documents will be reflected on the future statements.

PLEASE USE THE CONTRACT ACCOUNT NUMBER PROVIDED ABOVE (1000000000 AS REFERENCE WHEN MAKING PAYMENTS)

Email warmdatarequests@dws.gov.za for property ownership updates, contact details (including email address for electronic receipt of invoices and statements) and VAT number updates, using your Business Partner number as reference. Email revenue@dws.gov.za for any revenue related queries. i.e. Invoices etc.

Please note, as of December 2019 invoices and statements will be available for downloading and printing from the DWS portal through following link <https://statements.dws.gov.za> Please log onto the link to REGISTER.



NWRI Customer Ref no: 60001054  
 Customer No: 22060065  
 Contract Acc. No: 100155950  
 Document No: 412608183  
 Document Date: 31.12.2024  
 Payment Terms: 30 Days  
 Due Date: 30.01.2025  
 Customer VAT Reg. No: 4000846388

# TAX INVOICE

DWS VAT Reg. no 4040112361



**water & sanitation**

Department:  
 Water and Sanitation  
 REPUBLIC OF SOUTH AFRICA

Bill To:  
 HEAD OF FINANCE  
 BEAUFORT-WEST LOCAL MUNICIPALITY  
 PRIVATE BAG X582  
 BEAUFORT WEST  
 6970

**YOUR CONTACT OFFICE:**

Department: Water and Sanitation  
 Private Bag X313  
 Pretoria  
 0001  
 R535 Waterbron Building  
 185 Francis Baard Street  
 Pretoria  
 PHONE 0800 200 200  
 FAX 012 336 1408  
 Email:revenue@dws.gov.za

Water Use Description	Tariff Category	Quantity m3/HA Registered/Consumed	Unit Price (c/m3/HA)	Amount (Rand)
-----------------------	-----------------	---------------------------------------	-------------------------	---------------

Property Details: Property Name: ERF 1943; Property Number: 33740; Registration Division: BEAUFORT WEST;  
 Portion Number: 0; Title Deed: T12772/2003  
 Water Use Details: WMA: BREEDE-GOURITZ; Legal Sector Code: 21A Tk water fr a water resource;  
 Water Use Sector: DOMESTIC & INDUSTRIAL;  
 Water Source Type: SCHEME;  
 Contract No: 10086925 ( 22060065/2 )  
 Water Use Period: 01.12.2024 to 31.12.2024

Consumptive (O&M)	41,667.00	10.61	4,420.87
Consumptive (ROA)	41,667.00	503.72	209,885.01
Consumptive (Depr)	41,667.00	84.88	35,366.95
Plus 15.00% VAT			37,450.92
<b>Subtotal</b>			<b>287,123.75</b>
WRL(0%VAT)	41,667.000	7.73	3,220.86
WRL(0%VAT)	0.000	0.00	0.00
<b>Total Charges</b>			<b>290,344.61</b>

Bank Name: ABSA Bank  
 Account Number:4054697285  
 Branch Code: 630145  
 Reference : Contract Acc.No.

Bank Name: FNB  
 Account Number:62030646311  
 Branch Code: 250655  
 Reference : Contract Acc.No.

Bank Name: Standard Bank  
 Account Number:010215808  
 Branch Code: 051001  
 Reference: Contract Acc.No.

Date: 31/01/2025 Time: 12:09:48 PM

Profile name:	BEAUFORT WEST MUNICIPALITY
Batch reference number:	1998742878
Payment reference number:	00000005061444540
Payment date:	31/01/2025
Payment capture date:	31/01/2025
Payment authorise date and time:	31/01/2025 10:09:33 AM
From account name:	*BEAUFORT WEST MUNICIPALITY
From account description:	*BEAUFORT WEST MUNICIPALITY
From account statement description:	15/20870*WATER & SAN
Beneficiary account number:	4054697285
Beneficiary/ Recipient name:	WATER & SANITATION
Beneficiary statement description:	Beaufort West Municipality
Branch code:	632005
Amount:	290,344.61
Real-time:	No

Additional comments by payer:

View your account to **confirm that you have received this payment.**

- All payments are subject to clearing rules.

Please refer to landing page for cut off times and telephone numbers.

**12.7. The remedial actions necessary and / or undertaken to improve the municipality's monthly compliance in terms of the Debt relief Conditions.**

No	Condition	Remedial actions / Comments
C 6.4	A funded MTREF	The municipality's budget is not funded in terms of Section 18 of the MFMA and has to use FRP assumptions. It should be noted that the only valid budget is a Council-approved budget, and the legitimate ORGB of Beaufort West Municipality is funded based on PT and NT (MFRS) endorsed assumptions believed to be credible and achievable.
C 6.6	Electricity and water as collection tools	The Municipality met the requirements for this condition except for the restriction and or interruption of water supply to defaulting consumers or property owner. Provincial Treasury did fund meters, but it should be noted that only 20% of the total water meters are pre-paid meters, with the balance being conventional credit meters or old token meters. The municipality does not have the capacity to restrict water, and cognisance should be taken of the risk due to political instability and the risk of increased water losses with mass illegal tampering. The only solution is Smart Pre-Paid Water Meters.
C 6.8	Completeness of the Revenue Base	The Beaufort West Municipality implemented a new valuation roll on the 1st of July 2024. The municipality at this point is still busy with a reconciliation between financial system and the new General Valuation Roll (GVR) to ensure that there is alignment between the two. Refer to point 12.5 MFMA Circular 124 – Condition 6.8 (Completeness of the revenue base) above.