

BEAUFORT WEST MUNICIPALITY



Monthly Budget Statement FOR THE MONTH ENDING JUNE 2025

TABLE OF CONTENTS

PART 1 – IN-YEAR REPORT

1. Mayor's Report	2
2. Resolutions	2 - 3
3. Executive Summary	4 - 6
4. In-year budget statement tables	7 - 13

PART 2 – SUPPORTING DOCUMENTATION

5. Debtors analysis	14
6. Creditors analysis	14
7. Investment portfolio analysis	15 - 16
8. Allocation and grant receipts and expenditure	17 - 20
9. Expenditure on councillor and board members allowances and employee benefits	21-22
10. Capital programme performance	23 - 30
11. Material variances to the SDBIP	31
12. Annexure A: Compliance with the conditions for Municipal Debt Relief.....	31
13. Municipal Manager's quality certification.....	32

PART 1 – IN-YEAR REPORT

1. Mayor's Report

1.1 In-Year Report – Monthly Budget Statement

1.1.1 Implementation of the budget in accordance with the SDBIP

No comments for June 2025.

1.1.2 Financial problems or risks facing the municipality

The current financial position of the municipality remains under pressure. The Western Cape Provincial Government approved an intervention in Beaufort West Municipality in terms of section 139(5) of the Constitution. A mandatory Financial Recovery Plan (FRP) was approved and are now being implemented. Directors are urged to identify and promote effectiveness and efficiencies within their respective directorates and to keep their expenditure within the approved budget.

1.1.3 Other relevant information

An adjustments budget was tabled in Council during May 2025 and was approved. This report contains the adjustments budget figures.

2. Resolutions

IN-YEAR REPORT 2024/2025

This is the report will be presented to Council at their next meeting:

RECOMMENDATION:

- a) That Council notes the monthly budget statement and any supporting documentation for June 2025;
- b) The compliance / non-compliance emanating from the municipality's debt relief self-assessment as well as the Provincial Treasury's independent assessment set-out in **Section 12 of Annexure A;**

- c) The remedial actions necessary and / or undertaken to improve the municipality's monthly compliance in terms of the Debt relief Conditions set-out in **Section 12.7 of Annexure A**; and
- d) The balance of the bulk Eskom and water accounts and the municipality's reconciliation of these accounts as set-out in **Section 12.6 of Annexure A**.

3. Executive Summary

3.1 Introduction

Section 71 of the MFMA states that the Accounting Officer of a Municipality must by no later than 10 working days after the end of each month submit to the mayor of the Municipality and the relevant Provincial Treasury in the prescribe format on the state of the Municipality's budget.

This report presents the current state of the budget implementation and reasons for variances and possible action to be taken.

3.2 Consolidated performance

3.2.1 Against annual budget

Total Revenue

The total revenue (excluding capital transfers and contributions) year-to-date accrued amounted to R 415,428 million at the end of June 2025. This was R 63,714 million or 13% below the year-to-date budget of R 479,142 million at the end of June 2025. The total revenue is provisional, the municipality is currently busy with year-end closure. Another revenue item that affected the performance of June was the fines, penalties and forfeits that was R 66,015 million or 83% below the year-to-date target R 79,486 million. This relate specifically to traffic fines and the iGRAP 1 treatment of traffic fines.

The transfers and subsidies - capital (monetary allocations) year-to-date amounted to R 27,834 million at the end of June 2025. This was R 1,812 million below the year-to-date adjusted target of R 29,645 million at the end of June 2025.

Refer to Table C4 for more detail on revenue by source.

Operating expenditure by type

The year to date total operational expenditure at the end of June 2025 amounted to R 405,027 million. This was R 63,057 million or 13% below year-to-date budget projections for June 2025. The total expenditure is provisional, the municipality is currently busy with year-end closure. The variance in debt impairment and irrecoverable debts written off relate to traffic fines and the treatment of traffic fines in terms of iGRAP 1.

Refer to Table C4 for further details on expenditure by type.

Capital expenditure

Council approved capital budget amounting to R 30,313,005 for the 2024/25 financial year during the adjustment budget of February 2025. The capital budget was revised upwards to R 31,757,354 with the adjustments approved at the end of May 2025. At the end of June 2025 the total capital budget expenditure amounted to R 29,119,700 excluding VAT or 92% of the approved capital budget. The figure is provisional.

Refer to Table C5 and SC12 for more detail on capital expenditure.

Cash flows

The municipality started the month of June with a positive net cash position of R 9,142,545.89 and an investment balance of R 28,432,261.94 million. The net cash position at the end of June 2025 amounted to R 999,742.41 positive as per bank statement and the investment balance amounted to R 16,268,197.34.

Refer to Table C7 for more detail on cash flows.

3.3 Material variances from SDBIP

No comments for June 2025.

3.4 Remedial or corrective steps

- Revenue should be improved by fully implementing the adopted credit control and debt collection policies of the municipality as well as the revenue improvement initiatives outlined in the Financial Recovery Plan;
- Limit non-priority spending and implement stringent cost-containment measures;

- Reducing budget spent on cost of employment, specifically overtime and standby cost.

4. In-year budget statement tables

4.1 Monthly budget statements

4.1.1 Table C1 s71 Monthly Budget Statement Summary

WC053 Beaufort West - Table C1 Monthly Budget Statement Summary - M12 June									
Description	2023/24	Budget Year 2024/25							
	Audited Outcome	Original Budget	Adjusted Budget	Monthly actual	YearTD actual	YearTD budget	YTD variance	YTD variance %	Full Year Forecast
R thousands									
Financial Performance									
Property rates	46,614	55,152	54,691	5,009	55,356	54,691	665	1%	54,691
Service charges	107,695	182,465	187,240	20,404	192,580	187,240	5,341	3%	187,240
Investment revenue	2,684	2,221	2,650	766	3,059	2,650	409	15%	2,650
Transfers and subsidies - Operational	114,189	102,942	108,146	4,539	105,847	108,146	(2,299)	(0)	108,146
Other own revenue	134,252	156,649	126,416	28,743	58,586	126,416	(67,830)	-54%	-
Total Revenue (excluding capital transfers and contributions)	405,433	499,429	479,142	59,461	415,428	479,142	(63,714)	-13%	479,142
Employee costs	124,332	138,817	134,446	11,569	130,528	134,446	(3,918)	-3%	134,446
Remuneration of Councillors	6,018	7,133	6,892	469	6,599	6,892	(293)	-4%	6,892
Depreciation and amortisation	26,493	29,266	29,266	7,316	29,266	29,266	-	-	29,266
Interest	11,717	1,847	2,606	(271)	1,051	2,606	(1,555)	-60%	2,606
Inventory consumed and bulk purchases	107,283	130,821	138,316	23,762	125,864	138,316	(12,452)	-9%	138,316
Transfers and subsidies	-	-	-	-	-	-	-	-	-
Other expenditure	136,803	141,513	156,558	14,786	111,719	156,558	(44,839)	-29%	156,558
Total Expenditure	412,646	449,398	468,084	57,631	405,027	468,084	(63,057)	-13%	468,084
Surplus/(Deficit)	(7,214)	50,031	11,058	1,830	10,401	11,058	(657)	-6%	11,058
Transfers and subsidies - capital (monetary allocations)	15,945	26,171	29,645	6,943	27,834	29,645	(1,812)	-6%	29,645
Transfers and subsidies - capital (in-kind)	285	-	-	-	-	-	-	-	-
Surplus/(Deficit) after capital transfers & contributions	9,017	76,202	40,704	8,772	38,235	40,704	(2,469)	-6%	40,704
Share of surplus/ (deficit) of associate	-	-	-	-	-	-	-	-	-
Surplus/ (Deficit) for the year	9,017	76,202	40,704	8,772	38,235	40,704	(2,469)	-6%	40,704
Capital expenditure & funds sources									
Capital expenditure	15,307	25,575	31,757	8,060	29,119	31,757	(2,638)	-8%	31,757
Capital transfers recognised	14,117	22,757	25,779	6,142	24,340	25,779	(1,439)	-6%	25,779
Borrowing	-	-	-	-	-	-	-	-	-
Internally generated funds	1,190	2,818	5,979	1,918	4,779	5,979	(1,200)	-20%	5,979
Total sources of capital funds	15,307	25,575	31,757	8,060	29,119	31,757	(2,638)	-8%	31,757
Financial position									
Total current assets	82,276	202,574	98,020		109,882				98,020
Total non current assets	452,613	452,782	458,585		452,732				458,585
Total current liabilities	137,020	148,918	93,213		108,576				93,213
Total non current liabilities	83,952	86,953	107,239		101,915				107,239
Community wealth/Equity	313,917	419,485	356,154		352,123				356,154
Cash flows									
Net cash from (used) operating	18,222	62,645	36,050	(21,038)	(11,880)	36,050	47,929	133%	36,050
Net cash from (used) investing	(16,016)	(25,575)	(31,757)	949	3,774	(31,757)	(35,531)	112%	(31,757)
Net cash from (used) financing	(1,182)	(1,102)	(1,181)	(710)	(1,102)	(1,181)	(79)	7%	(1,181)
Cash/cash equivalents at the month/year end	15,883	55,906	18,955	(20,799)	8,962	18,955	9,993	53%	18,955
Debtors & creditors analysis	0-30 Days	31-60 Days	61-90 Days	91-120 Days	121-150 Dys	151-180 Dys	181 Dys-1 Yr	Over 1Yr	Total
Debtors Age Analysis									
Total By Income Source	24,586	4,609	5,383	4,544	4,037	3,865	3,784	160,439	211,247
Creditors Age Analysis									
Total Creditors	25,946	19	55	90	41	-	3,587	115,098	144,837

4.1.2 Table C2 Monthly Budget Statement - Financial Performance (standard classification)

This table reflects the operating budget (Financial Performance) in the standard classifications which are the Government Finance Statistics Functions and Sub-functions. These are used by National Treasury to assist the compilation of national and international accounts for comparison purposes, regardless of the unique organizational structures used by the different institutions.

The main functions are Governance and administration; Community and public safety; Economic and environmental services; and Trading services. It is for this reason that Financial Performance is reported in standard classification, Table C2, and by municipal vote, Table C3.

WC053 Beaufort West - Table C2 Monthly Budget Statement - Financial Performance (functional classification) - M12 June										
Description	Ref	2023/24	Budget Year 2024/25							
		Audited Outcome	Original Budget	Adjusted Budget	Monthly actual	YearTD actual	YearTD budget	YTD variance	YTD variance %	Full Year Forecast
R thousands	1									
Revenue - Functional										
<i>Governance and administration</i>		153,526	133,492	206,632	35,010	152,203	206,632	(54,429)	-26%	206,632
Executive and council		11,946	18,170	18,210	30	17,239	18,210	(970)	-5%	18,210
Finance and administration		141,580	115,323	188,172	34,879	134,713	188,172	(53,459)	-28%	188,172
Internal audit		—	—	250	101	250	250	(0)	0%	250
<i>Community and public safety</i>		39,114	91,729	40,027	3,761	30,093	40,027	(9,934)	-25%	40,027
Community and social services		7,561	9,820	10,152	1,786	9,355	10,152	(797)	-8%	10,152
Sport and recreation		2,530	5,612	7,897	806	6,637	7,897	(1,259)	-16%	7,897
Public safety		27,952	74,770	21,887	1,169	14,101	21,887	(7,787)	-36%	21,887
Housing		1,071	1,527	90	—	—	90	(90)	-100%	90
Health		—	—	—	—	—	—	—	—	—
<i>Economic and environmental services</i>		8,066	1,411	2,447	607	1,787	2,447	(660)	-27%	2,447
Planning and development		1,859	1,411	1,957	117	1,298	1,957	(659)	-34%	1,957
Road transport		6,207	—	490	490	490	490	(0)	0%	490
Environmental protection		—	—	—	—	—	—	—	—	—
<i>Trading services</i>		220,957	298,968	259,683	27,025	259,179	259,683	(504)	0%	259,683
Energy sources		126,585	162,852	144,559	19,204	147,554	144,559	2,994	2%	144,559
Water management		36,921	54,182	40,403	4,780	40,832	40,403	429	1%	40,403
Waste water management		32,556	43,353	40,257	1,911	37,126	40,257	(3,131)	-8%	40,257
Waste management		24,895	38,581	34,464	1,130	33,667	34,464	(796)	-2%	34,464
<i>Other</i>	4	—	—	—	—	—	—	—	—	—
Total Revenue - Functional	2	421,663	525,600	508,788	66,403	443,262	508,788	(65,526)	-13%	508,788
Expenditure - Functional										
<i>Governance and administration</i>		140,140	108,415	116,891	16,061	146,664	116,891	29,774	25%	116,891
Executive and council		18,676	22,910	25,741	7,768	44,997	25,741	19,257	75%	25,741
Finance and administration		120,161	84,056	89,525	8,085	100,042	89,525	10,517	12%	89,525
Internal audit		1,302	1,449	1,626	208	1,626	1,626	0	0%	1,626
<i>Community and public safety</i>		64,104	102,144	106,240	4,071	42,892	106,240	(63,348)	-60%	106,240
Community and social services		12,868	13,163	11,836	1,391	11,748	11,836	(88)	-1%	11,836
Sport and recreation		9,544	9,527	9,299	769	8,132	9,299	(1,167)	-13%	9,299
Public safety		39,567	76,519	83,734	1,812	21,625	83,734	(62,109)	-74%	83,734
Housing		2,124	2,936	1,371	99	1,387	1,371	16	1%	1,371
Health		—	—	—	—	—	—	—	—	—
<i>Economic and environmental services</i>		29,994	31,656	32,972	4,107	30,192	32,972	(2,780)	-8%	32,972
Planning and development		11,787	9,850	10,234	1,014	8,949	10,234	(1,285)	-13%	10,234
Road transport		18,207	21,807	22,738	3,093	21,243	22,738	(1,495)	-7%	22,738
Environmental protection		—	—	—	—	—	—	—	—	—
<i>Trading services</i>		178,409	207,183	211,981	33,391	185,278	211,981	(26,702)	-13%	211,981
Energy sources		109,909	135,228	138,699	23,371	127,713	138,699	(10,987)	-8%	138,699
Water management		30,861	37,062	38,866	6,198	34,672	38,866	(4,193)	-11%	38,866
Waste water management		19,550	16,697	16,552	1,761	10,297	16,552	(6,255)	-38%	16,552
Waste management		18,089	18,196	17,863	2,061	12,596	17,863	(5,268)	-29%	17,863
<i>Other</i>		—	—	—	—	—	—	—	—	—
Total Expenditure - Functional	3	412,646	449,398	468,084	57,631	405,027	468,084	(63,057)	-13%	468,084
Surplus/ (Deficit) for the year		9,017	76,202	40,704	8,772	38,235	40,704	(2,469)	-6%	40,704

4.1.3 Table C3 Monthly Budget Statement - Financial Performance (revenue and expenditure by municipal vote)

The operating expenditure budget is approved by Council on the municipal vote level. The municipal votes reflect the organizational structure of the municipality which is made up of the following directorates: Municipal Manager; Corporate Services; Financial Services; Infrastructure Services and Community Services.

WC053 Beaufort West - Table C3 Monthly Budget Statement - Financial Performance (revenue and expenditure by municipal vote) - M12 June										
Vote Description	Ref	2023/24	Budget Year 2024/25							
		Audited Outcome	Original Budget	Adjusted Budget	Monthly actual	YearTD actual	YearTD budget	YTD variance	YTD variance %	Full Year Forecast
R thousands									%	
Revenue by Vote	1									
Vote 1 - MUNICIPAL MANAGER		8,725	9,073	9,799	122	8,467	9,799	(1,332)	-13.6%	9,799
Vote 2 - DIRECTORATE: INFRASTRUCTURE SERVICES		204,212	262,795	229,767	26,540	228,588	229,767	(1,179)	-0.5%	229,767
Vote 3 - DIRECTORATE: ELECTRO-TECHNICAL SERVICES		-	-	-	-	-	-	-		-
Vote 4 - DIRECTORATE: CORPORATE SERVICES		13,565	19,144	20,138	1,879	19,572	20,138	(566)	-2.8%	20,138
Vote 5 - DIRECTORATE: FINANCIAL SERVICES		127,205	102,362	172,859	34,595	120,662	172,859	(52,197)	-30.2%	172,859
Vote 6 - DIRECTORATE: COMMUNITY SERVICES		67,957	132,225	76,225	3,268	65,973	76,225	(10,252)	-13.4%	76,225
Vote 7 - COMMUNITY & SOCIAL SERVICES		-	-	-	-	-	-	-		-
Total Revenue by Vote	2	421,663	525,600	508,788	66,403	443,262	508,788	(65,526)	-12.9%	508,788
Expenditure by Vote	1									
Vote 1 - MUNICIPAL MANAGER		8,335	7,544	7,632	6,155	29,832	7,632	22,200	290.9%	7,632
Vote 2 - DIRECTORATE: INFRASTRUCTURE SERVICES		240,141	230,051	237,235	36,804	211,412	237,235	(25,823)	-10.9%	237,235
Vote 3 - DIRECTORATE: ELECTRO-TECHNICAL SERVICES		-	-	-	-	-	-	-		-
Vote 4 - DIRECTORATE: CORPORATE SERVICES		43,412	49,555	51,419	5,257	42,075	51,419	(9,344)	-18.2%	51,419
Vote 5 - DIRECTORATE: FINANCIAL SERVICES		43,091	48,007	53,209	3,596	71,385	53,209	18,176	34.2%	53,209
Vote 6 - DIRECTORATE: COMMUNITY SERVICES		77,666	114,241	118,590	5,819	50,323	118,590	(68,267)	-57.6%	118,590
Vote 7 - COMMUNITY & SOCIAL SERVICES		-	-	-	-	-	-	-		-
Total Expenditure by Vote	2	412,646	449,398	468,084	57,631	405,027	468,084	(63,057)	-13.5%	468,084
Surplus/ (Deficit) for the year	2	9,017	76,202	40,704	8,772	38,235	40,704	(2,469)	-6.1%	40,704

4.1.4 Table C4 Monthly Budget Statement - Financial Performance (revenue and expenditure)

WC053 Beaufort West - Table C4 Monthly Budget Statement - Financial Performance (revenue and expenditure) - M12 June										
Description	Ref	2023/24	Budget Year 2024/25							
		Audited Outcome	Original Budget	Adjusted Budget	Monthly actual	YearTD actual	YearTD budget	YTD variance	YTD variance %	Full Year Forecast
R thousands										
Revenue										
Exchange Revenue										
Service charges - Electricity		66,275	120,473	124,071	15,221	132,592	124,071	8,521	7%	124,071
Service charges - Water		10,977	20,853	29,405	2,639	28,470	29,405	(935)	-3%	29,405
Service charges - Waste Water Management		19,654	24,740	21,644	1,638	20,225	21,644	(1,419)	-7%	21,644
Service charges - Waste management		10,788	16,399	12,120	906	11,294	12,120	(826)	-7%	12,120
Sale of Goods and Rendering of Services		675	942	942	79	777	942	(165)	-17%	942
Agency services		1,356	1,766	1,601	430	2,066	1,601	465	29%	1,601
Interest		-	-	-	-	-	-	-	-	-
Interest earned from Receivables		9,075	11,992	10,222	836	9,154	10,222	(1,068)	-10%	10,222
Interest from Current and Non Current Assets		2,684	2,221	2,650	766	3,059	2,650	409	15%	2,650
Dividends		-	-	-	-	-	-	-	-	-
Rent on Land		-	-	-	-	-	-	-	-	-
Rental from Fixed Assets		1,715	2,022	1,801	148	1,166	1,801	(635)	-35%	1,801
Licence and permits		219	316	248	1	153	248	(95)	-38%	248
Operational Revenue		2,437	1,351	1,764	74	1,614	1,764	(150)	-8%	1,764
Non-Exchange Revenue										
Property rates		46,614	55,152	54,691	5,009	55,356	54,691	665	1%	54,691
Surcharges and Taxes		-	-	-	-	-	-	-	-	-
Fines, penalties and forfeits		75,692	73,189	79,486	800	13,471	79,486	(66,015)	-83%	79,486
Licence and permits		170	203	188	17	151	188	(37)	-19%	188
Transfers and subsidies - Operational		114,189	102,942	108,146	4,539	105,847	108,146	(2,299)	-2%	108,146
Interest		3,211	3,449	3,449	245	3,022	3,449	(427)	-12%	3,449
Fuel Levy		-	-	-	-	-	-	-	-	-
Operational Revenue		39,467	35,832	1,128	476	1,370	1,128	242	21%	1,128
Gains on disposal of Assets		-	-	-	-	-	-	-	-	-
Other Gains		234	25,587	25,587	25,638	25,641	25,587	53	0%	25,587
Discontinued Operations		-	-	-	-	-	-	-	-	-
Total Revenue (excluding capital transfers and contributions)		405,433	499,429	479,142	59,461	415,428	479,142	(63,714)	-13%	479,142
Expenditure By Type										
Employee related costs		124,332	138,817	134,446	11,569	130,528	134,446	(3,918)	-3%	134,446
Remuneration of councillors		6,018	7,133	6,892	469	6,599	6,892	(293)	-4%	6,892
Bulk purchases - electricity		90,529	105,318	108,170	18,743	105,578	108,170	(2,592)	-2%	108,170
Inventory consumed		16,754	25,503	30,146	5,019	20,286	30,146	(9,860)	-33%	30,146
Debt impairment		23,055	75,382	22,671	-	613	22,671	(22,058)	-97%	22,671
Depreciation and amortisation		26,493	29,266	29,266	7,316	29,266	29,266	-	-	29,266
Interest		11,717	1,847	2,606	(271)	1,051	2,606	(1,555)	-60%	2,606
Contracted services		26,247	27,528	34,025	3,036	24,320	34,025	(9,705)	-29%	34,025
Transfers and subsidies		-	-	-	-	-	-	-	-	-
Irrecoverable debts written off		52,235	-	60,660	-	24,628	60,660	(36,033)	-59%	60,660
Operational costs		32,888	38,604	39,202	11,698	62,099	39,202	22,897	58%	39,202
Losses on Disposal of Assets		1,419	-	-	-	-	-	-	-	-
Other Losses		959	-	-	52	59	-	59	#DIV/0!	-
Total Expenditure		412,646	449,398	468,084	57,631	405,027	468,084	(63,057)	-13%	468,084
Surplus/(Deficit)		(7,214)	50,031	11,058	1,830	10,401	11,058	(657)	(0)	11,058
Transfers and subsidies - capital (monetary allocations)		15,945	26,171	29,645	6,943	27,834	29,645	(1,812)	(0)	29,645
Transfers and subsidies - capital (in-kind)		285	-	-	-	-	-	-	-	-
Surplus/(Deficit) after capital transfers & contributions		9,017	76,202	40,704	8,772	38,235	40,704	(2,469)	(0)	40,704
Income Tax		-	-	-	-	-	-	-	-	-
Surplus/(Deficit) after income tax		9,017	76,202	40,704	8,772	38,235	40,704	(2,469)	(0)	40,704
Share of Surplus/Deficit attributable to Joint Venture		-	-	-	-	-	-	-	-	-
Share of Surplus/Deficit attributable to Minorities		-	-	-	-	-	-	-	-	-
Surplus/(Deficit) attributable to municipality		9,017	76,202	40,704	8,772	38,235	40,704	(2,469)	(0)	40,704
Share of Surplus/Deficit attributable to Associate		-	-	-	-	-	-	-	-	-
Intercompany/Parent subsidiary transactions		-	-	-	-	-	-	-	-	-
Surplus/ (Deficit) for the year		9,017	76,202	40,704	8,772	38,235	40,704	(2,469)	(0)	40,704

4.1.5 Table C5 Monthly Budget Statement - Capital Expenditure (municipal vote, standard classification and funding)

WC053 Beaufort West - Table C5 Monthly Budget Statement - Capital Expenditure (municipal vote, functional classification and funding) - M12 June										
Vote Description	Ref	2022/23	Budget Year 2023/24							
		Audited Outcome	Original Budget	Adjusted Budget	Monthly actual	YearTD actual	YearTD budget	YTD variance	YTD variance %	Full Year Forecast
R thousands	1									
Multi-Year expenditure appropriation	2									
Vote 1 - MUNICIPAL MANAGER		-	-	-	-	-	-	-	-	-
Vote 2 - DIRECTORATE: INFRASTRUCTURE SERVICES		5,867	6,480	6,882	4,118	6,498	6,882	(384)	-6%	6,882
Vote 3 - DIRECTORATE: ELECTRO-TECHNICAL SERVICES		-	-	-	-	-	-	-	-	-
Vote 4 - DIRECTORATE: CORPORATE SERVICES		-	-	-	-	-	-	-	-	-
Vote 5 - DIRECTORATE: FINANCIAL SERVICES		-	-	-	-	-	-	-	-	-
Vote 6 - DIRECTORATE: COMMUNITY SERVICES		6,663	4,666	6,765	1,770	6,764	6,765	(1)	0%	6,765
Vote 7 - COMMUNITY & SOCIAL SERVICES		-	-	-	-	-	-	-	-	-
Total Capital Multi-year expenditure	4,7	12,530	11,146	13,648	5,888	13,262	13,648	(385)	-3%	13,648
Single Year expenditure appropriation	2									
Vote 1 - MUNICIPAL MANAGER		-	-	-	-	-	-	-	-	-
Vote 2 - DIRECTORATE: INFRASTRUCTURE SERVICES		1,694	2,174	4,030	1,181	3,520	4,030	(510)	-13%	4,030
Vote 3 - DIRECTORATE: ELECTRO-TECHNICAL SERVICES		-	-	-	-	-	-	-	-	-
Vote 4 - DIRECTORATE: CORPORATE SERVICES		710	1,804	2,040	768	1,485	2,040	(555)	-27%	2,040
Vote 5 - DIRECTORATE: FINANCIAL SERVICES		13	-	150	34	34	150	(116)	-77%	150
Vote 6 - DIRECTORATE: COMMUNITY SERVICES		361	10,451	11,890	189	10,818	11,890	(1,072)	-9%	11,890
Vote 7 - COMMUNITY & SOCIAL SERVICES		-	-	-	-	-	-	-	-	-
Total Capital single-year expenditure	4	2,778	14,429	18,110	2,172	15,857	18,110	(2,253)	-12%	18,110
Total Capital Expenditure		15,307	25,575	31,757	8,060	29,119	31,757	(2,638)	-8%	31,757
Capital Expenditure - Functional Classification										
Governance and administration		985	500	781	119	591	781	(190)	-24%	781
Executive and council		-	-	-	-	-	-	-	-	-
Finance and administration		985	500	781	119	591	781	(190)	-24%	781
Internal audit		-	-	-	-	-	-	-	-	-
Community and public safety		2,473	5,971	9,131	2,453	7,692	9,131	(1,438)	-16%	9,131
Community and social services		35	1,304	1,541	815	1,059	1,541	(482)	-31%	1,541
Sport and recreation		2,438	4,666	7,590	1,638	6,633	7,590	(957)	-13%	7,590
Public safety		-	-	-	-	-	-	-	-	-
Housing		-	-	-	-	-	-	-	-	-
Health		-	-	-	-	-	-	-	-	-
Economic and environmental services		5,757	-	726	447	606	726	(120)	-17%	726
Planning and development		151	-	300	21	180	300	(120)	-40%	300
Road transport		5,606	-	426	426	426	426	(0)	0%	426
Environmental protection		-	-	-	-	-	-	-	-	-
Trading services		6,092	19,104	21,119	5,041	20,230	21,119	(890)	-4%	21,119
Energy sources		16	6,480	6,838	3,692	6,072	6,838	(766)	-11%	6,838
Water management		1,056	2,174	3,348	1,160	3,340	3,348	(8)	0%	3,348
Waste water management		435	-	-	-	-	-	-	-	-
Waste management		4,586	10,451	10,933	189	10,818	10,933	(115)	-1%	10,933
Other		-	-	-	-	-	-	-	-	-
Total Capital Expenditure - Functional Classification	3	15,307	25,575	31,757	8,060	29,119	31,757	(2,638)	-8%	31,757
Funded by:										
National Government		12,116	19,279	20,805	4,950	20,803	20,805	(1)	0%	20,805
Provincial Government		1,753	3,478	4,974	1,191	3,537	4,974	(1,437)	-29%	4,974
District Municipality		-	-	-	-	-	-	-	-	-
Transfers and subsidies - capital (monetary allocations) (Nat/ Prov Departm Agencies, Households, Non-profit Institutions, Private Enterprises, Public Corporatons, Higher Educ Institutions)		248	-	-	-	-	-	-	-	-
Transfers recognised - capital		14,117	22,757	25,779	6,142	24,340	25,779	(1,439)	-6%	25,779
Borrowing	6	-	-	-	-	-	-	-	-	-
Internally generated funds		1,190	2,818	5,979	1,918	4,779	5,979	(1,200)	-20%	5,979
Total Capital Funding		15,307	25,575	31,757	8,060	29,119	31,757	(2,638)	-8%	31,757

4.1.6 Table C6 Monthly Budget Statement - Financial Position

WC053 Beaufort West - Table C6 Monthly Budget Statement - Financial Position - M11 May						
Description	Ref	2023/24	Budget Year 2024/25			
		Audited Outcome	Original Budget	Adjusted Budget	YearTD actual	Full Year Forecast
R thousands	1					
ASSETS						
Current assets						
Cash and cash equivalents		18,170	55,906	18,955	20,540	18,955
Trade and other receivables from exchange transactions		20,382	14,932	20,586	19,383	20,586
Receivables from non-exchange transactions		28,696	62,436	28,716	36,512	28,716
Current portion of non-current receivables		2,754	1,154	1,599	1,599	1,599
Inventory		3,058	4,491	3,058	3,890	3,058
VAT		(1,128)	54,150	14,761	17,533	14,761
Other current assets		10,345	9,505	10,345	10,425	10,345
Total current assets		82,276	202,574	98,020	109,882	98,020
Non current assets						
Investments		(2,326)	–	–	(3,215)	–
Investment property		5,861	5,739	5,636	5,636	5,636
Property, plant and equipment		445,959	439,474	448,684	446,046	448,684
Biological assets		–	–	–	–	–
Living and non-living resources		–	–	–	–	–
Heritage assets		3,340	3,340	3,340	3,340	3,340
Intangible assets		1,362	1,705	1,353	1,353	1,353
Trade and other receivables from exchange transactions		(511)	2,030	(511)	(511)	(511)
Non-current receivables from non-exchange transactions		(1,071)	495	83	83	83
Other non-current assets		–	–	–	–	–
Total non current assets		452,613	452,782	458,585	452,732	458,585
TOTAL ASSETS		534,889	655,357	556,606	562,614	556,606
LIABILITIES						
Current liabilities						
Bank overdraft		–	–	–	–	–
Financial liabilities		1,181	1,084	1,169	(517)	1,169
Consumer deposits		2,682	2,490	2,682	2,794	2,682
Trade and other payables from exchange transactions		76,098	83,552	60,800	74,816	60,800
Trade and other payables from non-exchange transactions		44,887	1	0	4,404	0
Provision		18,632	15,136	19,084	18,632	19,084
VAT		(6,460)	46,655	9,477	8,447	9,477
Other current liabilities		–	–	–	–	–
Total current liabilities		137,020	148,918	93,213	108,576	93,213
Non current liabilities						
Financial liabilities		3,741	2,558	2,573	4,337	2,573
Provision		26,264	22,735	26,808	26,264	26,808
Long term portion of trade payables		25,167	36,085	49,078	42,533	49,078
Other non-current liabilities		28,780	25,575	28,780	28,780	28,780
Total non current liabilities		83,952	86,953	107,239	101,915	107,239
TOTAL LIABILITIES		220,973	235,872	200,452	210,491	200,452
NET ASSETS	2	313,917	419,485	356,154	352,123	356,154
COMMUNITY WEALTH/EQUITY						
Accumulated surplus/(deficit)		309,812	415,381	352,049	348,019	352,049
Reserves and funds		4,104	4,104	4,104	4,104	4,104
Other		–	–	–	–	–
TOTAL COMMUNITY WEALTH/EQUITY	2	313,917	419,485	356,154	352,123	356,154

4.1.7 Table C7 Monthly Budget Statement - Cash Flow

WC053 Beaufort West - Table C7 Monthly Budget Statement - Cash Flow - M12 June										
Description	Ref	2023/24	Budget Year 2024/25							
		Audited Outcome	Original Budget	Adjusted Budget	Monthly actual	YearTD actual	YearTD budget	YTD variance	YTD variance %	Full Year Forecast
R thousands	1									
CASH FLOW FROM OPERATING ACTIVITIES										
Receipts										
Property rates		60,489	52,741	51,163	3,283	44,064	51,163	(7,099)	-14%	51,163
Service charges		124,021	210,414	182,173	9,914	152,025	182,173	(30,148)	-17%	182,173
Other revenue		22,183	17,912	89,035	6,071	57,167	89,035	(31,868)	-36%	89,035
Transfers and Subsidies - Operational		101,214	102,942	106,529	-	102,112	106,529	(4,416)	-4%	106,529
Transfers and Subsidies - Capital		16,124	26,171	29,525	-	29,544	29,525	19	0%	29,525
Interest		14,970	2,221	2,650	-	-	2,650	(2,650)	-100%	2,650
Dividends		-	-	-	-	-	-	-		-
Payments										
Suppliers and employees		(315,325)	(347,909)	(422,420)	(40,306)	(396,793)	(422,420)	(25,627)	6%	(422,420)
Interest		(1,796)	(1,847)	(2,606)	-	-	(2,606)	(2,606)	100%	(2,606)
Transfers and Subsidies		(3,659)	-	-	-	-	-	-		-
NET CASH FROM/(USED) OPERATING ACTIVITIES		18,222	62,645	36,050	(21,038)	(11,880)	36,050	47,929	133%	36,050
CASH FLOWS FROM INVESTING ACTIVITIES										
Receipts										
Proceeds on disposal of PPE		-	-	-	-	-	-	-		-
Decrease (increase) in non-current receivables		-	-	-	-	558	-	558	#DIV/0!	-
Decrease (increase) in non-current investments		-	-	-	949	3,215	-	3,215	#DIV/0!	-
Payments										
Capital assets		(16,016)	(25,575)	(31,757)	-	-	(31,757)	(31,757)	100%	(31,757)
NET CASH FROM/(USED) INVESTING ACTIVITIES		(16,016)	(25,575)	(31,757)	949	3,774	(31,757)	(35,531)	112%	(31,757)
CASH FLOWS FROM FINANCING ACTIVITIES										
Receipts										
Short term loans		-	-	-	-	-	-	-		-
Borrowing long term/refinancing		-	-	-	-	-	-	-		-
Increase (decrease) in consumer deposits		-	-	-	-	-	-	-		-
Payments										
Repayment of borrowing		(1,182)	(1,102)	(1,181)	(710)	(1,102)	(1,181)	(79)	7%	(1,181)
NET CASH FROM/(USED) FINANCING ACTIVITIES		(1,182)	(1,102)	(1,181)	(710)	(1,102)	(1,181)	(79)	7%	(1,181)
NET INCREASE/(DECREASE) IN CASH HELD		1,023	35,968	3,111	(20,799)	(9,208)	3,111			3,111
Cash/cash equivalents at beginning:		14,860	19,938	15,844		18,170	15,844			15,844
Cash/cash equivalents at month/year end:		15,883	55,906	18,955	(20,799)	8,962	18,955			18,955

The table below indicate the bank statement and investment balances movement for June 2025.

Bank and Investment Balances Movement - June 2025								
	Opening Balance	Revenue	Expenditure	Investment Deposits	Interest Earned	Administration / Service Fees	Investment Withdrawals	Closing Balance
Nedbank Account	9,029,491.50	32,773,776.72	- 41,009,260.99	-	-	-	-	794,007.23
ABSA Account	113,054.39	1,608,694.36	- 1,516,013.57	-	-	-	-	205,735.18
Investment Balances	28,432,261.94	-	-	509,800.00	735,684.40	-	- 13,409,549.00	16,268,197.34
Balance	37,574,807.83	34,382,471.08	- 42,525,274.56	509,800.00	735,684.40	-	- 13,409,549.00	17,267,939.75

Table C7 includes the balance of the Cashbook and Current Investment Deposits.

PART 2 – SUPPORTING DOCUMENTATION

5. Debtors' analysis

5.1 Supporting Table SC3

Debtors' age analysis

WC053 Beaufort West - Supporting Table SC3 Monthly Budget Statement - aged debtors - M12 June											
Description	NT Code	Budget Year 2023/24									
R thousands		0-30 Days	31-60 Days	61-90 Days	91-120 Days	121-150 Dys	151-180 Dys	181 Dys-1 Yr	Over 1Yr	Total	Total over 90 days
Debtors Age Analysis By Income Source											
Trade and Other Receivables from Exchange Transactions - Water	1200	5,446	1,462	2,384	1,637	1,221	1,076	981	24,994	39,200	29,909
Trade and Other Receivables from Exchange Transactions - Electricity	1300	6,933	284	264	211	224	218	196	3,515	11,845	4,364
Receivables from Non-exchange Transactions - Property Rates	1400	6,550	1,247	1,173	1,154	1,097	1,061	1,022	40,591	53,894	44,924
Receivables from Exchange Transactions - Waste Water Management	1500	3,281	911	868	873	869	859	897	36,431	44,989	39,929
Receivables from Exchange Transactions - Waste Management	1600	1,825	544	516	524	518	514	514	21,781	26,736	23,851
Receivables from Exchange Transactions - Property Rental Debtors	1700	3	0	0	0	-	-	-	-	4	0
Interest on Arrear Debtor Accounts	1810	0	-	-	-	-	-	-	643	643	643
Recoverable unauthorised, irregular, fruitless and wasteful expenditure	1820	-	-	-	-	-	-	-	-	-	-
Other	1900	548	160	178	146	108	137	174	32,483	33,935	33,048
Total By Income Source	2000	24,586	4,609	5,383	4,544	4,037	3,865	3,784	160,439	211,247	176,669
2022/23 - totals only											-
Debtors Age Analysis By Customer Group											
Organs of State	2200	2,695	318	276	179	146	135	124	7,317	11,190	7,902
Commercial	2300	4,983	682	707	620	595	573	625	19,715	28,500	22,128
Households	2400	16,267	3,504	4,291	3,634	3,170	3,057	2,948	128,075	164,946	140,885
Other	2500	641	105	109	110	125	100	88	5,331	6,610	5,755
Total By Customer Group	2600	24,586	4,609	5,383	4,544	4,037	3,865	3,784	160,439	211,247	176,669

6. Creditors analysis

6.1 Supporting Table SC4

Creditors' age analysis

WC053 Beaufort West - Supporting Table SC4 Monthly Budget Statement - aged creditors - M12 June										
Description	NT Code	Budget Year 2024/25								
R thousands		0 - 30 Days	31 - 60 Days	61 - 90 Days	91 - 120 Days	121 - 150 Days	151 - 180 Days	181 Days - 1 Year	Over 1 Year	Total
Creditors Age Analysis By Customer Type										
Bulk Electricity	0100	21,202	5	-	-	-	-	-	75,139	96,346
Bulk Water	0200	791	-	-	-	-	-	-	10,154	10,945
PAYE deductions	0300	-	-	-	-	-	-	-	-	-
VAT (output less input)	0400	-	-	-	-	-	-	-	-	-
Pensions / Retirement deductions	0500	-	-	-	-	-	-	-	-	-
Loan repayments	0600	-	-	-	-	-	-	-	-	-
Trade Creditors	0700	3,309	14	45	0	3	-	190	16,696	20,258
Auditor General	0800	513	-	-	90	39	-	3,398	13,105	17,144
Other	0900	131	-	10	-	-	-	-	3	144
Medical Aid deductions		-	-	-	-	-	-	-	-	-
Total By Customer Type	1000	25,946	19	55	90	41	-	3,587	115,098	144,837

7. Investment portfolio analysis

7.1 Supporting Table SC5

WC053 Beaufort West - Supporting Table SC5 Monthly Budget Statement - investment portfolio - M12 June					
Investments by maturity Name of institution & investment ID	Opening balance	Interest to be realised	Partial / Premature Withdrawal (4)	Investment Top Up	Closing Balance
R thousands					
<u>Municipality</u>					
Standard Bank	2,744	46	-	-	2,790
ABSA Bank	23,358	647	(13,410)	510	11,106
Nedbank	957	18	-	-	975
Investec	1,373	25	-	-	1,398
	-				-
					-
Municipality sub-total	28,432	736	(13,410)	510	16,268
<u>Entities</u>					
					-
					-
Entities sub-total	-		-	-	-
TOTAL INVESTMENTS AND INTEREST	28,432	736	(13,410)	510	16,268

The investment deposit relate to the following:

- SETA : Chemical Industries Education & Training Authority – R 380,700 and
- Cash Guarantee received – R 129,100.

The investment withdrawal of R 13,409,549 million related to the following:

- Municipal Infrastructure Grant – R 1,075,239.24;
- Integrated National Electrification Programme Grant (INEP) – R 4,087,421.67
- Local Government Financial Management Grant (FMG) – R 88,799.75;
- Provincial Grants – R 4,212,141.89;
- Central Karoo District Municipality Grant – R 8,333.33;
- Services SETA – R 31,648.00;
- SETA : Chemical Industries Education & Training Authority – R 120,000; and
- Equitable Share Investment – R 3,785,965.12.

Interest earned on investments are capitalized on a quarterly basis by the municipality. The total interest earned during the 4th quarter of the 2024/25 financial year amounted to R 735,684.40.

Included in the balance of R 16,268,197.34 is the unspent conditional grants amounting to R 4,403,530.69 million that are cash backed on investment. This figure is provisional.

8. Allocation and grant receipts and expenditure

8.1 Supporting Table SC6 – Grant receipts

WC053 Beaufort West - Supporting Table SC7(1) Monthly Budget Statement - transfers and grant expenditure - M12 June										
Description	Ref	2023/24	Budget Year 2024/25							
		Audited Outcome	Original Budget	Adjusted Budget	Monthly actual	YearTD actual	YearTD budget	YTD variance	YTD variance %	Full Year Forecast
R thousands										
RECEIPTS:	1,2									
Operating Transfers and Grants										
National Government:		87,870	92,857	92,764	–	92,857	92,764	93	0.1%	92,764
Equitable share		83,574	88,849	88,849	–	88,849	88,849	–		88,849
Municipal Infrastructure Grant (MIG)		739	782	782	–	782	782	–		782
Local Government Financial Management Grant (FMG)		2,185	2,000	1,907	–	2,000	1,907	93	4.9%	1,907
Expanded Public Works Programme Integrated Grant (EPWP)		1,372	1,226	1,226	–	1,226	1,226	–		1,226
Other transfers and grants [insert description]								–		
Provincial Government:		10,815	9,413	12,152	–	12,062	12,152	(90)	-0.7%	12,152
Provincial Treasury -Western Cape Financial Management Capacity Building Grant		–	600	2,725	–	2,725	2,725	–		2,725
Provincial Treasury : Western Cape Municipal Financial Recovery Services Grant		1,000	–	310	–	310	310	–		310
Department of Infrastructure -Title Deeds Restoration Grant		–	90	90	–	–	90	(90)	-100.0%	90
Department of Infrastructure -Human Settlements Development Grant (Beneficiaries)		1,071	1,437	–	–	–	–	–		–
Department Cultural Affairs & Sport-Replacement Funding for most vulnerable B3 Municipalities		7,118	7,060	7,060	–	7,060	7,060	–		7,060
Department of Local Government -Community Development Workers (CDW) Operational Support Grant	4	226	226	226	–	226	226	–		226
Department of Local Government : Western Cape Municipal Interventions Grant		800	–	1,741	–	1,741	1,741	–		1,741
Department of Local Government : Municipal Energy Resilience Grant		600	–	–	–	–	–	–		–
Other transfers and grants [insert description]								–		
District Municipality:		86	–	370	–	370	370	–		370
Central Karoo District Municipality		86	–	370	–	370	370	–		370
Other grant providers:		2,443	672	1,243	–	1,624	1,140	484	42.5%	1,243
Chemical Industries Education & Training Authority		2,128	672	1,236	–	1,617	1,133	484	42.7%	1,236
Local Government Sector Education and Training Authority		315	–	7	–	7	6	1	9.1%	7
Total Operating Transfers and Grants	5	101,214	102,942	106,529	–	106,913	106,425	488	0.5%	106,529
Capital Transfers and Grants										
National Government:		14,050	22,171	23,925	–	23,832	23,925	(93)	-0.4%	23,925
Municipal Infrastructure Grant (MIG)		14,050	14,861	16,849	–	16,849	16,849	–		16,849
Integrated National Electrification Programme (Municipal) Grant		–	7,310	6,983	–	6,983	6,983	–		6,983
Local Government Financial Management Grant (FMG)		–	–	93	–	–	93	(93)	-100.0%	93
Other capital transfers [insert description]								–		
Provincial Government:		2,075	4,000	5,600	–	5,600	5,600	–		5,600
Department Cultural Affairs & Sport-Community Library Services Grant		–	1,500	1,500	–	1,500	1,500	–		1,500
Department of Local Government -Municipal Water Resilience Grant		–	2,500	2,500	–	2,500	2,500	–		2,500
Department of Local Government : Western Cape Municipal Interventions Grant		835	–	500	–	500	500	–		500
Department of Local Government : Municipal Water Resilience Grant		1,200	–	–	–	–	–	–		–
Department Cultural Affairs & Sport-Replacement Funding for most vulnerable B3 Municipalities		40	–	–	–	–	–	–		–
Department Cultural Affairs & Sport : Development of Sport and Recreation Facilities		–	–	1,100	–	1,100	1,100	–		1,100
District Municipality:		–	–	–	–	–	–	–		–
Other capital transfers [insert description]		–	–	–	–	–	–	–		–
Other grant providers:		–	–	–	–	–	–	–		–
Other capital transfers [insert description]		–	–	–	–	–	–	–		–
Total Capital Transfers and Grants	5	16,124	26,171	29,525	–	29,432	29,525	(93)	-0.3%	29,525
TOTAL RECEIPTS OF TRANSFERS & GRANTS	5	117,338	129,113	136,054	–	136,345	135,951	394	0.3%	136,054

8.2 Supporting Table SC7 (1) – Grant expenditure

WC053 Beaufort West - Supporting Table SC7(1) Monthly Budget Statement - transfers and grant expenditure - M12 June										
Description	Ref	2023/24	Budget Year 2024/25							
		Audited Outcome	Original Budget	Adjusted Budget	Monthly actual	YearTD actual	YearTD budget	YTD variance	YTD variance %	Full Year Forecast
R thousands										
EXPENDITURE										
Operating expenditure of Transfers and Grants										
National Government:		87,796	92,857	92,764	666	92,764	92,764	-		92,764
Equitable share		83,574	88,849	88,849	-	88,849	88,849	-		88,849
Municipal Infrastructure Grant (MIG)		728	782	782	34	782	782	-		782
Local Government Financial Management Grant (FMG)		2,185	2,000	1,907	535	1,907	1,907	-		1,907
Expanded Public Works Programme Integrated Grant (EPWP)		1,309	1,226	1,226	97	1,226	1,226	-		1,226
Other transfers and grants [insert description]								-		
Provincial Government:		9,619	9,413	12,152	2,686	10,033	12,152	(2,119)	-17.4%	12,152
Provincial Treasury -Western Cape Financial Management Capacity Building Grant		-	600	2,725	1,258	2,104	2,725	(621)	-22.8%	2,725
Provincial Treasury : Western Cape Municipal Financial Recovery Services Grant		200	-	310	-	310	310	-		310
Department of Infrastructure -Title Deeds Resratorion Grant		-	90	90	-	-	90	(90)	-100.0%	90
Department of Infrastructure -Human Settlements Development Grant (Beneficiaries)		1,071	1,437	-	-	-	-	-		-
Department Cultural Affairs & Sport-Replacement Funding for most vulnerable B3 Municipalities		6,743	7,060	7,060	812	6,832	7,060	(228)	-3.2%	7,060
Department of Local Government-Community Development Workers (CDW) Operational Support Grant		218	226	226	-	171	226	(55)	-24.4%	226
Department of Local Government : Western Cape Municipal Interventions Grant		787	-	1,741	616	616	1,741	(1,125)	-64.6%	1,741
Department of Local Government : Municipal Energy Resilience Grant		600	-	-	-	-	-	-		-
Other transfers and grants [insert description]								-		
District Municipality:		76	-	370	110	342	370	(28)	-7.7%	370
Central Karoo District Municipality		76	-	370	110	342	370	(28)	-7.7%	370
								-		
Other grant providers:		2,577	672	1,243	237	1,203	1,243	(40)	-3.2%	1,243
Chemical Industries Education & Training Authority		2,179	672	1,236	237	1,196	1,236	(40)	-3.2%	1,236
Local Government Sector Education and Training Authority		315	-	7	-	7	7	-		7
Services SETA		83	-	-	-	-	-	-		-
								-		
Total operating expenditure of Transfers and Grants:		100,068	102,942	106,529	3,699	104,341	106,529	(2,187)	-2.1%	106,529
Capital expenditure of Transfers and Grants										
National Government:		13,929	22,171	23,925	5,693	23,924	23,925	(2)	0.0%	23,925
Municipal Infrastructure Grant (MIG)		13,929	14,861	16,849	1,447	16,847	16,849	(2)	0.0%	16,849
Integrated National Electrification Programme (Municipal) Grant		-	7,310	6,983	4,246	6,983	6,983	(0)	0.0%	6,983
Local Government Financial Management Grant (FMG)		-	-	93	-	93	93	-		93
Other capital transfers [insert description]		-	-	-	-	-	-	-		-
Provincial Government:		2,016	4,000	5,600	1,494	3,910	5,600	(1,690)	-30.2%	5,600
Department Cultural Affairs & Sport-Community Library Services Grant		-	1,500	1,500	910	910	1,500	(590)	-39.4%	1,500
Department Cultural Affairs & Sport-Replacement Funding for most vulnerable B3 Municipalities		40	-	-	-	-	-	-		-
Department of Local Government -Municipal Water Resilience Grant		1,200	2,500	2,500	84	2,500	2,500	(0)	0.0%	2,500
Department of Local Government : Western Cape Municipal Interventions Grant		777	-	500	500	500	500	-		500
Department Cultural Affairs & Sport : Development of Sport and Recreation Facilities		-	-	1,100	-	-	1,100	(1,100)	-100.0%	1,100
Other capital transfers [insert description]										
District Municipality:		-	-	-	-	-	-	-		-
Other capital transfers [insert description]		-	-	-	-	-	-	-		-
								-		
Other grant providers:		285	-	-	-	-	-	-		-
Services SETA		285	-	-	-	-	-	-		-
								-		
Total capital expenditure of Transfers and Grants		16,230	26,171	29,525	7,187	27,834	29,525	(1,692)	-5.7%	29,525
TOTAL EXPENDITURE OF TRANSFERS AND GRANTS		116,299	129,113	136,054	10,886	132,175	136,054	(3,879)	-2.9%	136,054

8.3 Supporting Table SC7(2) - Expenditure against approved rollovers

WC053 Beaufort West - Supporting Table SC7(2) Monthly Budget Statement - Expenditure against approved rollovers - M12 June						
Description	Ref	Budget Year 2024/25				
		Approved Rollover 2023/24	Monthly actual	YearTD actual	YTD variance	YTD variance
R thousands						%
EXPENDITURE						
Operating expenditure of Approved Roll-overs						
National Government:		-	-	-	-	
Other transfers and grants [insert description]		-	-	-	-	
					-	
Provincial Government:		830	800	830	(0)	0.0%
Provincial Treasury : Western Cape Municipal Financial Recovery Services Grant		800	800	800	-	
Department of Local Government : Community Development Workers (CDW) Operational Support Grant		30	-	30	(0)	0.0%
					-	
District Municipality:		86	-	-	86	100.0%
Central Karoo District Municipality		86	-	-	86	100.0%
					-	
Other grant providers:		701	32	674	27	3.9%
Chemical Industries Education & Training Authority		87	-	87	-	
Services SETA		614	32	587		
					-	
Total operating expenditure of Approved Roll-overs		1,617	832	1,504	113	7.0%
Capital expenditure of Approved Roll-overs						
National Government:		-	-	-	-	
Other capital transfers [insert description]		-	-	-	-	
		-	-	-	-	
Provincial Government:		120	-	-	120	100.0%
Department Cultural Affairs & Sport- Replacement Funding for most vulnerable B3 Municipalities		120	-	-	120	100.0%
		-	-	-	-	
District Municipality:		-	-	-	-	
Other capital transfers [insert description]		-	-	-	-	
		-	-	-	-	
Other grant providers:		-	-	-	-	
Services SETA		-	-	-	-	
		-	-	-	-	
Total capital expenditure of Approved Roll-overs		120	-	-	120	100.0%
TOTAL EXPENDITURE OF APPROVED ROLL-OVERS		1,737	832	1,504	233	13.4%

The table below provide a summary of the movements on the conditional grants from July to June 2025.

Summary of Unspent Conditional Grants - July 2024 till June 2025	
Conditional Grants - Opening Balance 1 July 2024	2,354,143.00
Grants Received During July 2024	46,925,000.00
Less : Grant Expenditure During July 2024	- 38,599,223.72
Closing Balance - 31 July 2024	10,679,919.28
Grants Received During August 2024	13,597,012.00
Less : Grant Expenditure During August 2024	- 11,864,404.00
Closing Balance - 31 August 2024	12,412,527.28
Grants Received During September 2024	2,726,000.00
Less : Grant Expenditure During September 2024	- 1,897,078.40
Closing Balance - 30 September 2024	13,241,448.88
Grants Received During October 2024	2,987,200.00
Less : Grant Expenditure During October 2024	- 3,008,326.44
Closing Balance - 31 October 2024	13,220,322.44
Grants Received During November 2024	792,000.00
Less : Grant Expenditure During November 2024	- 2,430,762.85
Closing Balance - 30 November 2024	11,581,559.59
Repayment of Unspent MIG funds as at 30 June 2024	- 132,222.24
Repayment of Unspent EPWP funds as at 30 June 2024	- 62,647.17
Closing Balance - 30 November 2024	11,386,690.18
Grants Received During December 2024	30,647,000.00
Less : Grant Expenditure During December 2024	- 34,568,159.70
Closing Balance - 31 December 2024	7,465,530.48
Grants Received During January 2025	2,353,000.00
Less : Grant Expenditure During January 2025	- 734,290.51
Closing Balance - 31 January 2025	9,084,239.97
Grants Received During February 2025	3,887,000.00
Less : Grant Expenditure During February 2025	- 2,046,028.04
Closing Balance - 28 February 2025	10,925,211.93
Grants Received During March 2025	28,166,000.00
Repayment of over payment on Western Cape Municipal Interventions Grant	- 4,000.00
Less : Grant Expenditure During March 2025	- 23,767,226.05
Closing Balance - 31 March 2025	15,319,985.88
Grants Received During April 2025	3,888,000.00
Less : Grant Expenditure During April 2025	- 804,286.85
Closing Balance - 30 April 2025	18,403,699.03
Repayment of Unspent DLG funds as at 30 June 2024	- 71,333.82
Repayment of Unspent DCAS funds as at 30 June 2024	- 350,054.39
Grants Received During May 2025	380,700.00
Less : Grant Expenditure During May 2025	- 2,465,582.69
Closing Balance - 31 May 2025	15,897,428.13
Grants Received During June 2025	-
Less : Grant Expenditure During June 2025	- 11,493,897.44
Closing Balance - 30 June 2025	4,403,530.69

The unspent conditional grant balance at the end of June amounted to R 4,403,530.69.

All unspent conditional grants were cash backed and on investment as at the end of June 2025.

9. Expenditure on councillor and board members allowances and employee benefits

9.1 Supporting Table SC8

WC053 Beaufort West - Supporting Table SC8 Monthly Budget Statement - councillor and staff benefits - M12 June										
Summary of Employee and Councillor remuneration R thousands	Ref	2023/24	Budget Year 2024/25							
		Audited Outcome	Original Budget	Adjusted Budget	Monthly actual	YearTD actual	YearTD budget	YTD variance	YTD variance %	Full Year Forecast
	1	A	B	C						D
Councillors (Political Office Bearers plus Other)										
Basic Salaries and Wages		5,206	6,158	6,145	410	5,851	6,145	(294)	-5%	6,145
Pension and UIF Contributions		99	182	-	-	-	-	-	-	-
Medical Aid Contributions		5	-	-	-	-	-	-	-	-
Motor Vehicle Allowance		136	155	136	11	136	136	0	0%	136
Cellphone Allowance		525	586	562	44	563	562	1	0%	562
Housing Allowances		-	-	-	-	-	-	-	-	-
Other benefits and allowances		46	52	49	4	50	49	0	0%	49
Sub Total - Councillors		6,018	7,133	6,892	469	6,599	6,892	(293)	-4%	6,892
Senior Managers of the Municipality	3									
Basic Salaries and Wages		2,734	3,358	3,233	301	2,864	3,233	(369)	-11%	3,233
Pension and UIF Contributions		422	801	468	28	462	468	(7)	-1%	468
Medical Aid Contributions		184	390	215	10	223	215	8	4%	215
Overtime		-	-	-	-	-	-	-	-	-
Performance Bonus		57	455	524	-	512	524	(12)	-2%	524
Motor Vehicle Allowance		200	261	382	15	291	382	(91)	-24%	382
Cellphone Allowance		63	72	71	5	69	71	(2)	-3%	71
Housing Allowances		-	-	-	-	-	-	-	-	-
Other benefits and allowances		71	0	75	5	73	75	(2)	-3%	75
Payments in lieu of leave		49	-	30	93	124	30	93	306%	30
Long service awards		-	-	-	-	-	-	-	-	-
Post-retirement benefit obligations	2	-	-	-	-	-	-	-	-	-
Entertainment		-	-	-	-	-	-	-	-	-
Scarcity		249	330	297	18	263	297	(34)	-11%	297
Acting and post related allowance		83	-	35	20	49	35	14	42%	35
In kind benefits		-	-	-	-	-	-	-	-	-
Sub Total - Senior Managers of Municipality		4,112	5,668	5,331	495	4,930	5,331	(401)	-8%	5,331
Other Municipal Staff										
Basic Salaries and Wages		80,237	95,736	89,172	7,957	85,977	89,172	(3,195)	-4%	89,172
Pension and UIF Contributions		13,789	16,583	15,180	1,226	14,434	15,180	(746)	-5%	15,180
Medical Aid Contributions		2,176	2,274	2,664	232	2,659	2,664	(5)	0%	2,664
Overtime		4,116	3,344	4,614	345	4,718	4,614	104	2%	4,614
Performance Bonus		5,973	6,902	6,180	8	6,198	6,180	18	0%	6,180
Motor Vehicle Allowance		169	162	225	14	223	225	(2)	-1%	225
Cellphone Allowance		148	160	154	11	142	154	(12)	-8%	154
Housing Allowances		405	420	976	38	712	976	(264)	-27%	976
Other benefits and allowances		5,326	5,055	5,798	458	5,554	5,798	(244)	-4%	5,798
Payments in lieu of leave		1,068	-	247	85	402	247	155	63%	247
Long service awards		455	598	544	430	1,178	544	634	117%	544
Post-retirement benefit obligations	2	4,191	1,630	1,580	134	1,563	1,580	(17)	-1%	1,580
Entertainment		-	-	-	-	-	-	-	-	-
Scarcity		-	-	-	-	-	-	-	-	-
Acting and post related allowance		2,166	285	1,781	136	1,838	1,781	57	3%	1,781
In kind benefits		-	-	-	-	-	-	-	-	-
Sub Total - Other Municipal Staff		120,220	133,150	129,115	11,074	125,598	129,115	(3,517)	-3%	129,115
TOTAL SALARY, ALLOWANCES & BENEFITS		130,350	145,950	141,338	12,038	137,127	141,338	(4,211)	-3%	141,338
TOTAL MANAGERS AND STAFF		124,332	138,817	134,446	11,569	130,528	134,446	(3,918)	-3%	134,446

The total overtime and standby budget for the 2024/25 financial year amounted to R 5,211,180. This amount was adjusted upwards to R 7,260,792 with the adjustments budget approved by council during February 2025. The year to date expenditure on these two items at the end of June 2025 amounted to R 7,353,193 or 101.3% of the approved adjusted budget.

	Original Budget	Adjusted Budget	Actual - Quarter 1 2024/2025	Actual - Quarter 2 2024/2025	Actual - Quarter 3 2024/2025	Actual - April 2025	Actual - May 2025	Actual - June 2025	Year to date Total	% spend of Adjusted Budget
Overtime	3,343,960	4,614,064	1,118,567	828,807	1,503,968	445,141	485,137	348,500	4,730,119	102.5%
Standby Allowances	1,867,220	2,646,728	649,763	628,537	685,956	224,524	222,635	211,660	2,623,074	99.1%
Total	5,211,180	7,260,792	1,768,329	1,457,344	2,189,924	669,664	707,771	560,160	7,353,193	101.3%

The overtime and standby expenditure needs to be closely managed and monitored during the financial to ensure that these costs remain within the budget allocated.

10. Capital programme performance

10.1 Supporting Table SC12

WC053 Beaufort West - Supporting Table SC12 Monthly Budget Statement - capital expenditure trend - M12 June									
Month	2023/24	Budget Year 2024/25							
	Audited Outcome	Original Budget	Adjusted Budget	Monthly actual	YearTD actual	YearTD budget	YTD variance	YTD variance	% spend of Adjusted Budget
R thousands								%	
<u>Monthly expenditure performance trend</u>									
July	1,407	2,131	2,381	789	789	2,381	1,592	66.9%	2%
August	1,407	2,131	2,381	11,244	12,033	4,762	(7,271)	-152.7%	38%
September	1,407	2,131	2,381	842	12,875	7,143	(5,732)	-80.2%	41%
October	1,407	2,131	2,381	1,354	14,229	9,525	(4,705)	-49.4%	45%
November	1,407	2,131	2,381	1,054	15,283	11,906	(3,377)	-28.4%	48%
December	1,407	2,131	2,381	2,775	18,058	14,287	(3,771)	-26.4%	57%
January	1,407	2,131	2,381	0	18,058	16,668	(1,390)	-8.3%	57%
February	1,407	2,131	2,381	1,573	19,631	19,049	(582)	-3.1%	62%
March	1,407	2,131	2,816	594	20,225	21,865	1,640	7.5%	64%
April	1,407	2,131	2,816	2	20,227	24,681	4,454	18.0%	64%
May	1,407	2,131	2,816	833	21,060	27,497	6,438	23.4%	66%
June	1,407	2,131	4,260	8,060	29,119	31,757	2,638	8.3%	92%
Total Capital expenditure	16,889	25,575	31,757	29,119					

Council approved capital budget amounting to R 30,313,005 for the 2024/25 financial year during the adjustment budget of February 2025. The capital budget was revised upwards to R 31,757,354 with the adjustments approved at the end of May 2025. At the end of June 2025 the total capital budget expenditure amounted to R 29,119,700 excluding VAT or 92% of the approved capital budget. The figure is provisional.

Chart C1 2024/25 Capital Expenditure Monthly Trend: actual v target

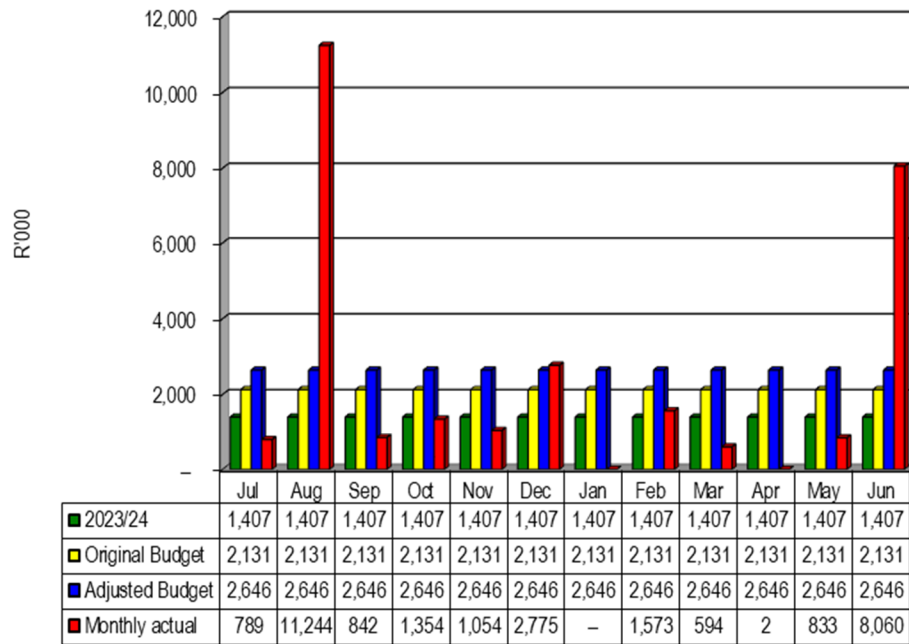
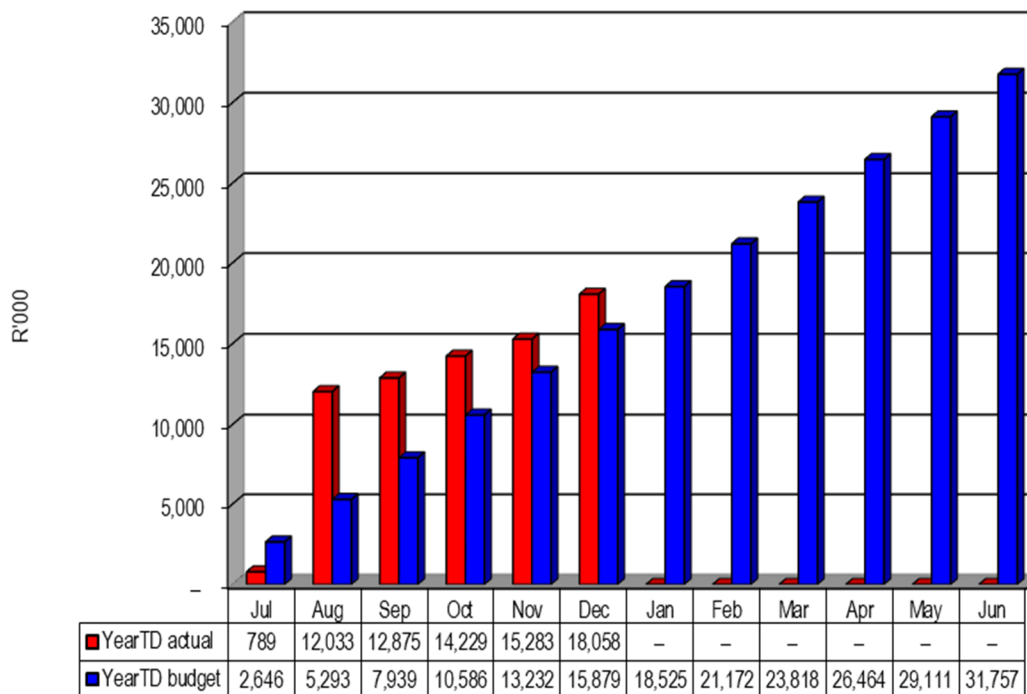


Chart C2 2024/25 Capital Expenditure: YTD actual v YTD target



10.2 Supporting Table SC13

10.2.1 Supporting Table SC13a

WC053 Beaufort West - Supporting Table SC13a Monthly Budget Statement - capital expenditure on new assets by asset class - M12 June										
Description	Ref	2023/24 Audited Outcome	Original Budget	Adjusted Budget	Monthly actual	Budget Year 2024/25 YearTD actual	YearTD budget	YTD variance	YTD variance %	Full Year Forecast
R thousands	1									
Capital expenditure on new assets by Asset Class/Sub-class										
Infrastructure		-	667	428	189	189	428	239	55.8%	428
Roads Infrastructure		-	-	-	-	-	-	-	-	-
Roads		-	-	-	-	-	-	-	-	-
Road Structures		-	-	-	-	-	-	-	-	-
Road Furniture		-	-	-	-	-	-	-	-	-
Capital Spares		-	-	-	-	-	-	-	-	-
Storm water Infrastructure		-	-	-	-	-	-	-	-	-
Drainage Collection		-	-	-	-	-	-	-	-	-
Storm water Conveyance		-	-	-	-	-	-	-	-	-
Attenuation		-	-	-	-	-	-	-	-	-
Electrical Infrastructure		-	667	123	-	-	123	123	100.0%	123
Power Plants		-	-	-	-	-	-	-	-	-
HV Substations		-	-	-	-	-	-	-	-	-
HV Switching Station		-	-	-	-	-	-	-	-	-
HV Transmission Conductors		-	-	-	-	-	-	-	-	-
MV Substations		-	-	-	-	-	-	-	-	-
MV Switching Stations		-	-	-	-	-	-	-	-	-
MV Networks		-	543	-	-	-	-	-	-	-
LV Networks		-	123	123	-	-	123	123	100.0%	123
Capital Spares		-	-	-	-	-	-	-	-	-
Water Supply Infrastructure		-	-	-	-	-	-	-	-	-
Dams and Weirs		-	-	-	-	-	-	-	-	-
Boreholes		-	-	-	-	-	-	-	-	-
Reservoirs		-	-	-	-	-	-	-	-	-
Pump Stations		-	-	-	-	-	-	-	-	-
Water Treatment Works		-	-	-	-	-	-	-	-	-
Bulk Mains		-	-	-	-	-	-	-	-	-
Distribution		-	-	-	-	-	-	-	-	-
Distribution Points		-	-	-	-	-	-	-	-	-
PRV Stations		-	-	-	-	-	-	-	-	-
Capital Spares		-	-	-	-	-	-	-	-	-
Sanitation Infrastructure		-	-	-	-	-	-	-	-	-
Pump Station		-	-	-	-	-	-	-	-	-
Reticulation		-	-	-	-	-	-	-	-	-
Waste Water Treatment Works		-	-	-	-	-	-	-	-	-
Outfall Sewers		-	-	-	-	-	-	-	-	-
Toilet Facilities		-	-	-	-	-	-	-	-	-
Capital Spares		-	-	-	-	-	-	-	-	-
Solid Waste Infrastructure		-	-	304	189	189	304	115	37.9%	304
Landfill Sites		-	-	304	189	189	304	115	37.9%	304
Waste Transfer Stations		-	-	-	-	-	-	-	-	-
Waste Processing Facilities		-	-	-	-	-	-	-	-	-
Waste Drop-off Points		-	-	-	-	-	-	-	-	-
Waste Separation Facilities		-	-	-	-	-	-	-	-	-
Electricity Generation Facilities		-	-	-	-	-	-	-	-	-
Capital Spares		-	-	-	-	-	-	-	-	-
Rail Infrastructure		-	-	-	-	-	-	-	-	-
Rail Lines		-	-	-	-	-	-	-	-	-
Rail Structures		-	-	-	-	-	-	-	-	-
Rail Furniture		-	-	-	-	-	-	-	-	-
Drainage Collection		-	-	-	-	-	-	-	-	-
Storm water Conveyance		-	-	-	-	-	-	-	-	-
Attenuation		-	-	-	-	-	-	-	-	-
MV Substations		-	-	-	-	-	-	-	-	-
LV Networks		-	-	-	-	-	-	-	-	-
Capital Spares		-	-	-	-	-	-	-	-	-
Coastal Infrastructure		-	-	-	-	-	-	-	-	-
Sand Pumps		-	-	-	-	-	-	-	-	-
Piers		-	-	-	-	-	-	-	-	-
Revetments		-	-	-	-	-	-	-	-	-
Promenades		-	-	-	-	-	-	-	-	-
Capital Spares		-	-	-	-	-	-	-	-	-
Information and Communication Infrastructure		-	-	-	-	-	-	-	-	-
Data Centres		-	-	-	-	-	-	-	-	-
Core Layers		-	-	-	-	-	-	-	-	-
Distribution Layers		-	-	-	-	-	-	-	-	-
Capital Spares		-	-	-	-	-	-	-	-	-

WC053 Beaufort West - Supporting Table SC13a Monthly Budget Statement - capital expenditure on new assets by asset class - M 12 June										
Description	Ref	2023/24 Audited Outcome	Original Budget	Adjusted Budget	Monthly actual	Budget Year 2024/25 YearTD actual	YearTD budget	YTD variance	YTD variance %	Full Year Forecast
R thousands	1									
Capital expenditure on new assets by Asset Class/Sub-class										
Community Assets		-	-	-	-	-	-	-		-
Community Facilities		-	-	-	-	-	-	-		-
Halls		-	-	-	-	-	-	-		-
Centres		-	-	-	-	-	-	-		-
Crèches		-	-	-	-	-	-	-		-
Clinics/Care Centres		-	-	-	-	-	-	-		-
Fire/Ambulance Stations		-	-	-	-	-	-	-		-
Testing Stations		-	-	-	-	-	-	-		-
Museums		-	-	-	-	-	-	-		-
Galleries		-	-	-	-	-	-	-		-
Theatres		-	-	-	-	-	-	-		-
Libraries		-	-	-	-	-	-	-		-
Cemeteries/Crematoria		-	-	-	-	-	-	-		-
Police		-	-	-	-	-	-	-		-
Purfs		-	-	-	-	-	-	-		-
Public Open Space		-	-	-	-	-	-	-		-
Nature Reserves		-	-	-	-	-	-	-		-
Public Ablution Facilities		-	-	-	-	-	-	-		-
Markets		-	-	-	-	-	-	-		-
Stalls		-	-	-	-	-	-	-		-
Abattoirs		-	-	-	-	-	-	-		-
Airports		-	-	-	-	-	-	-		-
Taxi Ranks/Bus Terminals		-	-	-	-	-	-	-		-
Capital Spares		-	-	-	-	-	-	-		-
Sport and Recreation Facilities		-	-	-	-	-	-	-		-
Indoor Facilities		-	-	-	-	-	-	-		-
Outdoor Facilities		-	-	-	-	-	-	-		-
Capital Spares		-	-	-	-	-	-	-		-
Heritage assets		-	-	-	-	-	-	-		-
Monuments		-	-	-	-	-	-	-		-
Historic Buildings		-	-	-	-	-	-	-		-
Works of Art		-	-	-	-	-	-	-		-
Conservation Areas		-	-	-	-	-	-	-		-
Other Heritage		-	-	-	-	-	-	-		-
Investment properties		-	-	-	-	-	-	-		-
Revenue Generating		-	-	-	-	-	-	-		-
Improved Property		-	-	-	-	-	-	-		-
Unimproved Property		-	-	-	-	-	-	-		-
Non-revenue Generating		-	-	-	-	-	-	-		-
Improved Property		-	-	-	-	-	-	-		-
Unimproved Property		-	-	-	-	-	-	-		-
Other assets		-	-	-	-	-	-	-		-
Operational Buildings		-	-	-	-	-	-	-		-
Municipal Offices		-	-	-	-	-	-	-		-
Pay/Enquiry Points		-	-	-	-	-	-	-		-
Building Plan Offices		-	-	-	-	-	-	-		-
Workshops		-	-	-	-	-	-	-		-
Yards		-	-	-	-	-	-	-		-
Stores		-	-	-	-	-	-	-		-
Laboratories		-	-	-	-	-	-	-		-
Training Centres		-	-	-	-	-	-	-		-
Manufacturing Plant		-	-	-	-	-	-	-		-
Depots		-	-	-	-	-	-	-		-
Capital Spares		-	-	-	-	-	-	-		-
Housing		-	-	-	-	-	-	-		-
Staff Housing		-	-	-	-	-	-	-		-
Social Housing		-	-	-	-	-	-	-		-
Capital Spares		-	-	-	-	-	-	-		-
Biological or Cultivated Assets		-	-	-	-	-	-	-		-
Biological or Cultivated Assets		-	-	-	-	-	-	-		-
Intangible Assets		498	-	-	-	-	-	-		-
Servitudes		-	-	-	-	-	-	-		-
Licences and Rights		498	-	-	-	-	-	-		-
Water Rights		-	-	-	-	-	-	-		-
Effluent Licenses		-	-	-	-	-	-	-		-
Solid Waste Licenses		-	-	-	-	-	-	-		-
Computer Software and Applications		498	-	-	-	-	-	-		-
Load Settlement Software Applications		-	-	-	-	-	-	-		-
Unspecified		-	-	-	-	-	-	-		-
Computer Equipment		268	500	631	84	557	631	74	11.8%	631
Computer Equipment		268	500	631	84	557	631	74	11.8%	631
Furniture and Office Equipment		13	-	254	52	52	254	202	79.4%	254
Furniture and Office Equipment		13	-	254	52	52	254	202	79.4%	254
Machinery and Equipment		-	-	300	21	180	300	120	40.0%	300
Machinery and Equipment		-	-	300	21	180	300	120	40.0%	300
Transport Assets		4,586	10,451	10,629	-	10,629	10,629	0	0.0%	10,629
Transport Assets		4,586	10,451	10,629	-	10,629	10,629	0	0.0%	10,629
Land		-	-	-	-	-	-	-		-
Land		-	-	-	-	-	-	-		-
Zoo's, Marine and Non-biological Animals		-	-	-	-	-	-	-		-
Zoo's, Marine and Non-biological Animals		-	-	-	-	-	-	-		-
Living resources		-	-	-	-	-	-	-		-
Mature		-	-	-	-	-	-	-		-
Policing and Protection		-	-	-	-	-	-	-		-
Zoological plants and animals		-	-	-	-	-	-	-		-
Immature		-	-	-	-	-	-	-		-
Policing and Protection		-	-	-	-	-	-	-		-
Zoological plants and animals		-	-	-	-	-	-	-		-
Total Capital Expenditure on new assets	1	5,365	11,618	12,242	347	11,607	12,242	635	5.2%	12,242

10.2.2 Supporting Table SC13b

WC053 Beaufort West - Supporting Table SC13b Monthly Budget Statement - capital expenditure on renewal of existing assets by asset class - M12 June										
Description	Ref	2023/24	Budget Year 2024/25							
		Audited Outcome	Original Budget	Adjusted Budget	Monthly actual	YearTD actual	YearTD budget	YTD variance	YTD variance %	Full Year Forecast
R thousands	1									
Capital expenditure on renewal of existing assets by Asset Class/Sub-class										
Infrastructure		6,662	-	-	-	-	-	-	-	-
Roads Infrastructure		5,606	-	-	-	-	-	-	-	-
Roads		5,606	-	-	-	-	-	-	-	-
Road Structures		-	-	-	-	-	-	-	-	-
Road Furniture		-	-	-	-	-	-	-	-	-
Capital Spares		-	-	-	-	-	-	-	-	-
Storm water Infrastructure		-	-	-	-	-	-	-	-	-
Drainage Collection		-	-	-	-	-	-	-	-	-
Storm water Conveyance		-	-	-	-	-	-	-	-	-
Attenuation		-	-	-	-	-	-	-	-	-
Electrical Infrastructure		-	-	-	-	-	-	-	-	-
Power Plants		-	-	-	-	-	-	-	-	-
HV Substations		-	-	-	-	-	-	-	-	-
HV Switching Station		-	-	-	-	-	-	-	-	-
HV Transmission Conductors		-	-	-	-	-	-	-	-	-
MV Substations		-	-	-	-	-	-	-	-	-
MV Switching Stations		-	-	-	-	-	-	-	-	-
MV Networks		-	-	-	-	-	-	-	-	-
LV Networks		-	-	-	-	-	-	-	-	-
Capital Spares		-	-	-	-	-	-	-	-	-
Water Supply Infrastructure		1,056	-	-	-	-	-	-	-	-
Dams and Weirs		-	-	-	-	-	-	-	-	-
Boreholes		1,056	-	-	-	-	-	-	-	-
Reservoirs		-	-	-	-	-	-	-	-	-
Pump Stations		-	-	-	-	-	-	-	-	-
Water Treatment Works		-	-	-	-	-	-	-	-	-
Bulk Mains		-	-	-	-	-	-	-	-	-
Distribution		-	-	-	-	-	-	-	-	-
Distribution Points		-	-	-	-	-	-	-	-	-
PRV Stations		-	-	-	-	-	-	-	-	-
Capital Spares		-	-	-	-	-	-	-	-	-
Sanitation Infrastructure		-	-	-	-	-	-	-	-	-
Pump Station		-	-	-	-	-	-	-	-	-
Reticulation		-	-	-	-	-	-	-	-	-
Waste Water Treatment Works		-	-	-	-	-	-	-	-	-
Outfall Sewers		-	-	-	-	-	-	-	-	-
Toilet Facilities		-	-	-	-	-	-	-	-	-
Capital Spares		-	-	-	-	-	-	-	-	-
Solid Waste Infrastructure		-	-	-	-	-	-	-	-	-
Landfill Sites		-	-	-	-	-	-	-	-	-
Waste Transfer Stations		-	-	-	-	-	-	-	-	-
Waste Processing Facilities		-	-	-	-	-	-	-	-	-
Waste Drop-off Points		-	-	-	-	-	-	-	-	-
Waste Separation Facilities		-	-	-	-	-	-	-	-	-
Electricity Generation Facilities		-	-	-	-	-	-	-	-	-
Capital Spares		-	-	-	-	-	-	-	-	-
Rail Infrastructure		-	-	-	-	-	-	-	-	-
Rail Lines		-	-	-	-	-	-	-	-	-
Rail Structures		-	-	-	-	-	-	-	-	-
Rail Furniture		-	-	-	-	-	-	-	-	-
Drainage Collection		-	-	-	-	-	-	-	-	-
Storm water Conveyance		-	-	-	-	-	-	-	-	-
Attenuation		-	-	-	-	-	-	-	-	-
MV Substations		-	-	-	-	-	-	-	-	-
LV Networks		-	-	-	-	-	-	-	-	-
Capital Spares		-	-	-	-	-	-	-	-	-
Coastal Infrastructure		-	-	-	-	-	-	-	-	-
Sand Pumps		-	-	-	-	-	-	-	-	-
Piers		-	-	-	-	-	-	-	-	-
Revetments		-	-	-	-	-	-	-	-	-
Promenades		-	-	-	-	-	-	-	-	-
Capital Spares		-	-	-	-	-	-	-	-	-
Information and Communication Infrastructure		-	-	-	-	-	-	-	-	-
Data Centres		-	-	-	-	-	-	-	-	-
Core Layers		-	-	-	-	-	-	-	-	-
Distribution Layers		-	-	-	-	-	-	-	-	-
Capital Spares		-	-	-	-	-	-	-	-	-

WC053 Beaufort West - Supporting Table SC13b Monthly Budget Statement - capital expenditure on renewal of existing assets by asset class - M12 June										
Description	Ref	2023/24	Budget Year 2024/25							
		Audited Outcome	Original Budget	Adjusted Budget	Monthly actual	YearTD actual	YearTD budget	YTD variance	YTD variance %	Full Year Forecast
R thousands	1									
Capital expenditure on renewal of existing assets by Asset Class/Sub-class										
Community Assets		824	-	-	-	-	-	-	-	-
Community Facilities		248	-	-	-	-	-	-	-	-
Halls		-	-	-	-	-	-	-	-	-
Centres		248	-	-	-	-	-	-	-	-
Crèches		-	-	-	-	-	-	-	-	-
Clinics/Care Centres		-	-	-	-	-	-	-	-	-
Fire/Ambulance Stations		-	-	-	-	-	-	-	-	-
Testing Stations		-	-	-	-	-	-	-	-	-
Museums		-	-	-	-	-	-	-	-	-
Galleries		-	-	-	-	-	-	-	-	-
Theatres		-	-	-	-	-	-	-	-	-
Libraries		-	-	-	-	-	-	-	-	-
Cemeteries/Crematoria		-	-	-	-	-	-	-	-	-
Police		-	-	-	-	-	-	-	-	-
Purfs		-	-	-	-	-	-	-	-	-
Public Open Space		-	-	-	-	-	-	-	-	-
Nature Reserves		-	-	-	-	-	-	-	-	-
Public Ablution Facilities		-	-	-	-	-	-	-	-	-
Markets		-	-	-	-	-	-	-	-	-
Stalls		-	-	-	-	-	-	-	-	-
Abattoirs		-	-	-	-	-	-	-	-	-
Airports		-	-	-	-	-	-	-	-	-
Taxi Ranks/Bus Terminals		-	-	-	-	-	-	-	-	-
Capital Spares		-	-	-	-	-	-	-	-	-
Sport and Recreation Facilities		576	-	-	-	-	-	-	-	-
Indoor Facilities		-	-	-	-	-	-	-	-	-
Outdoor Facilities		576	-	-	-	-	-	-	-	-
Capital Spares		-	-	-	-	-	-	-	-	-
Heritage assets		-	-	-	-	-	-	-	-	-
Monuments		-	-	-	-	-	-	-	-	-
Historic Buildings		-	-	-	-	-	-	-	-	-
Works of Art		-	-	-	-	-	-	-	-	-
Conservation Areas		-	-	-	-	-	-	-	-	-
Other Heritage		-	-	-	-	-	-	-	-	-
Investment properties		-	-	-	-	-	-	-	-	-
Revenue Generating		-	-	-	-	-	-	-	-	-
Improved Property		-	-	-	-	-	-	-	-	-
Unimproved Property		-	-	-	-	-	-	-	-	-
Non-revenue Generating		-	-	-	-	-	-	-	-	-
Improved Property		-	-	-	-	-	-	-	-	-
Unimproved Property		-	-	-	-	-	-	-	-	-
Other assets		-	-	-	-	-	-	-	-	-
Operational Buildings		-	-	-	-	-	-	-	-	-
Municipal Offices		-	-	-	-	-	-	-	-	-
Pay/Enquiry Points		-	-	-	-	-	-	-	-	-
Building Plan Offices		-	-	-	-	-	-	-	-	-
Workshops		-	-	-	-	-	-	-	-	-
Yards		-	-	-	-	-	-	-	-	-
Stores		-	-	-	-	-	-	-	-	-
Laboratories		-	-	-	-	-	-	-	-	-
Training Centres		-	-	-	-	-	-	-	-	-
Manufacturing Plant		-	-	-	-	-	-	-	-	-
Depots		-	-	-	-	-	-	-	-	-
Capital Spares		-	-	-	-	-	-	-	-	-
Housing		-	-	-	-	-	-	-	-	-
Staff Housing		-	-	-	-	-	-	-	-	-
Social Housing		-	-	-	-	-	-	-	-	-
Capital Spares		-	-	-	-	-	-	-	-	-
Biological or Cultivated Assets		-	-	-	-	-	-	-	-	-
Biological or Cultivated Assets		-	-	-	-	-	-	-	-	-
Intangible Assets		-	-	-	-	-	-	-	-	-
Servitudes		-	-	-	-	-	-	-	-	-
Licences and Rights		-	-	-	-	-	-	-	-	-
Water Rights		-	-	-	-	-	-	-	-	-
Effluent Licenses		-	-	-	-	-	-	-	-	-
Solid Waste Licenses		-	-	-	-	-	-	-	-	-
Computer Software and Applications		-	-	-	-	-	-	-	-	-
Load Settlement Software Applications		-	-	-	-	-	-	-	-	-
Unspecified		-	-	-	-	-	-	-	-	-
Computer Equipment		-	-	-	-	-	-	-	-	-
Computer Equipment		-	-	-	-	-	-	-	-	-
Furniture and Office Equipment		-	-	-	-	-	-	-	-	-
Furniture and Office Equipment		-	-	-	-	-	-	-	-	-
Machinery and Equipment		-	-	-	-	-	-	-	-	-
Machinery and Equipment		-	-	-	-	-	-	-	-	-
Transport Assets		-	-	-	-	-	-	-	-	-
Transport Assets		-	-	-	-	-	-	-	-	-
Land		-	-	-	-	-	-	-	-	-
Land		-	-	-	-	-	-	-	-	-
Zoo's, Marine and Non-biological Animals		-	-	-	-	-	-	-	-	-
Zoo's, Marine and Non-biological Animals		-	-	-	-	-	-	-	-	-
Living resources		-	-	-	-	-	-	-	-	-
Mature		-	-	-	-	-	-	-	-	-
Policing and Protection		-	-	-	-	-	-	-	-	-
Zoological plants and animals		-	-	-	-	-	-	-	-	-
Immature		-	-	-	-	-	-	-	-	-
Policing and Protection		-	-	-	-	-	-	-	-	-
Zoological plants and animals		-	-	-	-	-	-	-	-	-
Total Capital Expenditure on renewal of existing assets	1	7,485	-	-	-	-	-	-	-	-

10.2.3 Supporting Table SC13e

WC053 Beaufort West - Supporting Table SC13e Monthly Budget Statement - capital expenditure on upgrading of existing assets by asset class - M12 June										
Description	Ref	2023/24	Budget Year 2024/25							
		Audited Outcome	Original Budget	Adjusted Budget	Monthly actual	YearTD actual	YearTD budget	YTD variance	YTD variance %	Full Year Forecast
R thousands	1									
Capital expenditure on upgrading of existing assets by Asset Class/Sub-class										
Infrastructure		450	7,987	10,489	5,278	9,838	10,489	651	6.2%	10,489
Roads Infrastructure		-	-	426	426	426	426	0	0.1%	426
Roads		-	-	426	426	426	426	0	0.1%	426
Road Structures		-	-	-	-	-	-	-	-	-
Road Furniture		-	-	-	-	-	-	-	-	-
Capital Spares		-	-	-	-	-	-	-	-	-
Storm water Infrastructure		-	-	-	-	-	-	-	-	-
Drainage Collection		-	-	-	-	-	-	-	-	-
Storm water Conveyance		-	-	-	-	-	-	-	-	-
Attenuation		-	-	-	-	-	-	-	-	-
Electrical Infrastructure		16	5,813	6,715	3,692	6,072	6,715	643	9.6%	6,715
Power Plants		-	-	-	-	-	-	-	-	-
HV Substations		-	5,813	6,454	3,692	6,072	6,454	382	5.9%	6,454
HV Switching Station		-	-	-	-	-	-	-	-	-
HV Transmission Conductors		-	-	-	-	-	-	-	-	-
MV Substations		-	-	-	-	-	-	-	-	-
MV Switching Stations		-	-	-	-	-	-	-	-	-
MV Networks		16	-	261	-	-	261	261	100.0%	261
LV Networks		-	-	-	-	-	-	-	-	-
Capital Spares		-	-	-	-	-	-	-	-	-
Water Supply Infrastructure		-	2,174	3,348	1,160	3,340	3,348	8	0.2%	3,348
Dams and Weirs		-	-	-	-	-	-	-	-	-
Boreholes		-	1,217	2,391	1,087	2,383	2,391	8	0.3%	2,391
Reservoirs		-	-	-	-	-	-	-	-	-
Pump Stations		-	-	-	-	-	-	-	-	-
Water Treatment Works		-	-	-	-	-	-	-	-	-
Bulk Mains		-	-	-	-	-	-	-	-	-
Distribution		-	957	957	73	956	957	0	0.0%	957
Distribution Points		-	-	-	-	-	-	-	-	-
PRV Stations		-	-	-	-	-	-	-	-	-
Capital Spares		-	-	-	-	-	-	-	-	-
Sanitation Infrastructure		435	-	-	-	-	-	-	-	-
Pump Station		435	-	-	-	-	-	-	-	-
Reticulation		-	-	-	-	-	-	-	-	-
Waste Water Treatment Works		-	-	-	-	-	-	-	-	-
Outfall Sewers		-	-	-	-	-	-	-	-	-
Toilet Facilities		-	-	-	-	-	-	-	-	-
Capital Spares		-	-	-	-	-	-	-	-	-
Solid Waste Infrastructure		-	-	-	-	-	-	-	-	-
Landfill Sites		-	-	-	-	-	-	-	-	-
Waste Transfer Stations		-	-	-	-	-	-	-	-	-
Waste Processing Facilities		-	-	-	-	-	-	-	-	-
Waste Drop-off Points		-	-	-	-	-	-	-	-	-
Waste Separation Facilities		-	-	-	-	-	-	-	-	-
Electricity Generation Facilities		-	-	-	-	-	-	-	-	-
Capital Spares		-	-	-	-	-	-	-	-	-
Rail Infrastructure		-	-	-	-	-	-	-	-	-
Rail Lines		-	-	-	-	-	-	-	-	-
Rail Structures		-	-	-	-	-	-	-	-	-
Rail Furniture		-	-	-	-	-	-	-	-	-
Drainage Collection		-	-	-	-	-	-	-	-	-
Storm water Conveyance		-	-	-	-	-	-	-	-	-
Attenuation		-	-	-	-	-	-	-	-	-
MV Substations		-	-	-	-	-	-	-	-	-
LV Networks		-	-	-	-	-	-	-	-	-
Capital Spares		-	-	-	-	-	-	-	-	-
Coastal Infrastructure		-	-	-	-	-	-	-	-	-
Sand Pumps		-	-	-	-	-	-	-	-	-
Piers		-	-	-	-	-	-	-	-	-
Revetments		-	-	-	-	-	-	-	-	-
Promenades		-	-	-	-	-	-	-	-	-
Capital Spares		-	-	-	-	-	-	-	-	-
Information and Communication Infrastructure		-	-	-	-	-	-	-	-	-
Data Centres		-	-	-	-	-	-	-	-	-
Core Layers		-	-	-	-	-	-	-	-	-
Distribution Layers		-	-	-	-	-	-	-	-	-
Capital Spares		-	-	-	-	-	-	-	-	-

WC053 Beaufort West - Supporting Table SC13e Monthly Budget Statement - capital expenditure on upgrading of existing assets by asset class - M12 June										
Description	Ref	2023/24 Audited Outcome	Original Budget	Adjusted Budget	Monthly actual	Budget Year 2024/25 YearTD actual	YearTD budget	YTD variance	YTD variance %	Full Year Forecast
R thousands	1									
Capital expenditure on upgrading of existing assets by Asset Class/Sub-class										
Community Assets		1,862	5,971	9,026	2,435	7,674	9,026	1,352	15.0%	9,026
Community Facilities		-	1,304	1,436	797	1,041	1,436	395	27.5%	1,436
Halls		-	-	-	-	-	-	-	-	-
Centres		-	-	-	-	-	-	-	-	-
Crèches		-	-	-	-	-	-	-	-	-
Clinics/Care Centres		-	-	-	-	-	-	-	-	-
Fire/Ambulance Stations		-	-	-	-	-	-	-	-	-
Testing Stations		-	-	-	-	-	-	-	-	-
Museums		-	-	-	-	-	-	-	-	-
Galleries		-	-	-	-	-	-	-	-	-
Theatres		-	-	-	-	-	-	-	-	-
Libraries		-	1,304	1,304	665	910	1,304	395	30.3%	1,304
Cemeteries/Crematoria		-	-	132	131	131	132	1	0.6%	132
Police		-	-	-	-	-	-	-	-	-
Purts		-	-	-	-	-	-	-	-	-
Public Open Space		-	-	-	-	-	-	-	-	-
Nature Reserves		-	-	-	-	-	-	-	-	-
Public Ablution Facilities		-	-	-	-	-	-	-	-	-
Markets		-	-	-	-	-	-	-	-	-
Stalls		-	-	-	-	-	-	-	-	-
Abattoirs		-	-	-	-	-	-	-	-	-
Airports		-	-	-	-	-	-	-	-	-
Taxi Ranks/Bus Terminals		-	-	-	-	-	-	-	-	-
Capital Spares		-	-	-	-	-	-	-	-	-
Sport and Recreation Facilities		1,862	4,666	7,590	1,638	6,633	7,590	957	12.6%	7,590
Indoor Facilities		-	-	-	-	-	-	-	-	-
Outdoor Facilities		1,862	4,666	7,590	1,638	6,633	7,590	957	12.6%	7,590
Capital Spares		-	-	-	-	-	-	-	-	-
Heritage assets		-	-	-	-	-	-	-	-	-
Monuments		-	-	-	-	-	-	-	-	-
Historic Buildings		-	-	-	-	-	-	-	-	-
Works of Art		-	-	-	-	-	-	-	-	-
Conservation Areas		-	-	-	-	-	-	-	-	-
Other Heritage		-	-	-	-	-	-	-	-	-
Investment properties		-	-	-	-	-	-	-	-	-
Revenue Generating		-	-	-	-	-	-	-	-	-
Improved Property		-	-	-	-	-	-	-	-	-
Unimproved Property		-	-	-	-	-	-	-	-	-
Non-revenue Generating		-	-	-	-	-	-	-	-	-
Improved Property		-	-	-	-	-	-	-	-	-
Unimproved Property		-	-	-	-	-	-	-	-	-
Other assets		-	-	-	-	-	-	-	-	-
Operational Buildings		-	-	-	-	-	-	-	-	-
Municipal Offices		-	-	-	-	-	-	-	-	-
Pay/Enquiry Points		-	-	-	-	-	-	-	-	-
Building Plan Offices		-	-	-	-	-	-	-	-	-
Workshops		-	-	-	-	-	-	-	-	-
Yards		-	-	-	-	-	-	-	-	-
Stores		-	-	-	-	-	-	-	-	-
Laboratories		-	-	-	-	-	-	-	-	-
Training Centres		-	-	-	-	-	-	-	-	-
Manufacturing Plant		-	-	-	-	-	-	-	-	-
Depots		-	-	-	-	-	-	-	-	-
Capital Spares		-	-	-	-	-	-	-	-	-
Housing		-	-	-	-	-	-	-	-	-
Staff Housing		-	-	-	-	-	-	-	-	-
Social Housing		-	-	-	-	-	-	-	-	-
Capital Spares		-	-	-	-	-	-	-	-	-
Biological or Cultivated Assets		-	-	-	-	-	-	-	-	-
Biological or Cultivated Assets		-	-	-	-	-	-	-	-	-
Intangible Assets		-	-	-	-	-	-	-	-	-
Servitudes		-	-	-	-	-	-	-	-	-
Licences and Rights		-	-	-	-	-	-	-	-	-
Water Rights		-	-	-	-	-	-	-	-	-
Effluent Licenses		-	-	-	-	-	-	-	-	-
Solid Waste Licenses		-	-	-	-	-	-	-	-	-
Computer Software and Applications		-	-	-	-	-	-	-	-	-
Load Settlement Software Applications		-	-	-	-	-	-	-	-	-
Unspecified		-	-	-	-	-	-	-	-	-
Computer Equipment		-	-	-	-	-	-	-	-	-
Computer Equipment		-	-	-	-	-	-	-	-	-
Furniture and Office Equipment		-	-	-	-	-	-	-	-	-
Furniture and Office Equipment		-	-	-	-	-	-	-	-	-
Machinery and Equipment		144	-	-	-	-	-	-	-	-
Machinery and Equipment		144	-	-	-	-	-	-	-	-
Transport Assets		-	-	-	-	-	-	-	-	-
Transport Assets		-	-	-	-	-	-	-	-	-
Land		-	-	-	-	-	-	-	-	-
Land		-	-	-	-	-	-	-	-	-
Zoo's, Marine and Non-biological Animals		-	-	-	-	-	-	-	-	-
Zoo's, Marine and Non-biological Animals		-	-	-	-	-	-	-	-	-
Living resources		-	-	-	-	-	-	-	-	-
Matute		-	-	-	-	-	-	-	-	-
Policing and Protection		-	-	-	-	-	-	-	-	-
Zoological plants and animals		-	-	-	-	-	-	-	-	-
Immature		-	-	-	-	-	-	-	-	-
Policing and Protection		-	-	-	-	-	-	-	-	-
Zoological plants and animals		-	-	-	-	-	-	-	-	-
Total Capital Expenditure on upgrading of existing assets	1	2,457	13,958	19,515	7,713	17,512	19,515	2,004	10.3%	19,515

11. Material variances to the SDBIP

11.1 Over view

SDBIP reports are compiled on a quarterly basis at this time.

12. Annexure A: Compliance with the conditions for Municipal Debt Relief

12.1. MFMA Circular 124 – Municipal Compliance Self-Assessment;

12.2. Municipal Debt Relief Performance across the period of debt relief participation;

12.3. Provincial Treasury Debt Relief Compliance Assessment;

12.4. MFMA Circular 124 – Condition 6.6 (Electricity and Water as Collection Tools) and Condition 6.7 (Maintain a minimum average collection of property rates and service charges);

12.5. MFMA Circular 124 – Condition 6.8 (Completeness of the revenue base);

12.6. MFMA Circular 124 – Condition 6.3 and Condition 6.12; and

12.7. The remedial actions necessary and / or undertaken to improve the municipality's monthly compliance in terms of the Debt relief Conditions.

13. Municipal Manager's quality certification

I, Amos Makendlana <amos@beaufortwestmun.co.za>, the Acting Municipal Manager of Beaufort West Municipality, hereby certify that:-

- ☐ The monthly budget statement
- ☐ Quality report on the implementation of the budget and financial state affairs of the Municipality
- ☐ Mid-year budget and performance assessment

For the month of **June 2025** has been prepared in accordance with the Municipal Finance Management Act and Regulations made under the Act.

Information has been reviewed by the Acting Chief Financial Officer: B Jacobs

✓ Print name: A Makendlana

Municipal Manager of Beaufort West Municipality: WC053

Signature: 

Date: 14/7/2025

Annexure A
Section 12
Compliance with the conditions for Municipal Debt Relief
June 2025

12.1 MFMA Circular 124 – Municipality Compliance Self-Assessment – June 2025

Annexure A2 - Monthly



National Treasury
Municipal Debt Relief
MFMA Circular No. 124
Municipal Finance Management Act No. 56 of 2003

Municipality Self-Assessment

Certificate of Compliance: Municipal Debt Relief Conditions for Application

Period

National Financial Year

Demarcation Code of Municipality being assessed

District

Demarcation Description

Jun'24
2024/25
WC003

Central Karoo
Beaufort West

I, Carol Coetzee, hereby certify that the provincial treasury monitored the compliance against the conditions of Municipal Debt Relief as set-out in MFMA Circular No. 124 and that the Provincial Treasury is satisfied and certifies that the said municipality fully complies with the conditions as set-out in the table below:

Notes/Comments

Municipal Debt Relief Conditions (Monthly reporting)

Condition	6.3.1 Maintaining the Eskom and bulk water current account -	Choose from drop down list
6.3.2	6.3.2.1 - Has the municipality paid its bulk water current account within 30 days of receiving the relevant invoice (this applies to all municipalities, including metros)? <i>Note - refer condition 6.12.2</i>	Yes
6.3.2	6.3.2.2 - Has the municipality submitted the supporting evidence of the bulk water current account payment to the National Treasury, the Water Board and/ or Water Trading Entity within 1 day of making any such payment (in PDF format) via the GoMuni Upload Portal https://go.muniportal.treasury.gov.za ?	Yes
6.3.2	6.3.2.3 - Does the amount of the bulk water current account payment as per the proof of payment reconcile to the amount recorded on the financial system as per the mSCOA data string and the section 41(2) MFMA statement of the Water Board and/ or Water Trading Entity?	Yes
6.3.1	6.3.1 - Has the municipality paid its Eskom bulk current account within 30 days of receiving the relevant invoice (this applies to all municipalities, including metros)? <i>Note - current account in terms of municipal debt relief approval means the total Eskom charges for the billing period plus VAT plus any component that may be due in terms of a payment arrangement of "New errors" (March 2023 and / or subsequent current account) up to the date of M1 approval of the application.</i>	Yes
6.3.2	6.3.2 - Has the municipality submitted the supporting evidence of the bulk Eskom current account payment to the National Treasury and Eskom within 1 day of making any such payment (in PDF format) via the GoMuni Upload Portal https://go.muniportal.treasury.gov.za ?	Yes
6.3.4	6.3.4 - Does the amount as per the proof of payment reconcile to the amount recorded on the financial system as per the mSCOA data string and the section 41(2) MFMA statement of Eskom?	Yes
6.4	6.4 Compliance with a funded MTREF - (choose from drop down list the MTREF assigned)	2024/25 Main Adjustment MTREF
6.4.1	6.4.1 - Is the municipality's MTREF funded and aligning to the National Treasury's Budget Funding Guidelines - http://mfma.treasury.gov.za/Guidelines/Pages/Funding.aspx ?	No
6.4.1	6.4.1 - Has the municipality budgeted for any operating surplus on the A1 Schedule (Table A4 - Budgeted Financial Performance) of the Municipal Budget- and Reporting Regulations?	Yes

Bulk account payments was uploaded on GoMuni

Bulk account payments was uploaded on GoMuni

ff

6.4.1	<p>- Has the municipality made adequate provision for debt impairment (considering the actual collection of revenue and property rates during the 12 months immediately preceding the tabling of the budget) on the A1 Schedule (Table A4 - Budgeted Financial Performance) of the Municipal Budget-and Reporting Regulations?</p> <p><i>Note - For example, if the municipality during the preceding 12 months only managed to collect 60 per cent of its revenue (from property rates), the provision for debt impairment aligning with the above is 40 per cent (total months 12) or 3.3 per cent of the 2023/24 MTREF submission. If the municipality managed to collect 80 per cent of its revenue, the provision for debt impairment would be 20 per cent (12 months) or 1.7 per cent of the 2023/24 MTREF submission. If the municipality managed to collect 100 per cent of its revenue, the provision for debt impairment would be 0 per cent (12 months) or 0 per cent of the 2023/24 MTREF submission.</i></p>	Yes	
6.4.1	<p>- Has the municipality made adequate provision for depreciation and asset impairment (considering its asset register and physical state of assets) on the A1 Schedule (Table A4 - Budgeted Financial Performance) of the Municipal Budget-and Reporting Regulations?</p> <p><i>Note - If the municipality merely used the depreciation and asset impairment to balance the budget and there is no adjustment between the provision for debt impairment and the depreciation and asset impairment, the provision for debt impairment is 0 per cent (12 months) or 0 per cent of the 2023/24 MTREF submission.</i></p>	Yes	
6.4.2	<p>- If the municipality's MTREF is not funded, has it tabled and adopted a credible Budget Funding Plan as part of the MTREF Budget (refer item 9.3 of MFMA Budget Circular no. 122, 09 December 2022)?</p> <p><i>Note: If the municipality is not funded, it must table and adopt a credible Budget Funding Plan as part of the MTREF Budget. The plan must be tabled and adopted by the council before the start of the financial year. The plan must be tabled and adopted by the council before the start of the financial year. The plan must be tabled and adopted by the council before the start of the financial year.</i></p>	There is an FRP	
6.4.2	<p>- If the municipality's MTREF is not funded and it has an FRP per the legislative framework, does the existing FRP incorporate a credible Budget Funding Plan (will the FRP give effect to a funded MTREF over the period of the FRP) - aligning with the principles of a budget funding plan as envisaged in item 9.3 of MFMA Budget Circular no. 122, 09 December 2022?</p> <p><i>Note - only if the municipality does not have an FRP may "N/A" be selected from the dropdown list.</i></p>	Yes	
6.4.2	<p>- Does the municipality's annual and monthly cashflow projections included on the A1 Schedule (Table A7 - Budgeted Cash Flows and Supporting Table SA 30 - Budgeted Monthly Cash Flows) of the Municipal Budget and Reporting Regulations aligns with and gives effect to the municipality's Budget Funding Plan strategy (or the FRP strategy) and related seasonal trends (for example higher winter Eskom tariffs, lower January collection rates, etc.)?</p> <p><i>Note: The municipality's annual and monthly cashflow projections must be aligned with the Budget Funding Plan strategy (or the FRP strategy) and related seasonal trends (for example higher winter Eskom tariffs, lower January collection rates, etc.).</i></p>	Yes	
6.5	<p>Cost reflective tariffs - (excluding metros) has the municipality included its completed tariff tool (refer MFMA Circular no. 98 and item 5.2 of MFMA Budget Circular no. 122) as part of the municipality's annual tabled and adopted MTREF submissions with effect from the tabling of the 2023/24 MTREF?</p>	Yes	
6.6	<p>Electricity and water as collection tools - has the municipality, with effect from the tabling of the 2023/24 MTREF, demonstrated, through its by-laws and budget related policies, that:</p>		
6.6.1	<p>- the municipality issues a consolidated monthly bill to all consumers/property owners in terms of which all partial payments received are allocated in the following order of priority: firstly, to property rates, thereafter to water, wastewater, refuse removal and lastly to electricity?</p>	Yes	
6.6.2	<p>- the municipality disconnects electricity services and/or block the purchasing of pre-paid electricity of any defaulting consumer/property owner unless the defaulter already registered as an indigent consumer with the municipality?</p>	Yes	
6.6.3	<p>- the municipality is restricting and/or interrupting the supply of water of any defaulting consumer/property owner unless the defaulter already registered as an indigent consumer with the municipality? <i>Note: In terms of this condition the municipality must undertake such restriction/ interruption of water together with the municipal engineer(s) to ensure a minimum supply of waste water.</i></p>	Yes	
6.6.4	<p>- If the defaulting consumer/property owner is registered as an indigent consumer with the municipality, is the monthly supply of electricity and water to that consumer/property owner physically restricted to the monthly national basic free electricity and water limits of 50 kilowatt electricity and 6 kilolitres water, respectively?</p> <p><i>Note - the municipality's monthly MFMA s.71 statement must include as part of the narratives the indigent information in the required MT format.</i></p>	Yes	
6.7	<p>- Supporting evidence: The National Treasury has set a minimum of 80 per cent average quarterly collection of property rates and service charges with effect from 01 April 2023 and 85 per cent average quarterly collection of property rates and service charges with effect from 01 April 2024 during any quarter - demonstrated in the MFMA s.71 monthly and quarterly statement(s) and mSCOA data strings uploaded via the GoMuni Upload Portal?</p>	No	

[Handwritten signature]

6.0.2	<p>Note: Although the norm and standard for collection Budget Factor No. 71 is 4.51 per cent, therefore, municipalities where the debt level is not met will be assigned for the first two years from following to first year.</p> <p>- If the response in 6.7.1 is "No" and the municipality is unable to achieve the minimum average quarterly collection as per paragraph 6.7.1, has the municipality demonstrated to the satisfaction of National Treasury the following:</p>		
6.7.1	<ul style="list-style-type: none"> the underperformance directly relates to Eskom supplied areas where the municipality does not have electricity as a collection tool and that the average quarterly collection of the municipality (excluding Eskom supplied areas) equals the required quarterly average collection set-out in paragraph 6.7.1; the municipality for technical engineering reasons is unable to physically restrict and/or limit the supply of water in the Eskom supplied areas? the municipality before 01 February 2024 attempted to enter into a service delivery agreement with Eskom for purposes of municipal revenue collection in the Eskom supplied areas(s) as envisaged in sections 76 to 78 of the Municipal Systems Act, 2000 and that such failed and the reason(s) for the failure? the municipality has progressively installed smart pre-paid meters in the municipality supplied areas to improve its collection and only then, on an individual case-by-case basis, considered writing off the debt of its customers, within its normal credit control process? 	<input type="text"/> No <input type="text"/> Yes	
6.7.2	<ul style="list-style-type: none"> Has the municipality adopted a policy to install any new electricity connection in the demarcated area with effect the 2023/24 MTRF with a smart pre-paid meter? 	<input type="text"/> Yes <input type="text"/> No	
6.7.3	<ul style="list-style-type: none"> Has the municipality's 2023/24, 2024/25 and 2025/26 tabled and adopted capital budgets and MFMA section 71 statements reflected the approach set-out in 6.7.3 and 6.7.4? 	<input type="text"/> Yes <input type="text"/> No	
6.8	<p>Municipality's Completeness of the revenue base -</p>		
6.8.1	<ul style="list-style-type: none"> Has the municipality demonstrated through the National Treasury property rates reconciliation tool that the municipality's billing system perfectly aligns to its Council approved General Valuation Roll (GVR) and/or any subsequent supplementary GVR compiled by the registered municipal valuer? If the response in 6.8.1 is "No", has the municipality demonstrated the steps taken to correct the variances identified? 	<input type="text"/> Yes <input type="text"/> No	
6.8.2	<p>Note - monthly progress against the action plan to address variances to be included as part of the municipality's debt and compliance monitoring in the MFMA s.71 statement</p> <ul style="list-style-type: none"> For the latest ending Quarter -Has the municipality submitted its completed billing system, GVR and/or interim GVR reconciliations required in terms of paragraph 6.8.1 to the National Treasury quarterly (refer MFMA Circulars no. 93, 98, 107 and 108) to the upload portal on https://municipal-treasury.gov.za? 	<input type="text"/> Yes <input type="text"/> No	
6.9	<p>Monitor and report on implementation -</p>		
6.9.1	<ul style="list-style-type: none"> MFMA section 71 reporting - has the municipal council and senior management team instituted processes to monitor and enforce accountability for the implementation of the municipality's limited budget and Budget Funding Plan where relevant? If progress is slow in terms of paragraph 6.9.1, is the active intervention evident from the narratives supporting the municipality's monthly MFMA section 71 reporting and recorded on the financial system as per the eSCOA data string? 	<input type="text"/> Yes <input type="text"/> No	
6.9.2	<p>Note - condition 6.9.2 has a typing error and must refer to 6.9.1.</p> <ul style="list-style-type: none"> Municipalities with financial recovery plans (FRP) - If the municipality has a FRP as envisaged in the prevailing local government legislative framework, is the municipality reporting monthly its progress in implementing its FRP to the Provincial Executive? 	<input type="text"/> Yes <input type="text"/> No	
6.9.3	<ul style="list-style-type: none"> If the municipality has an FRP, with effect from 01 April 2023, parallel to submitting its monthly FRP progress report to the Provincial Executive, has the municipality also submitted the FRP progress report to the National Treasury: Municipal Financial Recovery Service (MFRS) likewise via the GoMuni Upload Portal? 	<input type="text"/> Yes <input type="text"/> No	
6.10	<p>Note: - municipalities with a FRP may only report from the Provincial Executive, subject to the report being submitted to the Provincial Treasury and MFRS.</p> <p>Provincial Treasury's Note: Provincial Treasury's certification of municipal compliance - in terms of section 71 and 72 of the MFMA, with effect from 01 April 2023, a delegated municipality may not benefit from Municipal Debt Relief while</p>		
6.10.1	<ul style="list-style-type: none"> has the relevant Provincial Treasury (delegated) / National Treasury (non-delegated) monthly monitored the municipality's compliance in terms of these conditions? 	<input type="text"/> Yes <input type="text"/> No	

AL

2023/24 Financial Year

[illegible]

Municipal Debt Relief

MFMA Circular No. 124

Municipal Finance Management Act No. 56 of 2003

Province			
WC			
Code		District	Code Description
WC053		Central Karoo	Beaufort West

[illegible]

12.3 The May 2025 Provincial Treasury Debt Relief Compliance Assessment



Reference No.: PTR 16/1/30
Enquiries: Steven Kenyon

Private Bag X9165
CAPE TOWN
8000

Ms O Gaarekwe
Deputy Director-General
Intergovernmental Relations
National Treasury
40 Church Square
PRETORIA
0001

AND

Mr A Makendlana
Acting Municipal Manager
Beaufort West Municipality
Private Bag X582
BEAUFORT WEST
6970

Per email: Ogalaletseng.Gaarekwe@Treasury.gov.za; RevenueManagement@treasury.gov.za;
Jan.Hattingh@treasury.gov.za; marli@mfip.gov.za; paul@mfip.gov.za;
amos@beaufortwestmun.co.za; valenciag@beaufortwestmun.co.za

Dear Ms Gaarekwe and Acting Municipal Manager

MFMA CIRCULAR NO. 124 - PROVINCIAL TREASURY CERTIFICATION OF MUNICIPAL COMPLIANCE OF WC053 BEAUFORT WEST MUNICIPALITY DURING MAY 2025


The National Treasury approved the debt relief application of Beaufort West Municipality with effect 1 July 2023. May 2025 constitutes the 11th month of the Municipality's second 12-month debt relief compliance cycle. The Western Cape Provincial Treasury monitored and assessed the Municipality's compliance with all the debt relief conditions during May 2025. This letter provides an overview of the Provincial Treasury's assessment of the Municipality's compliance with the programme's conditions.

1. Condition 6.1 - Municipality non-compliance

In terms of the National Treasury (NT) approval, the Municipality must comply with conditions 6.1 - 6.14 of MFMA Circular No. 124 read together with the additional conditions specific to the Municipality set-out in its National Treasury debt relief approval letter. From the Provincial Treasury's assessment, the Municipality achieved 100 per cent average compliance with the MFMA Circular No. 124 conditions

during May 2025. Refer to the performance sheet in the table below that shows the Municipality's overall relief compliance performance across the debt relief cycle. Considering the Municipality's consistent and timely payment of Eskom accounts as well as the overall debt relief performance since 1 July 2023, the Provincial Treasury is of the view that the Municipality is on track with debt relief compliance, **however, conditions 7 and 14 still needs to be met.**

WC053 Beaufort West Municipality overall relief performance from July 2024 up to and including May 2025:



National Treasury
Municipal Debt Relief
MFMA Circular No. 124
Municipal Finance Management Act No. 56 of 2003

Province

WC

Code	District	Code Description
WC053	Central Karoo	Beaufort West

Monthly Performance Report

Municipal Details			Part A Eskom And Bulk water current account					Part B Compliance with a funded MTREF					Part C FRP/BFP & Tariff Assessment				Part D Electricity and water as collection tools				Part E Quarterly collection of property rates and services charges				Part F Maximization of Revenue Base				Part G Oversight								Part H Compliance Status									
Month	Code Descr	Code	C1	C2	C3	C4	C5	C6	C7	C8	C9	C10	C11	C12	C13	C14	C15	C16	C17	C18	C19	C20	C21	C22	C23	C24	C25	C26	C27	C28	C29	C30	C31	C32	C33	C34	C35	C36	C37	C38	C39	C40	C41	Score		
1.July	Beaufort West	WC053	Yes	Yes	No	Yes	Yes	No	No	Yes	Yes	Yes	Yes	Yes	Yes	Yes	Yes	Yes	No	Yes	Yes	Yes	Yes	Yes	Yes	No	No	No	Yes	Yes	Yes	Yes	Yes	Yes	Yes	Yes	Yes	Yes	Yes	Yes	Yes	Yes	Yes	83%	Non Compliance	
2.August	Beaufort West	WC053	Yes	Yes	Yes	Yes	Yes	No	No	Yes	Yes	Yes	Yes	Yes	Yes	Yes	Yes	Yes	No	Yes	Yes	Yes	Yes	Yes	Yes	Yes	Yes	Yes	Yes	Yes	Yes	Yes	Yes	Yes	Yes	Yes	Yes	Yes	Yes	Yes	Yes	Yes	Yes	Yes	95%	Non Compliance
3.September	Beaufort West	WC053	Yes	Yes	No	Yes	Yes	Yes	No	Yes	Yes	Yes	Yes	Yes	Yes	Yes	Yes	Yes	No	Yes	Yes	Yes	Yes	Yes	Yes	Yes	Yes	Yes	Yes	Yes	Yes	Yes	Yes	Yes	Yes	Yes	Yes	Yes	Yes	Yes	Yes	Yes	Yes	Yes	95%	Non Compliance
4.October	Beaufort West	WC053	Yes	Yes	No	Yes	Yes	Yes	No	Yes	Yes	Yes	Yes	Yes	Yes	Yes	Yes	Yes	No	Yes	Yes	Yes	Yes	Yes	Yes	Yes	Yes	Yes	Yes	Yes	Yes	Yes	Yes	Yes	Yes	Yes	Yes	Yes	Yes	Yes	Yes	Yes	Yes	Yes	95%	Non Compliance
5.November	Beaufort West	WC053	Yes	Yes	No	Yes	Yes	Yes	No	Yes	Yes	Yes	Yes	Yes	Yes	Yes	Yes	Yes	No	Yes	Yes	Yes	Yes	Yes	Yes	Yes	Yes	Yes	Yes	Yes	Yes	Yes	Yes	Yes	Yes	Yes	Yes	Yes	Yes	Yes	Yes	Yes	Yes	Yes	95%	Non Compliance
6.December	Beaufort West	WC053	Yes	Yes	Yes	Yes	Yes	Yes	No	Yes	Yes	Yes	Yes	Yes	Yes	Yes	Yes	Yes	No	Yes	Yes	Yes	Yes	Yes	Yes	Yes	Yes	Yes	Yes	Yes	Yes	Yes	Yes	Yes	Yes	Yes	Yes	Yes	Yes	Yes	Yes	Yes	Yes	Yes	93%	Non Compliance
7.January	Beaufort West	WC053	Yes	Yes	Yes	Yes	Yes	Yes	No	Yes	Yes	Yes	Yes	Yes	Yes	Yes	Yes	Yes	No	Yes	Yes	Yes	Yes	Yes	Yes	Yes	Yes	Yes	Yes	Yes	Yes	Yes	Yes	Yes	Yes	Yes	Yes	Yes	Yes	Yes	Yes	Yes	Yes	Yes	98%	Non Compliance
8.February	Beaufort West	WC053	Yes	Yes	No	Yes	Yes	No	No	Yes	Yes	Yes	Yes	Yes	Yes	Yes	Yes	Yes	No	Yes	Yes	Yes	Yes	Yes	Yes	Yes	Yes	Yes	Yes	Yes	Yes	Yes	Yes	Yes	Yes	Yes	Yes	Yes	Yes	Yes	Yes	Yes	Yes	Yes	88%	Non Compliance
9.March	Beaufort West	WC053	Yes	Yes	Yes	Yes	Yes	Yes	No	Yes	Yes	Yes	Yes	Yes	Yes	Yes	Yes	No	Yes	Yes	Yes	Yes	Yes	Yes	Yes	Yes	Yes	Yes	Yes	Yes	Yes	Yes	Yes	Yes	Yes	Yes	Yes	Yes	Yes	Yes	Yes	Yes	Yes	Yes	93%	Non Compliance
10.April	Beaufort West	WC053	Yes	Yes	Yes	Yes	Yes	Yes	No	Yes	Yes	Yes	Yes	Yes	Yes	Yes	Yes	No	Yes	Yes	Yes	Yes	Yes	Yes	Yes	Yes	Yes	Yes	Yes	Yes	Yes	Yes	Yes	Yes	Yes	Yes	Yes	Yes	Yes	Yes	Yes	Yes	Yes	Yes	100%	Complied
11.May	Beaufort West	WC053	Yes	Yes	Yes	Yes	Yes	Yes	No	Yes	Yes	Yes	Yes	Yes	Yes	Yes	Yes	No	Yes	Yes	Yes	Yes	Yes	Yes	Yes	Yes	Yes	Yes	Yes	Yes	Yes	Yes	Yes	Yes	Yes	Yes	Yes	Yes	Yes	Yes	Yes	Yes	Yes	Yes	100%	Complied

As we review the eleventh month of the second cycle of the Municipal Debt Relief programme, it is crucial for Beaufort West Municipality to build on the progress made during the initial 12-month period. The National Treasury has emphasized that Eskom will only consider writing off arrear debt if the Municipality demonstrates consistent compliance with all conditions for a consecutive 12-month period. Therefore, the Municipality is encouraged to maintain and improve its compliance across all performance areas to ensure continued eligibility for debt relief.

2. Condition 6.2 - Application-based supported by Council's resolution

The Municipality's application was endorsed by the Council and approved by National Treasury, subject to addressing specified gaps. All of these have subsequently been addressed.

3. Condition 6.3 - Maintaining the Eskom bulk current account.

The Municipality has made all bulk account payments timeously; and payments made reconcile to data strings for both water and electricity. The Provincial Treasury has been closely engaging and monitoring the Municipality in this regard to facilitate full compliance.

4. Condition 6.4 - A funded MTREF

The Provincial Treasury assessed the compliance of the Municipality's tabled 2025/26 MTREF to be **unfunded**. The adopted budget for 2025/26 is still being assessed. The Municipality has a Financial Recovery Plan in place and therefore does not need to adopt a separate Budget Funding Plan.

5. Condition 6.5 - Cost reflective tariffs

The Municipality did not submit its completed NT Tariff Tool for 2025/26 MTREF.

6. Condition 6.6 - Electricity and water as collection tools

The Municipality met the requirements for this condition except for the restriction and or interruption of water supply to defaulting consumers or property owner. The Municipality indicated that the majority of their meters are still conventional credit meters, capacity and financial constraints at the Municipality contribute to the low execution of this condition. PT will continue to engage them to ensure that they align to the requirements of MFMA Circular No. 124. The Municipality received an invitation to apply for the Smart Meter Grant from National Treasury.

7. Conditions 6.7 - Maintain a minimum average quarterly collection of property rates and services charges

It is not end of quarter yet, however, the Municipality has achieved a collection rate of 88 per cent at end of May 2025. The Provincial Treasury has constantly engaged the Municipality on the need to improve collections in this quarter to compensate for the poor performance in quarter two.

8. Condition 6.8 - Completeness of the Revenue Base

The Municipality submitted the property rates reconciliation tool.

9. Condition 6.9 - Monitor and Report on compliance

The Western Cape Provincial Treasury's assessment included confirming that the MFMA S71 narrative statement and mSCOA data strings for May 2025 was uploaded to the GoMuni portal and that the Statement fully aligns to the MFMA S71 Statement published on the Municipality's website. The MFMA S71 Statement was also assessed against the Municipal Budget- and Reporting Regulations, 2009 (MBRR) and the National Treasury MFMA S71 reporting guidance issued to debt relief municipalities on 10 May 2024 read in conjunction with paragraphs 9(i) to 9(ix) of the NT debt relief approval letter.

The assessment confirmed that the MFMA S71 narrative statement included the following information:

MFMA S71 Statement component		Compliance (Yes/No)
1.	The Budget Performance Overview (paragraph 4) of the MFMA S71 statement explicitly advised on the Municipality's progress in implementing the Municipality's budget and (where relevant also the budget funding plan) – where implementation is slow, the statement advised explicitly on progress, challenges and corrective actions.	Yes
2.	The conclusion (paragraph 14) of the MFMA S71 statement explicitly advised as part of the MFMA Circular No. 124: Condition 6.9 reporting - i. Any risk associated; and ii. The mitigating factors. with the implementation of the Municipality's Budget Funding Plan and/or Funded Budget.	Yes
3.	Annexure B of the MFMA S71 statement included the following debt relief reporting components	
3.1.1	The Municipality's MFMA Circular No. 124 self-assessment.	Yes
3.1.2	The self-assessment (refer 3.1.1 above) was included in the format of MFMA Budget Circular No. 128 (Annexure B) .	Yes
3.2	The Municipality's overall relief compliance across the months of its debt relief participation since its National Treasury debt relief approval effective date	Yes
3.3	The latest Provincial Treasury debt relief compliance certificate and report issued to the Municipality.	Yes

MFMA S71 Statement component		Compliance (Yes/No)
3.4.1	The Municipality's revenue collection performance: i. the overall performance graph; ii. Summary worksheet; and iii. Collection per ward indicating who supplies electricity in the ward	Yes
3.4.2	The revenue collection performance information (refer 3.4.2) was included in the format of MFMA Budget Circular No. 128 (Annexure D) .	Yes
3.5.1	The indigent management information	Yes
3.5.2	The indigent management information was included in the format of MFMA Budget Circular No. 128 (Annexure C) .	Yes
3.6.1	The summary of the Municipality's property rates reconciliation undertaken in the National Treasury format.	Yes
3.6.2	The Municipality's progress during the month against its planned corrective action to address any variances evident from the property rates reconciliation.	Yes
3.7.1	Any Eskom and Water (if the Municipality has the Water function) Bulk current account invoice(s) due and payable during the month of reporting	Yes
3.7.2	The Municipality's proof of payment of any such Eskom and/or Water Bulk current account invoice(s) during the month of reporting.	Yes
3.7.3	The Municipality's reconciliation statement for electricity and water (if it has the function) aligning to the MFMA S71 mSCOA data strings upload.	Yes
3.8	Recommendations noting explicitly the aforementioned debt relief reporting to the Mayor and/or Mayoral Committee meeting	Yes

The Municipality has integrated its monthly debt compliance reporting into its MFMA S71 narratives as required and demonstrated its commitment to continuous improvement and adherence to the set of conditions. The Municipality's MFMA Circular No. 124 self-assessment indicated several non-compliance issues. The remedial actions undertaken to achieve compliance, and the timeframes thereof outlined in the MFMA S71 report are noted and monitored by the Provincial Treasury.

10. Condition 6.10 - Provincial Treasury certification of municipal compliance

The Provincial Treasury closely monitors compliance with the conditions of the Municipal Debt Relief Programme, and this letter is submitted in fulfillment of the PT's role in certifying compliance of the Municipality.

11. Condition 6.11 - Limitation on Municipal borrowing powers

The limitation on Municipality borrowing powers and the prohibition of borrowing during debt relief periods form a dual regulatory framework aimed at ensuring fiscal responsibility. Compliance necessitates meticulous scrutiny of borrowing activities to ascertain adherence to authorized limits and program guidelines. These measures, while promoting sustainable debt management, also stabilize the Municipality's financial standing, prevent over-leveraging, and mitigate immediate financial strain. Adhering to these regulations is paramount for maintaining creditworthiness, mitigating financial risks, and safeguarding the Municipality's long-term financial health. Thus, robust oversight and adherence to regulatory frameworks are imperative for prudent financial governance and sustained fiscal resilience. The Municipality has complied with this condition since its debt relief effective date of 1 July 2023, to date.

12. Condition 6.12 - Proper management of resources

It is noted that during February 2024, the National Treasury: Office of the Accountant General (OAG) issued the Supplementary Guide to MFMA Circular No. 124 on 21 February 2024. In terms of the guidance, the Municipality no longer has to maintain a separate bank account for debt relief purposes as envisaged in MFMA Circular No. 124 (Condition 6.12), however, irrespective of whether a Municipality decides to discontinue a separate bank account, ring-fencing for debt relief purposes must be enabled and demonstrated through the Municipality's monthly mSCOA data string submissions.

13. Condition 6.13 - Accounting Treatment


NT provided an outcome letter dated 6 December 2024 instructing Eskom to write off one third (1/3) of the municipal debt of Beaufort West to the value of R25 587 223.02. The debt write-off is to be effected in Eskom's financial system within 30 days of this letter. Eskom is to align its accounting records and the municipality's Eskom statement(s)/invoice(s) to reflect the debt write-off within two (2) calendar months from the date of this letter.

14. Condition 6.14 - NERSA Licence

By having applied for Municipal Debt Relief, the council of a Municipality that during the duration of the Municipal Debt Relief programme fails to comply with any condition of the Relief, agreed to make an application to NERSA to voluntarily revoke the Municipality's license in terms of section 17 of the Electricity Regulation Act, 2006 (Act No. 4 of 2006). It is noted that this condition will only come into effect if the Municipality's participation in the debt relief programme is terminated.

15. Provincial Treasury Compliance Certification

The Provincial Treasury certifies that it monitored and assessed WC053 Beaufort West Municipality's compliance against the MFMA Circular No. 124 conditions and NT debt relief approval letter as set-out below in the PT's compliance certificate for the Municipality in relation to the period 1 - 31 May 2025:

 National Treasury Municipal Debt Relief MFMA Circular No. 124 Municipal Finance Management Act No. 56 of 2003		Annexure A2 - Monthly	
Western Cape Provincial Treasury			
Certificate of Compliance: Municipal Debt Relief Conditions for Application			
Period	May/25	Notes/Comments	
National Financial Year	2024/25		
Demarcation Code of Municipality being assessed	WC053		
District	Central Karoo		
Demarcation Description	Beaufort West		
I, Jolinda Gantana, hereby certify that the provincial treasury monitored the compliance against the conditions of Municipal Debt Relief as set-out in MFMA Circular No. 124 and that the Provincial Treasury is satisfied and certifies that the said municipality fully complies with the conditions as set-out in the table below:			
Municipal Debt Relief Conditions (Monthly reporting)			
Condition 6.12 6.3+ Maintaining the Eskom and bulk water current account – (current account for the payment of the electricity and water bills for a single month's consumption):			
6.12.2	- Has the municipality paid its bulk water current account within 30 days of receiving the relevant invoice (this applies to all municipalities, including metros)? <i>Note - refer condition 6.12.2</i>	Yes	
6.12.2	- Has the municipality submitted the supporting evidence of the bulk water current account payment to the National Treasury, the Water Board and/ or Water Trading Entity within 1 day of making any such payment (in PDF format) via the GoMuni Upload Portal https://lgoportal.treasury.gov.za ?	Yes	
6.12.2	- Does the amount of the bulk water current account payment as per the proof of payment reconcile to the amount recorded on the financial system as per the mSCOA data string and the section 4.1(2) MFMA statement of the Water Board and/ or Water Trading Entity?	Yes	
6.3.1	- Has the municipality paid its Eskom bulk current account within 30 days of receiving the relevant invoice (this applies to all municipalities, including metros)? <i>Note - current account in terms of municipal debt relief approval means the total Eskom charges for the billing period plus VAT plus any component that may be due in terms of a payment arrangement of "New arrears" (March 2023 and/ or subsequent current account) up to the date of NT approval of the application.</i>	Yes	
6.3.2 6.3.3	- Has the municipality submitted the supporting evidence of the bulk Eskom current account payment to the National Treasury and Eskom within 1 day of making any such payment (in PDF format) via the GoMuni Upload Portal https://lgoportal.treasury.gov.za ?	Yes	
6.3.4	- Does the amount as per the proof of payment reconcile to the amount recorded on the financial system as per the mSCOA data string and the section 4.1(2) MFMA statement of Eskom?	Yes	However, it is noted that the deposits are more than the withdrawals, and the reason is that the Municipality received invoices that were not yet due and they captured those on the financial system. It should be noted that the amount billed for the month under review was paid in full and data strings reconciles to proof of payments submitted.

6.4 Compliance with a funded MTREF – (choose from drop down list the MTREF assessed)		2025/26 Adopted MTREF
6.4.1	- Is the municipality's MTREF funded and aligning to the National Treasury's Budget Funding Guidelines - http://mfma.treasury.gov.za/Guidelines/Pages/Funding.aspx ?	No
6.4.1	- Has the municipality budgeted for any operating surplus on the A1 Schedule (Table A4 – Budgeted Financial Performance) of the Municipal Budget- and Reporting Regulations?	Yes
6.4.1	- Has the municipality made adequate provision for debt impairment (considering the actual collection of revenue and property rates during the 12 months immediately preceding the tabling of the budget) on the A1 Schedule (Table A4 – Budgeted Financial Performance) of the Municipal Budget- and Reporting Regulations?	Yes
<p><i>Note - For example, if the municipality during the preceding 12 months only managed to collect 60 per cent of its revenue (also property rates), the provision for debt impairment aligning with the historic collection trend should align to 40 per cent of the 2023/24 MTREF revenue projections (also property rates). If the municipality merely used the debt impairment to 'balance' the budget and there is no real alignment between the provision for such with the actual collection of revenue, the Provincial Treasury must respond to this in terms of "No".</i></p>		
6.4.1	- Has the municipality made adequate provision for depreciation and asset impairment (considering its asset register and physical state of assets) on the A1 Schedule (Table A4 – Budgeted Financial Performance) of the Municipal Budget- and Reporting Regulations?	Yes
<p><i>Note - If the municipality merely used the depreciation and asset impairment to 'balance' the budget and there is no real alignment between the provision for such with the state of assets/asset register, the Provincial Treasury must respond to this in terms of "No".</i></p>		
6.4.2	- If the municipality's MTREF is not funded, has it tabled and adopted a credible Budget Funding Plan as part of the MTREF budget (refer item 9.3 of MFMA Budget Circular no. 122, 09 December 2022)?	There is an FRP
<p><i>Note - If the municipality has an FRP, a separate budget funding plan is not necessary. However, the PT / NT must assess whether the existing FRP incorporates / will give effect to a funded MTREF. If not, the FRP requires strengthening.</i></p>		
6.4.2	- If the municipality's MTREF is not funded and it has an FRP per the legislative framework, does the existing FRP incorporate a credible Budget Funding Plan (will the FRP give effect to a funded MTREF over the period of the FRP) - aligning with the principles of a budget funding plan as envisaged in item 9.3 of MFMA Budget Circular no. 122, 09 December 2022)?	Yes
<p><i>Note - only if the municipality does not have an FRP may "N/A" be selected from the dropdown list.</i></p>		
6.4.2	- Does the municipality's annual and monthly cashflow projections included on the A1 Schedule (Table A7 - Budgeted Cash Flows and Supporting Table SA 30 – Budgeted Monthly Cash Flows) of the Municipal Budget and Reporting Regulations align with and gives effect to the municipality's Budget Funding Plan strategy (or the FRP strategy) and related seasonal trends (for example higher winter Eskom tariffs, lower January collection rates, etc.?)	Yes
6.5	Cost reflective tariffs – (excluding metros) has the municipality included its completed tariff tool (refer MFMA Circular no. 98 and item 5.2 of MFMA Budget Circular no. 122) as part of the municipality's annual tabled and adopted MTREF submissions with effect the tabling of the 2023/24 MTREF?	No
Municipality did not submit Tariff tool for both the Draft and Adopted budgets.		

6.6	Supporting evidence: The National Treasury and/or provincial treasury's related budget assessment confirms the municipality's relevant MTREF's related budget policies and by-laws demonstrate compliance with paragraph 6.6.			
6.7	Maintain a minimum average quarterly collection of property rates and services charges -			
6.7.1	- Has the municipality achieved a minimum of 80 per cent average quarterly collection of property rates and service charges with effect from 01 April 2023 and 85 per cent average quarterly collection with effect from 01 April 2024 during any quarter - demonstrated in the MFMA s.71 monthly and quarterly statement(s) and mSCOA data strings uploaded via the GoMuni Upload Portal?	Not yet end of quarter		88% reported for the month of May 2025, and an average of 83% recorded for the 2 months of the last quarter.
6.7.2	Note - although the norm and standard for collection (MFMA Circular No. 71) is 85 per cent threshold, municipalities under the debt relief support will be exempted for the first two years from adhering to this norm. - If the response in 6.7.1 is "No" and the municipality is unable to achieve the minimum average quarterly collection as per paragraph 6.7.1, has the municipality demonstrated to the satisfaction of National Treasury the following :			
6.7.2.1	* the underperformance directly relates to Eskom supplied areas where the municipality does not have electricity as a collection tool and that the average quarterly collection of the municipality (excluding Eskom supplied areas) equals the required quarterly average collection set-out in paragraph 6.7.1;	not yet the end of a quarter		
6.7.2.2	* the municipality for technical engineering reasons is unable to physically restrict and/or limit the supply of water in the Eskom supplied areas?	not yet the end of a quarter		
6.7.2.3	* the municipality before 01 February 2024 attempted to enter into a service delivery agreement with Eskom for purposes of municipal revenue collection in the Eskom supplied areas) as envisaged in sections 76 to 78 of the Municipal Systems Act, 2000 and that such failed and the reason(s) for the failure?	not yet the end of a quarter		
6.7.3	- The municipality has progressively installed smart pre-paid meters in the municipality supplied areas to improve its collection and only then, on an individual case-by-case basis, considered writing off the debt of its customers, within its normal credit control process?	Yes		
6.7.4	- Has the municipality adopted a policy to install any new electricity connection in the demarcated area with effect the 2023/24 MTREF with a smart pre-paid meter?	Yes		
6.7.5	- Has the municipality's 2023/24, 2024/25 and 2025/26 tabled and adopted capital budgets and MFMA section 71 statements reflected the approach set-out in 6.7.3 and 6.7.4?	Yes		

6.8	Municipality's completeness of the revenue base –		
6.8.1	- Has the municipality demonstrated through the National Treasury property rates reconciliation tool that the municipality's billing system perfectly aligns to its Council approved General Valuation Roll (GVR) and/ or any subsequent supplementary GVR compiled by the registered municipal valuer? - If the response in 6.8.1 is "No", has the municipality demonstrated the steps taken to correct the variances identified? <i>Note - monthly progress against the action plan to address variances to be included as part of the municipality's debt relief compliance reporting in the MFMA s 71 statement</i>	Yes	
6.8.2	- For the latest ending Quarter -Has the municipality submitted its completed billing system, GVR and/or interim GVR reconciliations required in terms of paragraph 6.8.1 to the National Treasury quarterly (refer MFMA Circulars no. 93, 98, 107 and 108) to the upload portal on https://uploadportal.treasury.gov.za ?	Yes	
6.9	Monitor and report on implementation –		
6.9.1	- MFMA section 71 reporting – has the municipal council and senior management team instituted processes to monitor and enforce accountability for the implementation of the municipality's funded budget and Budget Funding Plan where relevant?	Yes	
6.9.2	- If progress is slow in terms of paragraph 6.9.1, is the active intervention evident from the narratives supporting the municipality's monthly MFMA section 71 reporting and recorded on the financial system as per the mCCA data string? <i>Note - condition 6.9.2 has a typing error and must refer to 6.9.1.</i>	Yes	
6.9.3	- Municipalities with financial recovery plans (FRP) – if the municipality has a FRP as envisaged in the prevailing local government legislative framework, is the municipality reporting monthly its progress in implementing its FRP to the Provincial Executive?	Yes	
6.9.4	- If the municipality has an FRP, with effect from 01 April 2023, parallel to submitting its monthly FRP progress report to the Provincial Executive, has the municipality also submitted the FRP progress report to the National Treasury, Municipal Financial Recovery Service (MFRS) timeously via the GoMuni Upload Portal https://uploadportal.treasury.gov.za ?	Yes	May report uploaded but await approval from NT
6.10	<i>Note - if a municipality (its a FRP may only benefit from the Municipal Debt Support programme if the FRP progress report was submitted to both the Provincial Executive and MFRS.</i> Provincial Treasury Note - Provincial Treasury certification of municipal compliance – in terms of section 5 and 74 of the MFMA, with effect from 01 April 2023, a delegated municipality may not benefit from Municipal Debt Relief, unless:		
6.10.1	- has the relevant Provincial Treasury (delegated) / National Treasury (non-delegated) monthly monitored the municipality's compliance in terms of these conditions?	Yes	
6.10.2	- has the Head of the relevant Provincial Treasury (delegated) monthly certified the municipality's compliance to these conditions, to the National Treasury's satisfaction as envisaged in the conditions for provincial treasuries (refer paragraph 4.1.1 to 4.1.5 of MFMA Circular no. 124) and timeously uploaded the compliance certificate via the GoMuni Upload Portal https://uploadportal.treasury.gov.za ? <i>Note - in the case of a non-delegated municipality the National Treasury to issue the compliance certificate.</i>	Yes	
6.10.3	- has the Provincial Treasury failed to rectify any provincial treasury non-compliance with any of the conditions for provincial treasuries (refer paragraph 4.1.1 to 4.1.5 of MFMA Circular no. 124) within one month of the non-compliance occurring?	No	
	<i>Note - if the PT failed to address its failure such non-compliance will be considered as non-compliance by the municipality in terms of paragraph 6.1.1.</i>		

36	6.11	Limitation on municipality borrowing powers - has the municipality borrowed since its initial or any subsequent benefit in terms of this municipal debt support programme?	No	
		<i>Note: - there is a prohibition on municipal borrowing for three consecutive financial years from the date of the municipality's initial or any subsequent benefit in terms of this municipal debt support programme. (MFA Circular No. 124, condition 6.11 (limitation on municipality borrowing powers) will only be effective in relation to new long term loans entered into after the effective date of debt relief approval) as envisaged in MFMA section 46. Short term borrowing, including trading, use of an overdraft for in-year trading purposes are not considered within the ambit of this condition.</i>		
	6.12	For the duration of the Municipal Debt Relief (to ensure proper management of resources):		
37	6.12.1	- has the municipality apportioned and ring-fenced in a sub-account to its primary bank account – (a) all electricity, water and sanitation revenue the municipality collects in any month; and (b) the component of the local Government Equitable Share (LGES) the municipality earmarked to provide free basic electricity, water and sanitation?	Yes	
38	6.12.2	- has the municipality during the month first applied the revenue in the sub-account (required per paragraph 6.12.1) to pay its current Eskom account and then secondly its bulk water current account before it applied the revenue in the sub-account for any other purpose?	Yes	
		<i>Note: Only if relevant in the specific circumstances, will a request be made to the Minister of Finance upon the municipality's request to exempt the municipality from MFMA s 8(3).</i>		
39		Supporting evidence : Has the municipality submitted a copy of the monthly bank statement of its ring-fenced bank account to the National Treasury and provincial treasury aligning to its MFMA s 7.1 statement collected revenue.	Yes	
40	6.13	Accounting Treatment : Has the municipality fully accounted for and correctly reported on the write-off of its Eskom arrears debt (debt existing as on 31 March 2023) as per any written instruction of the National Treasury, Office of the Accountant General issued for Municipal Debt Relief to date? <i>Note: - to include accounting for any related benefit (e.g. interest suppression, etc.) and alignment with mSCOA.</i>	Yes	
41	6.14	'NERSA License - has the municipality during the month failed to comply with any condition of the Municipal Debt Relief?	No	
		<i>Note: By making for Municipal Debt Relief as per condition 3 of MFMA Circular no. 124, the council of municipality, that during the duration of the Municipal Debt Relief programme, fails to comply with any condition of the Relief, agrees to apply to NERSA to enable the municipality's license in terms of section 17 of the Electricity Regulation Act, 2006 (Act no. 4 of 2006). Any such application must be preceded by the relevant processes for appointing an external mechanism as envisaged in Chapter 8 of the Municipal Systems Act, 2000. Including the necessary service delivery agreement signing with the Municipal Systems Act, 2000 and Electricity Regulation Act, 2006. In terms of the conditions of government's wider support to Eskom, Eskom will once again have to enforce its credit control and debt collection policies also in relation to the municipality's license that are the subject of municipal debt relief, etc.</i>		

The Western Cape Provincial Treasury's assessment and compliance certificate confirms that Beaufort West Municipality during May 2025 did not fully comply with all the MFMA Circular No. 124 conditions as elaborated on above. The Municipality must still address these non-compliance matters even though overall compliance average amounts to **100 per cent**. The Municipality is urged to strengthen its implementation of the relief conditions to fully benefit from the relief.

The Provincial Treasury continues to appreciate the opportunity that the Municipal Debt Relief Programme provided to municipalities and is committed to supporting our municipalities to ensure that they comply with the conditions of the programme in order to derive the full benefit.

Yours sincerely



MR V SENNA

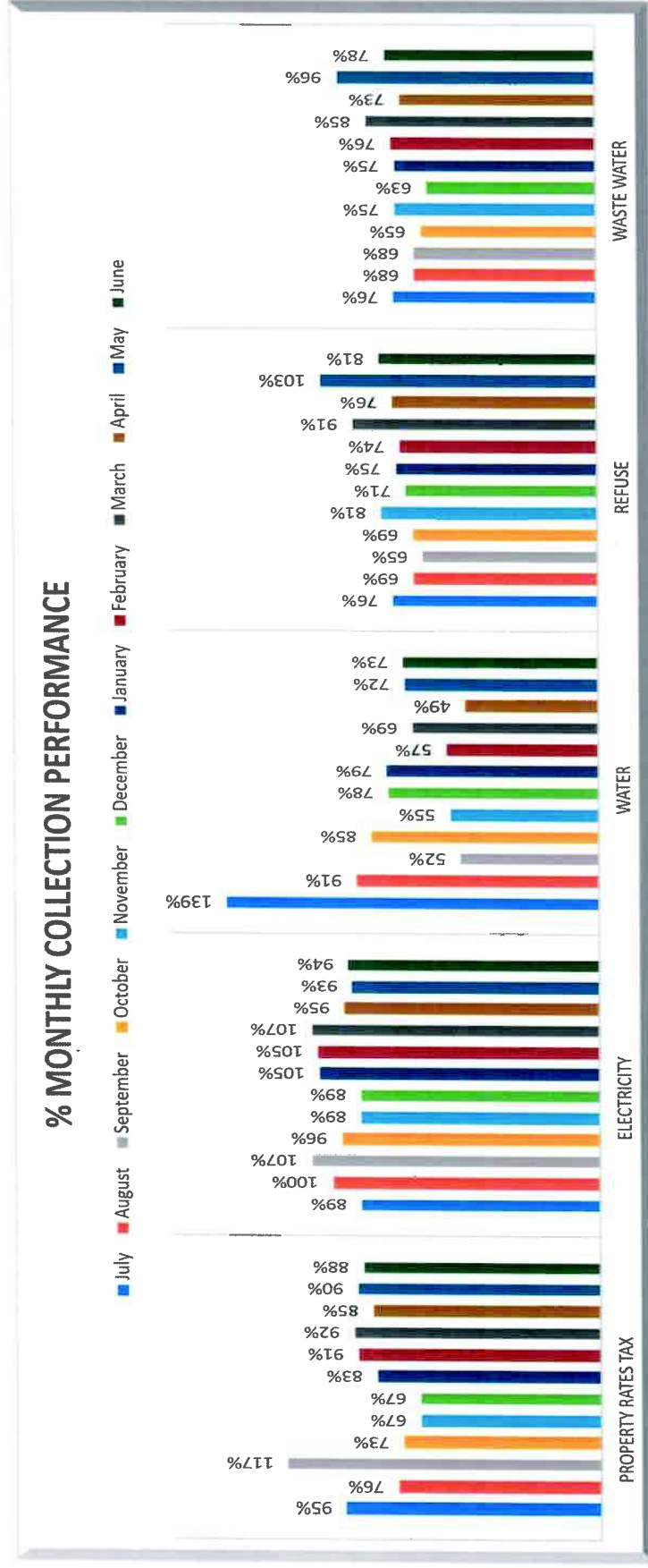
DEPUTY DIRECTOR GENERAL: FISCAL AND ECONOMIC SERVICES

Cc: The Acting Executive Mayor: Ms Dalene Slabbert – delenes@beaufortwestmun.co.za
Acting Municipal CFO: - Mr Bradley Jacobs - bradleyj@beaufortwestmun.co.za
Rehaz Abramia: Senior Manager Revenue Management - AbramiR@eskom.co.za
Atika Brey: Senior Manager Finance Cape Coastal Cluster - BreyA@eskom.co.za
Unathi Yaso: Middle Manager Finance Cape Coastal Cluster - YasoUN@eskom.co.za
Head Official: Provincial Treasury, Ms Julinda Gantana – Julinda.Gantana@westerncape.gov.za
MFMA Coordinator: Steven Kenyon - Steven.Kenyon@westerncape.gov.za
Director-General: Department of Cooperative Governance: Mr Mbulelo Tshangana - Zandilez@coqta.gov.za
CEO: SALGA: Sithole Mbanga - hmazibuko@salga.org.za

12.4 MFMA Circular 124 – Condition 6.6 (Electricity and Water as Collection Tools) and Condition 6.7 (Maintain a minimum average quarterly collection of property rates and service charges)

12.4.1 Monthly / Quarterly collection per ward

i) the table below provide an overall performance graph on the collection rates for property rates and service charges for June 2025.



ii) Summary worksheet

The table below indicate that the collection rate for May in June for the whole demarcation was 84% and the collection rate excluding Eskom supplied areas amounted to 87%.

National Treasury			
Municipal Debt Relief			
MFMA Circular No. 124			
Municipal Finance Management Act No. 56 of 2003			
Municipal Details			
Western Cape			
Code	District	Municipality	Period Reported
W0353		Beaufort West	June
			7

Collection Rate Assessment															
Aggregate Collection	Summary - Quarter 1				Q1	Summary - Quarter 2				Q2	Summary - Quarter 3				Q3
	Billing	Collection	R - Billing not collected	% Collection		Billing	Collection	R - Billing not collected	% Collection		Billing	Collection	R - Billing not collected	% Collection	
1. Collection for whole demarcation	59,846,121	52,831,680	7,014,441	88%	88%	55,844,300	51,633,912	14,175,388	78%	78%	68,065,907	50,601,887	17,465,020	80%	80%
2. Collection excl Eskom supplied areas	40,857,041	44,145,158	4,511,883	91%	91%	48,498,647	38,511,682	9,987,965	79%	79%	54,480,885	48,759,024	5,721,871	89%	89%
3. Collection Property Rates	9,757,114	9,283,011	514,103	95%	95%	13,628,472	9,446,378	4,182,094	69%	69%	13,945,944	12,444,968	1,500,976	89%	89%
4. Total average collection: Electricity (Municipal supplied areas)	33,339,253	32,571,658	667,595	98%	98%	32,301,432	30,007,942	2,293,490	93%	93%	32,597,254	34,356,103	(1,804,850)	108%	108%
5. Total average collection: Water	5,745,559	4,783,545	1,072,014	83%	83%	7,582,498	5,652,466	1,930,032	72%	72%	9,076,122	6,653,966	3,272,156	69%	69%
6. Total average collection: Wastewater	5,389,928	3,758,071	1,640,457	70%	70%	5,714,805	4,244,025	1,500,780	74%	74%	5,644,279	4,502,209	1,142,069	80%	80%
7. Total average collection: Refuse	2,851,321	1,989,748	861,573	70%	70%	3,215,678	2,181,814	1,033,864	68%	68%	3,045,946	2,402,557	643,389	79%	79%
8. Total average collection: Interest	2,719,907	383,227	2,336,680	14%	14%	2,740,445	385,167	2,404,278	12%	12%	2,955,405	412,884	2,542,521	11%	11%

Summary - Quarter 4				
Billing	Collection	R - Billing not collected	% Collection	Q4
71,055,351	59,480,487	11,564,864	84%	84%
55,719,237	48,244,312	7,474,925	87%	87%
13,752,022	12,044,301	1,707,721	88%	88%
34,819,777	32,884,004	2,125,773	94%	94%
11,352,758	7,183,316	4,169,442	63%	63%
5,388,751	4,500,421	748,330	84%	84%
2,977,329	2,405,001	572,328	81%	81%
2,782,714	482,844	2,299,870	17%	17%

iii) Collection per ward indicating who supplies electricity in the ward

Municipal Debt Relief - Monthly Revenue Collection Reporting (condition 6.7)

Province **Western Cape** **WC053** **June**

Average collection rate (MFMA Circular 124 condition 6.7)

NB - Collection rate principle applied (Cash collection)

Collection Rate Assessment									
10 April - Reporting for Month in April									
11 May - Reporting for May in May									
12 June - Reporting for June in June									
Summary - Quarter 4									
Billings	Collection	% Collection	Billings	Collection	% Collection	Billings	Collection	% Collection	% Collection
7,605,831	39,460,483	51.9%	18,411,441	7,181,481	39.0%	18,411,441	7,181,481	39.0%	44%
5,972,627	48,114,512	80.4%	4,009,488	4,316,025	107.6%	4,009,488	4,316,025	107.6%	84%
13,762,033	13,048,201	94.9%	1,186,051	1,139,975	96.0%	1,186,051	1,139,975	96.0%	84%
34,839,777	32,084,204	92.1%	3,100,322	3,211,829	103.6%	3,100,322	3,211,829	103.6%	74%
1,137,528	7,182,216	632.7%	1,055,048	1,421,192	134.7%	1,055,048	1,421,192	134.7%	81%
3,587,751	4,530,421	126.3%	1,004,284	749,533	74.6%	1,004,284	749,533	74.6%	74%
2,072,232	2,422,000	116.9%	1,004,284	749,533	74.6%	1,004,284	749,533	74.6%	74%
2,472,214	4,222,000	170.8%	1,004,284	749,533	74.6%	1,004,284	749,533	74.6%	74%
7,605,831	39,460,483	51.9%	18,411,441	7,181,481	39.0%	18,411,441	7,181,481	39.0%	44%
5,972,627	48,114,512	80.4%	4,009,488	4,316,025	107.6%	4,009,488	4,316,025	107.6%	84%
13,762,033	13,048,201	94.9%	1,186,051	1,139,975	96.0%	1,186,051	1,139,975	96.0%	84%
34,839,777	32,084,204	92.1%	3,100,322	3,211,829	103.6%	3,100,322	3,211,829	103.6%	74%
1,137,528	7,182,216	632.7%	1,055,048	1,421,192	134.7%	1,055,048	1,421,192	134.7%	81%
3,587,751	4,530,421	126.3%	1,004,284	749,533	74.6%	1,004,284	749,533	74.6%	74%
2,072,232	2,422,000	116.9%	1,004,284	749,533	74.6%	1,004,284	749,533	74.6%	74%
2,472,214	4,222,000	170.8%	1,004,284	749,533	74.6%	1,004,284	749,533	74.6%	74%

Complete This Section

10 April - Reporting for Month in April									
11 May - Reporting for May in May									
12 June - Reporting for June in June									
Summary - Quarter 4									
Billings	Collection	% Collection	Billings	Collection	% Collection	Billings	Collection	% Collection	% Collection
7,605,831	39,460,483	51.9%	18,411,441	7,181,481	39.0%	18,411,441	7,181,481	39.0%	44%
5,972,627	48,114,512	80.4%	4,009,488	4,316,025	107.6%	4,009,488	4,316,025	107.6%	84%
13,762,033	13,048,201	94.9%	1,186,051	1,139,975	96.0%	1,186,051	1,139,975	96.0%	84%
34,839,777	32,084,204	92.1%	3,100,322	3,211,829	103.6%	3,100,322	3,211,829	103.6%	74%
1,137,528	7,182,216	632.7%	1,055,048	1,421,192	134.7%	1,055,048	1,421,192	134.7%	81%
3,587,751	4,530,421	126.3%	1,004,284	749,533	74.6%	1,004,284	749,533	74.6%	74%
2,072,232	2,422,000	116.9%	1,004,284	749,533	74.6%	1,004,284	749,533	74.6%	74%
2,472,214	4,222,000	170.8%	1,004,284	749,533	74.6%	1,004,284	749,533	74.6%	74%

**National Treasury
Municipal Debt Relief
MFMA Circular No. 124
Municipal Finance Management Act No. 56 of 2003**


Municipal Debt Relief - Monthly Reporting - Indigent Households Information (MFMA Circular 124 (Condition 6.6))

[illegible]

12.5 MFMA Circular 124 – Condition 6.8 (Completeness of the revenue base)

The Beaufort West Municipality implemented a new valuation roll on the 1st of July 2024. The municipality at this point is still busy with a reconciliation between financial system and the new General Valuation Roll (GVR) to ensure that there is alignment between the two.

See below the property rates reconciliation as well as the remedial action or steps to be taken to address the variances identified between the financial system and the new General Valuation Roll (GVR).

 Valuation Roll Reconciliation Action Plan June 2025 Reporting Date 14 July 2025						
STATUS UPDATE & REMEDIAL ACTION TO BE TAKEN						
<ul style="list-style-type: none"> - Category discrepancies were reduced significantly and are being addressed. - The municipality over-bill by R3184 (immaterial) but it is caused by category differences 						
All errors have been identified and were reported to be fixed.						
Property Categories	# of Properties			Market Values		
Property Categories	GV	MFS	Variance	GV Market Values	MFS Market Values	Variance
Residential	1463	1461	7	2 850 190 000.00	2 845 550 000.00	4 640 000.00
Industrial	46	46	0	67 553 000.00	67 553 000.00	-
Business and Commercial	370	384	-14	474 460 000.00	480 950 000.00	-6 490 000.00
Agricultural	192	192	0	3 430 372 900.00	3 430 372 900.00	-
Mining	1	1	0	220 000.00	220 000.00	-
State Owned for Public Purpose	81	79	2	253 856 000.00	258 712 000.00	-4 856 000.00
PSI	198	197	1	4 549 100.00	349 100.00	4 200 000.00
PBO	13	13	0	16 853 000.00	16 853 000.00	-
Multi Use	0	0	0	-	-	-
Vacant	887	885	-18	36 369 700.00	37 211 700.00	-842 000.00
POW	89	89	0	73 475 000.00	73 475 000.00	-
Municipal	751	759	-22	187 627 900.00	184 279 900.00	3 348 000.00
Other	197	197	0	179 065 900.00	179 065 900.00	-
	15073	15073	0	7 574 592 500.00	7 574 592 500.00	-
Detailed Reconciliation						
Property Categories	Monthly Billing			Quarterly		
Property Categories	GV	MFS	Variance	GV	MFS	Variance
Residential	2 244 922	2 216 441	28 481	6 734 767.31	6 649 323.10	85 444.21
Industrial	180 438	180 438	-	4813 15.13	4813 15.13	-
Business and Commercial	1 126 843	1 142 256	-15 414	3 380 527.50	3 426 768.75	-46 241.25
Agricultural	356 473	356 473	0	1069 418.75	1069 418.84	-0.08
Mining	523	523	-	1587.50	1587.50	-
State Owned for Public Purpose	601673	614 441	-12 768	1805 019.00	1843 323.00	-38 304.00
PSI	-	-	-	-	-	-
PBO	5 003	5 004	-1	15 009.70	15 011.81	-2.11
Multi Use	-	-	-	-	-	-
Vacant	51271	53 027	-1756	153 813.22	159 080.02	-5 266.80
POW	-	1728	-1728	-	5 183.44	-5 183.44
Municipal	-	-	-	-	-	-
Other	-	-	-	-	-	-
Total	R4 547 148.04	R4 550 330.52	-R3 184.49	13 641 438.11	13 650 991.58	-9 553.47

12.6 MFMA Circular 124 – Condition 6.3 (Maintain the Eskom bulk current account) and Condition 6.12 (Proper Management of Resources)

JUNE 2025

IL001006008002000000000000000000000000

Liabilities:Current Liabilities:Trade and Other Payable Exchange Transactions:Electricity Bulk Purchase:Deposits

Approval for Payment signed by CFO

ESKOM HOLDINGS SOC LTD REG NO 2002/015527/30
VAT REG NO 4740101508

CONTACT CENTRE: (0860) 037566Shareca
FAX NO: 0862 437 566
E-MAIL: NorthernCape@eskom.co.za
WEB: WWW.ESKOM.CO.ZA

BEAUFORT WEST LOCAL MUNICIPALITY
ATT CHIEF FINANCIAL OFFICER
PRIVATE BAG X582
BEAUFORT WEST
6970

YOUR ACCOUNT NO	5395201346
SECURITY HELD	0.01
BILLING DATE	2025-06-02
TAX INVOICE NO	539709631116
ACCOUNT MONTH	MAY 2025
CURRENT DUE DATE	2025-07-02
VAT REG NO	4000846388

CUSTOMER SELF SERVICE WEBSITE
<https://csonline.co.za>

WESTERN REGION
PO BOX 377 Bellville 7535

DIRECT DEPOSIT DETAIL

BANK: ABSA
BRANCH CODE: 334110
BANK ACC NO: 340167436

TAX INVOICE

E-MAIL: eskomaccounts@beaufortwestmun.co.za

ACCOUNT TRANSACTION SUMMARY


RCC / SCC CONNECTION CHARGE		R	3,454.17
ADMINISTRATION CHARGE		R	5,621.54
TRANSMISSION NETWORK CAPACITY		R	318,800.00
DIST. NETWORK CAPACITY CHARGE		R	231,000.00
NETWORK DEMAND CHARGE		R	172,535.61
URBAN LOW VOLTAGE SUBSIDY		R	565,800.00
ANCILLARY SERVICE (ALL)		R	28,043.11
ENERGY CHARGE (STD)	1,559,318.00	R	2,157,472.38
ENERGY CHARGE (PEAK)	680,800.00	R	1,368,680.32
ENERGY CHARGE (OFF)	1,601,404.00	R	1,405,232.01
ELECTRIFICATION AND RURAL SUBS (ALL)		R	601,966.50
SERVICE CHARGE		R	12,471.92
REBILLED ADJUSTMENTS	(Summary - See attachment for details)	R	-81,405.55

TOTAL CHARGES FOR BILLING PERIOD

R 6,789,672.01

ACCOUNT SUMMARY FOR MAY 2025

BALANCE BROUGHT FORWARD	(Due Date 2025-06-04)	R	83,033,905.36
TOTAL CHARGES FOR BILLING PERIOD		R	6,789,672.01
ADJUSTMENT	Municipal Debt Write Off - Capital	R	-17,589,224.15
ADJUSTMENT	Municipal Debt Write Off - Interest	R	-5,356,734.99
ADJUSTMENT	Vat on Municipal Debt Write Off	R	-2,638,383.66
VAT RAISED ON ITEMS AT 14%		R	0.00
VAT RAISED ON ITEMS AT 15%		R	1,018,450.81



ACCOUNT NO / REFERENCE NO

5395201346

NAME

BEAUFORT WEST LOCAL

FAX NUMBER

0234148105

7100 10 0010

27215700153952013467



>>>>>> 9207 2539 5201 3460



TOTAL AMOUNT DUE

65,257,685.38

PAYMENT ARRANGEMENT

INSTALMENT

0.00

ARREARS (Due Immediately)

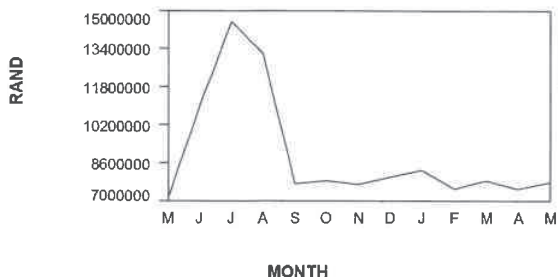
57,351,945.8

DUE DATE (For Current Amount)

2025-07-02

AMOUNT PAID

LATE PAYMENT CHARGES WILL BE
ADDED TO OVERDUE ACCOUNT



Message
Your Monthly Connection Charge is subject to a variable interest rate of prime plus 2.0% and was adjusted in line with the prime interest rate change

PAGE RUN NO EE 44

BILL GROUP

BILL PAGE 1 OF 3

CONTACT CENTRE: (0860) 037566Shareca
FAX NO: 0862 437 566
E-MAIL: NorthernCape@eskom.co.za
WEB: WWW.ESKOM.CO.ZA

 BEAUFORT WEST LOCAL MUNICIPALITY
 ATT CHIEF FINANCIAL OFFICER
 PRIVATE BAG X582
 BEAUFORT WEST
 6970

YOUR ACCOUNT NO	5395201346
BILLING DATE	2025-06-02
TAX INVOICE NO	539709631116
ACCOUNT MONTH	MAY 2025
CURRENT DUE DATE	2025-07-02
VAT REG NO	4000846388
NOTIFIED MAX DEMAND	20,000.00
UTILISED CAPACITY	20,000.00

CONSUMPTION DETAILS (2025-05-01 - 2025-05-31)

ENERGY CONSUMPTION OFF PEAK kWh	1,601,403.88
ENERGY CONSUMPTION STD kWh	1,559,318.04
ENERGY CONSUMPTION PEAK kWh	680,800.01
ENERGY CONSUMPTION ALL kWh	3,841,521.93
DEMAND CONSUMPTION - OFF PEAK	7,523.25
DEMAND CONSUMPTION - STD	7,841.78
DEMAND CONSUMPTION - PEAK	8,073.73
DEMAND READING - kW/kVA	8,073.73
REACTIVE ENERGY - OFF PEAK	239,605.54
REACTIVE ENERGY - STD	294,383.37
REACTIVE ENERGY - PEAK	113,970.66
LOAD FACTOR	64.00

PREMISE ID NUMBER

5395201216

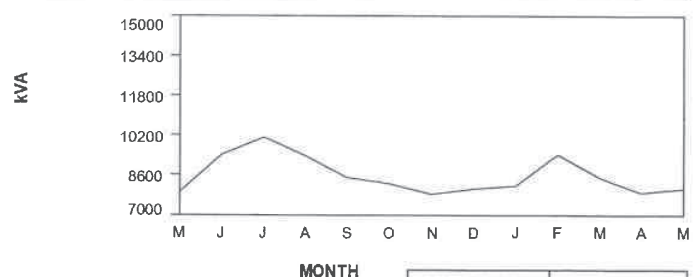
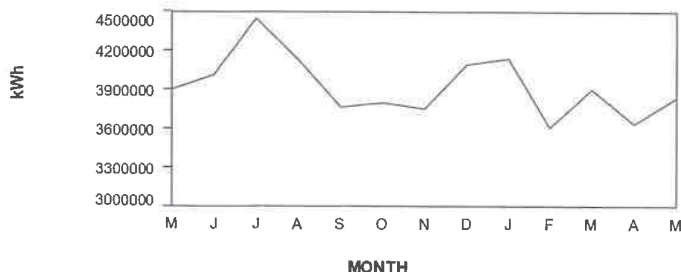
TARIFF NAME: Megaflex

BEAUFORT WES MUNIC 1/3210 REMOTE DROERIVIER

Administration Charge @ R181.34 per day for 31 days	R	5,621.54
TX Network Capacity Charge 20,000 kVA @ R15.94 : = R15.94/kVA	R	318,800.00
Network Capacity Charge 20,000 kVA @ R11.55 : = R11.55/kVA	R	231,000.00
Network Demand Charge 8,073.73 kVA @ R21.37 : = R21.37 /kVA	R	172,535.61
Urban Low Voltage Subsidy 20,000 kVA @ R28.29 : = R28.29/kVA	R	565,800.00
Ancillary Service Charge 3,841,522 kWh @ R0.0073 /kWh	R	28,043.11
Low Season Standard Energy Charge 1,559,318 kWh @ R1.3836 /kWh	R	2,157,472.38
Low Season Peak Energy Charge 680,800 kWh @ R2.0104 /kWh	R	1,368,680.32
Low Season Off Peak Energy Charge 1,601,404 kWh @ R0.8775 /kWh	R	1,405,232.01
Electrification and Rural Subsidy 3,841,522 kWh @ R0.1567 /kWh	R	601,966.50
Standard Connection Charge R3,454.17	R	3,454.17
REBILLED ADJUSTMENTS (Summary - See attachment for details)	R	-81,405.55

SERVICE CHARGE	R	12,471.92
----------------	---	-----------

TOTAL CHARGES	R	6,789,672.01
----------------------	---	---------------------



PAGE RUN NO	EE 45
BILL GROUP	
BILL PAGE	2 OF 3

BEAUFORT WEST LOCAL MUNICIPALITY
ATT CHIEF FINANCIAL OFFICER
PRIVATE BAG X582
BEAUFORT WEST
6970

YOUR ACCOUNT NO	5395201346
BILLING DATE	2025-06-02
TAX INVOICE NO	539709631116
ACCOUNT MONTH	MAY 2025
CURRENT DUE DATE	2025-07-02
VAT REG NO	4000846388
NOTIFIED MAX DEMAND	20,000.00
UTILISED CAPACITY	20,000.00

REBILLED ADJUSTMENTS

TAX INVOICE NO. 539746601590 DATED 2025-06-02 FOR PREMISE 5395201216

CORRECTIONS

Administration Charge @ R181.34 per day for 30 days	R	6,457,749.99
TX Network Capacity Charge 20,000 kVa @ R15.94 :	R	5,440.20
Network Capacity Charge 20,000 kVa @ R11.55 :	R	318,800.00
Network Demand Charge 7,904.77 kVa @ R21.37 :	R	231,000.00
Urban Low Voltage Subsidy 20,000 kVa @ R28.29 :	R	168,924.93
Ancillary Service Charge 3,639,227 kWh @ R0.0073 /kWh	R	565,800.00
Low Season Standard Energy Charge 1,378,458 kWh @ R1.3836 /k	R	26,566.36
Low Season Peak Energy Charge 597,064 kWh @ R2.0104 /kWh	R	1,907,234.49
Low Season Off Peak Energy Charge 1,663,705 kWh @ R0.8775 /k	R	1,200,337.47
Electrification and Rural Subsidy 3,639,227 kWh @ R0.1567 /kWh	R	1,459,901.14
Standard Connection Charge R3,478.53	R	570,266.87
	R	3,478.53

CANCELLATIONS

Administration Charge @ R181.34 per day for 30 days	R	-6,539,155.54
TX Network Capacity Charge 20,000 kVa @ R15.94 :	R	-5,440.20
Network Capacity Charge 20,000 kVa @ R11.55 :	R	-318,800.00
Network Demand Charge 7,904.77 kVa @ R21.37 :	R	-231,000.00
Urban Low Voltage Subsidy 20,000 kVa @ R28.29 :	R	-168,924.93
Ancillary Service Charge 3,639,227 kWh @ R0.0073 /kWh	R	-565,800.00
Low Season Standard Energy Charge 1,464,089 kWh @ R1.3836 /k	R	-26,566.36
Low Season Peak Energy Charge 630,666 kWh @ R2.0104 /kWh	R	-2,025,713.54
Low Season Off Peak Energy Charge 1,544,472 kWh @ R0.8775 /k	R	-1,267,890.93
Electrification and Rural Subsidy 3,639,227 kWh @ R0.1567 /kWh	R	-1,355,274.18
Standard Connection Charge R3,478.53	R	-570,266.87
	R	-3,478.53

PAGE RUN NO	EE 46
BILL GROUP	
BILL PAGE	3 OF 3

BILL PAYMENTS OPTIONS



Debit Order

- Avoid queues, late payments, the risk of your service being disconnected and the possibility of having to pay interest.
- Should you choose to pay your account by debit order, please contact the Contact Centre on the number or address given on the front of this bill.
- You set a limit on your Debit Order, so that you can keep control.
- Should your Debit Order details change, please contact the Contact Centre on the number or address given on the front of this bill.



Direct Deposits

- Make direct deposits or transfers at bank counters and ATM's.
- Eskom's banking details may be found on the front of this bill.
- Ensure that your Eskom account number is used as a reference for the Direct Deposit.



Collection Agencies

Pay your bill at:

- Any Pick n Pay store, Hypermarkets, Family stores, Spar or any other retail outlet that provides EasyPay and Pay@ services.
- Shoprite/Checkers Money Market Kiosks and Foodworld stores.
- Take note that SAPO branches are utilized for payments by one of our main Agents
- Take your bill with you when making a payment through one of our Agencies.
- Please note that certain restrictions apply to the form of payments that may be tendered. (i.e. cash, cheques or credit cards, depending on the particular agency).



Internet Payments

Internet Payments can be made:

- Through your own Bank's web site (contact your bank for more information).
- Through the collection agent's web site.
- Ensure that your Eskom account number is used in the reference field at all times.



Telephonic Payments

- Use your banks phone-in services to transfer payments to Eskom from your Bank account (contact your Bank for more information).
- Credit card payments can be made by calling the Eskom Contact Centre number given on the front of this bill.



Multiple Account Payments

- If multiple payments are made to one account, please send a breakdown of each account together with amounts to the Contact Centre shown on the front of this bill. To prevent interest accruing, or disconnections on these accounts, schedules should be sent immediately.



Postal Payments (No post-dated cheques will be accepted)

- Cheques, made payable to Eskom Holding SOC Ltd and marked "Not Transferable" between two parallel lines, can be mailed to the postal address shown on the front of this bill. Eskom does not support this channel and may charge for this channel of payment.
- For your own security, cash and cash cheques should not be sent through the post.
- Eskom will not be responsible for any loss sustained.

BILL DELIVERY OPTIONS



- Accounts can be emailed directly to your email address in a secure 128 bit encrypted format.
- The electronic bill complies with SARS regulations
- To make use of this facility send an email to customerservices@eskom.co.za stating your account number and required email address.
- Please note once the email option is selected you will no longer receive a printed copy of your bill.
- For small power users the bill is available on request in the official language of your choice.

ACCOUNT NUMBER

NAME

POSTAL ADDRESS

POSTAL CODE

TELEPHONE NUMBER (BUS)

TELEPHONE NUMBER (HOME)

TELEPHONE NUMBER (CELL)

E-MAIL ADDRESS

FAX NUMBER

GENERAL ACCOUNT INFORMATION

Conditions

- Electricity services are supplied, and this bill is rendered, in terms of Eskom's conditions of contract, as amended from time to time.

Auto Increase in Debit Order Limit

- As a service, Debit Order limits will be increased by the average rate increase as announced by Eskom.

- **Small power supplies:** in effecting payment pursuant to this invoice, I specifically agree that Eskom's Standard Prices (as amended and approved by the NERSA) and its Standard Conditions of Supply for Small Power users shall apply. Copies of the said documents are available on request from Eskom's Contact Centres. Any objection to the above shall be lodged with Eskom within 14 days of receipt of this invoice, which may result in Eskom terminating the supply.

VAT Registration Number

- While we endeavour to ensure the information supplied is updated, Eskom Holdings Ltd accepts no responsibility for any incorrect VAT registration number of a CUSTOMER appearing on the invoice. Please advise Eskom of any change in your VAT registration number.

Payment of Accounts

- Due Date means the date the electricity account is deemed to be received by the customer as provided for in the electricity supply agreement
- Final Payment Date means the date by when the customer's payment of the full invoiced amount must be reflected in Eskom's bank account, failing which interest will be charged, from the Due Date to the date of payment, on the outstanding amount.
- Accounts are due and payable when rendered. The due date on the account is in respect of the current month's electricity consumption.
- Estimated readings will be automatically adjusted after the next actual meter reading.
- Payments may not be deferred.
- If going away, please pay in advance to cover any accounts which may become due in your absence.
- If there is a delay in the receipt of your account, please pay an average amount based on your last account and advise Eskom accordingly.
- All payments that are more than R3 500 per account per month made by either a credit card, debit card or cash will attract a bank fee charge recovery which will be debited to your next bill of account.

Late Payments, Non Payments & Disconnection

- Interest is payable on overdue accounts.
- Eskom is entitled to disconnect supply for non-payment.
- In the event of a disconnection and in addition to the repayment of all outstanding amounts due, a disconnection/visit fee and additional deposit will become payable.
- Meter tampering is a criminal offence, punishable by law. In addition, charges associated with damage to Eskom property will be for your account.
- Your agreement may not be taken over by a 3rd party. You are legally liable for all charges reflected on this bill.

Accounts Handed Over for Collection

- Eskom has contracted to National Debt Collectors for accounts handed over.
- All payments for accounts handed over are still payable to Eskom.
- Should the customer pay the debt collector directly and not into Eskom's account, then Eskom will not be held liable.

PLEASE ADVISE ESKOM IF ANY OF YOUR DETAILS CHANGE OR ARE INCORRECTLY REFLECTED ON THIS BILL. PLEASE PHONE, E-MAIL, FAX OR MAIL THE INFORMATION TO US. DETAILS ON FRONT OF BILL. USE TEAR OFF SLIP ALONGSIDE.

THE INFORMATION AS STATED ABOVE IS AVAILABLE, ON REQUEST, IN THE OFFICIAL LANGUAGE OF YOUR CHOICE.

Date: 07/07/2025 Time: 10:13:36 AM

Profile name:	BEAUFORT WEST MUNICIPALITY
Batch reference number:	2136881721
Payment reference number:	000000005312564904
Payment date:	07/07/2025
Payment capture date:	03/07/2025
Payment authorise date and time:	04/07/2025 12:54:51 PM
From account name:	*BEAUFORT WEST MUNICIPALITY
From account description:	*BEAUFORT WEST MUNICIPALITY
From account statement description:	ESKOM-5395201346
Beneficiary account number:	340167430
Beneficiary/ Recipient name:	ESKOM-5395201346
Beneficiary statement description:	5395201346
Branch code:	632005
Amount:	7,808,122.81
Real-time:	No

Additional comments by payer:

View your account to **confirm that you have received this payment.**

- All payments are subject to clearing rules.

Please refer to landing page for cut off times and telephone numbers.

2



R	9,990.23
---	----------

23 JUN 2025

Approval for Payment signed by CFO



Private Bag 582
Beaufort West
Beaufort West - 6970

Tel: 023 414 8100
Fax: 023 414 8105
Email: treasury@beaufortwestmun.co.za
Website: www.beaufortwestmun.co.za
Municipality VAT No:- 4000846388

Payment Instruction Detail

Status - Awaiting Payment Approval									
PAYMENT DETAILS	Payment Instruction Number	Payment Instruction Date	Payment Id	Doc Number	Payment Type	Transaction Type	Cashbook	Payment Due Date	Outstanding Payment Amount
	P106/23/00040037/2024-2025	23/06/2025	40037	15/22316	Normal	Exp - Direct Payment EFT	Nedbank 2025	05/07/2025	R 9 990.23

VENDOR DETAILS

Vendor Name	Vendor Number	Bank	Account Number	Branch Code	Account Type	Payment Reference
ESKOM-8349427960	SCM/2208	ABSA BANK LIMITED	340167430	632005	Cheque/Current Account	ESKOM-8349427960

INVOICE DETAILS

Invoice Number	Vendor / Creditor Invoice Number	Vendor Invoice Date	Goods / Service Description	Invoice Amount (excl. VAT)	VAT	Invoice Amount (Incl. VAT)	Reason for Late Payment
SP16/6/00021152/2024-2025	INV834862988434	05/06/2025	Electricity Programme_Electricity Administration Project / ESKOM / elektreries/8349427960	R 8 687.16	R 1 303.07	R 9 990.23	



Private Bag 582
Beaufort West
Beaufort West - 6970

Tel: 023 414 8100
Fax: 023 414 8105
Email: treasury@beaufortwestmun.co.za
Website: www.beaufortwestmun.co.za
Municipality VAT No.: 4000846388

Sundry Invoice Detail

Invoice Number	SP16/6/00021152/2024-2025	Vendor Name	ESKOM-8349427960
Invoice Date	05/06/2025	Vendor Number	SCM/2208
		Company Type	

[illegible]

ESKOM HOLDINGS SOC LTD REG NO 2002/015527/30
VAT REG NO 4740101508

BEAUFORT WEST MUNICIPALITY
PO BOX 582
BEAUFORT WEST
6970

CONTACT CENTRE: (0860) 037566Shareca
FAX NO: 0862 437 566
E-MAIL: NorthernCape@eskom.co.za
WEB: WWW.ESKOM.CO.ZA

YOUR ACCOUNT NO	8349427960
SECURITY HELD	18153.89
BILLING DATE	2025-06-05
TAX INVOICE NO	834862988434
ACCOUNT MONTH	JUNE 2025
CURRENT DUE DATE	2025-06-30
VAT REG NO	4000846388
NOTIFIED MAX DEMAND	100.00

CUSTOMER SELF SERVICE WEBSITE
<https://csonline.co.za>


WESTERN REGION
PO BOX 377 Bellville 7535

DIRECT DEPOSIT DETAIL

BANK:	ABSA
BRANCH CODE:	334110
BANK ACC NO:	340167430

TAX INVOICE

E-MAIL: eskomaccounts@beaufortwestmun.co.za

READING TYPE: ESTIMATE		READING DATES: 2025/05/05 - 2025/06/03		NO OF DAYS: 29		SEASON:	
Your next actual reading will be on 02/07/2025							
CONSUMPTION SUMMARY FOR BILLING PERIOD							
METER NUMBER	PREV. READING	CURR. READING	DIFFERENCE	CONSTANT	CONSUMPTION		
3015115670695	325286.0000	326502.0000	1216.0000	1.0000	1,216.0000		
TOTAL ENERGY CONSUMED FOR BILLING PERIOD (kWh)						1,216.00	
PREMISE ID NUMBER		0535806907		TARIFF NAME: Landrate 1,2,3			
...LSPOORT							
Service and Administration Charge @ R46.54 per day for 29 days				R	1,349.66		
Network Capacity Charge @ R139.77 per day for 29 days				R	4,053.33		
Network Demand Charge 1,216 kWh @ R0.5325 /kWh				R	647.52		
Ancillary service charge 1,216 kWh @ R0.0082 /kWh				R	9.97		
Energy Charge 1,216 kWh @ R2.1601 /kWh				R	2,626.68		
TOTAL CHARGES FOR BILLING PERIOD						R	8,687.16
ACCOUNT SUMMARY FOR JUNE 2025							
BALANCE BROUGHT FORWARD (Due Date 2025-06-07)				R	11,893.96		
TOTAL CHARGES FOR BILLING PERIOD				R	8,687.16		
VAT RAISED ON ITEMS AT 14%				R	0.00		
VAT RAISED ON ITEMS AT 15%				R	1,303.07		
							
CURRENT		TOTAL AMOUNT DUE			R	21,884.19	
21,884.19							
		ARREARS					
>90 DAYS		61-90 DAYS			31-60 DAYS		
0.00		0.00			0.00		
Balance brought forward is reflected in the current amount and must be paid by 2025-06-07 to avoid disconnection. Please ignore if already paid.							

ACCOUNT NO / REFERENCE NO

8349427960

NAME _____

BEAUFORT WEST MUNICIPALITY

FAX NUMBER

0865020900

unipay 7100 10 0010

27215700183494279607



>>>>>> 9207 2834 9427 9600



easy pay
a better way to pay

TOTAL AMOUNT DUE

21,884.19

PAYMENT ARRANGEMENT

INSTALMENT

08

ARREARS

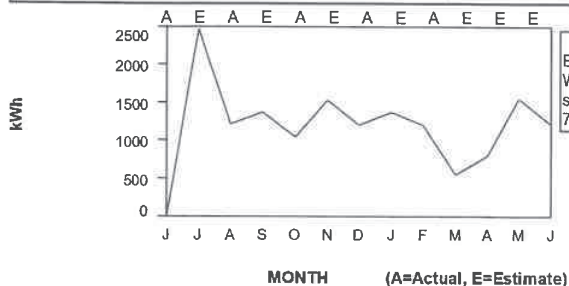
0.0X

DUE DATE

2025-06-30

AMOUNT PAID

**LATE PAYMENT CHARGES WILL BE
ADDED TO OVERDUE ACCOUNTS**



Message
Eskom will move towards quarterly meter readings from 1 April 2014. We encourage all customers who have access to their meter boxes to submit their meter reads by calling the Eskom Contact Centre 086 003 7566 or submitting it on the Eskom website

PAGE RUN NO	EE 1171
BILL GROUP	
BILL PAGE	1 OF 1

BILL PAYMENTS OPTIONS



Debit Order

- Avoid queues, late payments, the risk of your service being disconnected and the possibility of having to pay interest.
- Should you choose to pay your account by debit order, please contact the Contact Centre on the number or address given on the front of this bill.
- You set a limit on your Debit Order, so that you can keep control.
- Should your Debit Order details change, please contact the Contact Centre on the number or address given on the front of this bill.



Direct Deposits


- Make direct deposits or transfers at bank counters and ATM's.
- Eskom's banking details may be found on the front of this bill.
- Ensure that your Eskom account number is used as a reference for the Direct Deposit.



Collection Agencies

Pay your bill at:

- Any Pick n Pay store, Hypermarkets, Family stores, Spar or any other retail outlet that provides EasyPay and Pay@ services.
- Shoprite/Checkers Money Market Kiosks and Foodworld stores.
- Take note that SAPO branches are utilized for payments by one of our main Agents.
- Take your bill with you when making a payment through one of our Agencies.
- Please note that certain restrictions apply to the form of payments that may be tendered. (i.e. cash, cheques or credit cards, depending on the particular agency).



Internet Payments

Internet Payments can be made:

- Through your own Bank's web site (contact your bank for more information).
- Through the collection agent's web site.
- Ensure that your Eskom account number is used in the reference field at all times.



Telephonic Payments

- Use your banks phone-in services to transfer payments to Eskom from your Bank account (contact your Bank for more information).
- Credit card payments can be made by calling the Eskom Contact Centre number given on the front of this bill.



Multiple Account Payments

- If multiple payments are made to one account, please send a breakdown of each account together with amounts to the Contact Centre shown on the front of this bill. To prevent interest accruing, or disconnections on these accounts, schedules should be sent immediately.



Postal Payments (No post-dated cheques will be accepted)

- Cheques, made payable to Eskom Holding SOC Ltd and marked "Not Transferable" between two parallel lines, can be mailed to the postal address shown on the front of this bill. Eskom does not support this channel and may charge for this channel of payment.
- For your own security, cash and cash cheques should not be sent through the post.
- Eskom will not be responsible for any loss sustained.

BILL DELIVERY OPTIONS



- Accounts can be emailed directly to your email address in a secure 128 bit encrypted format.
- The electronic bill complies with SARS regulations.
- To make use of this facility send an email to customerservices@eskom.co.za stating your account number and required email address.
- Please note once the email option is selected you will no longer receive a printed copy of your bill.
- For small power users the bill is available on request in the official language of your choice.

ACCOUNT NUMBER

NAME

TOTAL ADDRESS

POSTAL CODE

TELEPHONE NUMBER (BUS)

TELEPHONE NUMBER (HOME)

TELEPHONE NUMBER (CELL)

E-MAIL ADDRESS

FAX NUMBER

GENERAL ACCOUNT INFORMATION

Conditions

- Electricity services are supplied, and this bill is rendered, in terms of Eskom's conditions of contract, as amended from time to time.

Auto Increase in Debit Order Limit

- As a service, Debit Order limits will be increased by the average rate increase as announced by Eskom.

- **Small power supplies:** in effecting payment pursuant to this invoice, I specifically agree that Eskom's Standard Prices (as amended and approved by the NERSA) and its Standard Conditions of Supply for Small Power users shall apply. Copies of the said documents are available on request from Eskom's Contact Centres. Any objection to the above shall be lodged with Eskom within 14 days of receipt of this invoice, which may result in Eskom terminating the supply.

VAT Registration Number

- While we endeavour to ensure the information supplied is updated, Eskom Holdings Ltd accepts no responsibility for any incorrect VAT registration number of a CUSTOMER appearing on the invoice. Please advise Eskom of any change in your VAT registration number.

Payment of Accounts

- Due Date means the date the electricity account is deemed to be received by the customer as provided for in the electricity supply agreement.
- Final Payment Date means the date by when the customer's payment of the full invoiced amount must be reflected in Eskom's bank account, failing which interest will be charged, from the Due Date to the date of payment, on the outstanding amount.
- Accounts are due and payable when rendered. The due date on the account is in respect of the current month's electricity consumption.
- Estimated readings will be automatically adjusted after the next actual meter reading.
- Payments may not be deferred.
- If going away, please pay in advance to cover any accounts which may become due in your absence.
- If there is a delay in the receipt of your account, please pay an average amount based on your last account and advise Eskom accordingly.
- All payments that are more than R3 500 per account per month made by either a credit card, debit card or cash will attract a bank fee charge recovery which will be debited to your next bill of account.

Late Payments, Non Payments & Disconnection

- Interest is payable on overdue accounts.
- Eskom is entitled to disconnect supply for non-payment.
- In the event of a disconnection and in addition to the repayment of all outstanding amounts due, a disconnection/visit fee and additional deposit will become payable.
- Meter tampering is a criminal offence, punishable by law. In addition, charges associated with damage to Eskom property will be for your account.
- Your agreement may not be taken over by a 3rd party. You are legally liable for all charges reflected on this bill.

Accounts Handed Over for Collection

- Eskom has contracted to National Debt Collectors for accounts handed over.
- All payments for accounts handed over are still payable to Eskom.
- Should the customer pay the debt collector directly and not into Eskom's account, then Eskom will not be held liable.

PLEASE ADVISE ESKOM IF ANY OF YOUR DETAILS CHANGE OR ARE INCORRECTLY REFLECTED ON THIS BILL. PLEASE PHONE, E-MAIL, FAX OR MAIL THE INFORMATION TO US. DETAILS ON FRONT OF BILL. USE TEAR OFF SLIP ALONGSIDE.

THE INFORMATION AS STATED ABOVE IS AVAILABLE, ON REQUEST, IN THE OFFICIAL LANGUAGE OF YOUR CHOICE.

Date: 23/06/2025 Time: 3:09:58 PM

Profile name:	BEAUFORT WEST MUNICIPALITY
Batch reference number:	2124962961
Payment reference number:	000000005284681331
Payment date:	23/06/2025
Payment capture date:	23/06/2025
Payment authorise date and time:	23/06/2025 02:57:12 PM
From account name:	*BEAUFORT WEST MUNICIPALITY
From account description:	*BEAUFORT WEST MUNICIPALITY
From account statement description:	15/22316*ESKOM-83494
Beneficiary account number:	340167430
Beneficiary/ Recipient name:	ESKOM-8349427960
Beneficiary statement description:	8349427960
Branch code:	632005
Amount:	9,990.23
Real-time:	No

Additional comments by payer:

View your account to **confirm that you have received this payment.**

All payments are subject to clearing rules.

Please refer to landing page for cut off times and telephone numbers.

Profile name:BEAUFORT WEST MUNICIPALITY
Profile number:4000294773User name:BRADLEY JUAN DRE DAMON
User ID:16Small Business Services: 0860 116 400
Business Banking: 0860 111 055

22297 P106/18/00040019.

11/06/2025

ESKOM ESKOM 5575899099

- 536,546.73



NORTH WESTERN REGION
PRIVATE BAG X16 Westville 3630

Debit order
Eskom

ESKOM HOLDINGS SOC LTD REG NO 2002/015527/30
VAT REG NO 4740101508

CONTACT CENTRE: (0860) 037566Shareca
FAX NO: 0862 437 566
E-MAIL: NorthernCape@eskom.co.za
WEB: WWW.ESKOM.CO.ZA

MUNICIPALITY BEAUFORT WEST
PRIVATE BAG X582
BEAUFORT WEST
6970

YOUR ACCOUNT NO	5575899099
SECURITY HELD	762822.59
BILLING DATE	2025-05-12
TAX INVOICE NO	557249489826
ACCOUNT MONTH	MAY 2025
CURRENT DUE DATE	2025-06-11
VAT REG NO	4000846388

CUSTOMER SELF SERVICE WEBSITE
<https://csonline.co.za>

NORTH WESTERN REGION
PRIVATE BAG X16 Westville 3630

DIRECT DEPOSIT DETAIL

BANK: First National Bank
BRANCH CODE: 223626
BANK ACC NO: 55070067316

TAX INVOICE

E-MAIL: eskomaccounts@beaufortwestmun.co.za

ACCOUNT NO / REFERENCE NO	5575899099
NAME	MUNICIPALITY BEAUFORT WEST
FAX NUMBER	0498440271
unipay	7100 10 0010

ACCOUNT TRANSACTION SUMMARY

ADMINISTRATION CHARGE	R	2,639.10
DIST. NETWORK CAPACITY CHARGE	R	31,167.00
NETWORK DEMAND CHARGE (C/KWH) (ALL)	R	104,836.02
ANCILLARY SERVICE (ALL)	R	1,844.75
ENERGY CHARGE (STD)	R	136,458.94
ENERGY CHARGE (PEAK)	R	93,936.89
ENERGY CHARGE (OFF)	R	84,908.69
SERVICE CHARGE	R	11,413.20
UNBILLED ADJUSTMENTS (Summary - See attachment for details)	R	-640.22

TOTAL CHARGES FOR BILLING PERIOD R 466,564.37

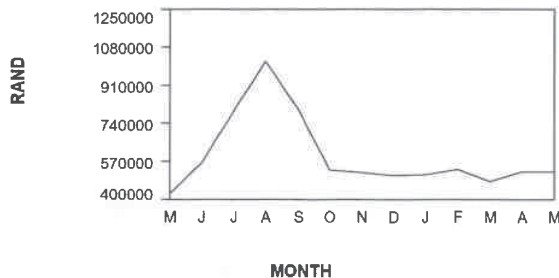
ACCOUNT SUMMARY FOR MAY 2025

BALANCE BROUGHT FORWARD (Due Date 2025-05-12)	R	538,838.75
PAYMENT(S) RECEIVED Autopay Current/Cheque Account - 2025-05-12	R	-538,838.75
TOTAL CHARGES FOR BILLING PERIOD	R	466,564.37
ADJUSTMENT AUTO PAY DISCOUNT	R	-2.00
VAT RAISED ON ITEMS AT 14%	R	0.00
VAT RAISED ON ITEMS AT 15%	R	69,984.36

CURRENT	TOTAL DUE	R	536,546.73
536,546.73			

ARREARS			
>90 DAYS	61-90 DAYS	31-60 DAYS	16-30 DAYS
0.00	0.00	0.00	0.00

Your Autopay Limit is R 850000.00. Your bank account will be debited on 11-06-2025 for an amount of R 536546.73.



PAGE RUN NO	EP 6
BILL GROUP	
BILL PAGE	1 OF 3

TOTAL AMOUNT DUE
536,546.73

PAYMENT ARRANGEMENT	
INSTALMENT	0.00
ARREARS	0.00
DUE DATE	2025-06-11
AMOUNT PAID	

LATE PAYMENT CHARGES WILL BE
ADDED TO OVERDUE ACCOUNT

CONTACT CENTRE: (0860) 037566Shareca

FAX NO: 0862 437 566

E-MAIL: NorthernCape@eskom.co.za

WEB: WWW.ESKOM.CO.ZA

MUNICIPALITY BEAUFORT WEST
PRIVATE BAG X582
BEAUFORT WEST
6970

YOUR ACCOUNT NO	5575899099
BILLING DATE	2025-05-12
TAX INVOICE NO	557249489826
ACCOUNT MONTH	MAY 2025
CURRENT DUE DATE	2025-06-11
VAT REG NO	4000846388
NOTIFIED MAX DEMAND	900.00
UTILISED CAPACITY	900.00

REBILLED ADJUSTMENTS
R -640.22

TAX INVOICE NO. 557637609032 DATED 2025-05-12 FOR PREMISE 5575899668

CORRECTIONS

Administration Charge @ R87.97 per day for 31 days
Network Capacity Charge 900 kVA @ R34.63 :
Network Demand Charge (All Periods) 226,352 kWh @ R0.466 /kW
Ancillary Service Charge 226,352 kWh @ R0.0082 /kWh
Low Season Standard Energy Charge 91,303 kWh @ R1.4888 /kWh
Low Season Peak Energy Charge 42,181 kWh @ R2.1628 /kWh
Low Season Off Peak Energy Charge 92,868 kWh @ R0.9447 /kWh

R 456,123.57
R 2,727.07
R 31,167.00
R 105,480.03
R 1,856.09
R 135,931.91
R 91,229.07
R 87,732.40

CANCELLATIONS

Administration Charge @ R87.97 per day for 31 days
Network Capacity Charge 900 kVA @ R34.63 :
Network Demand Charge (All Periods) 226,352 kWh @ R0.466 /kW
Ancillary Service Charge 226,352 kWh @ R0.0082 /kWh
Low Season Standard Energy Charge 91,770 kWh @ R1.4888 /kWh
Low Season Peak Energy Charge 42,498 kWh @ R2.1628 /kWh
Low Season Off Peak Energy Charge 92,084 kWh @ R0.9447 /kWh

R -456,763.79
R -2,727.07
R -31,167.00
R -105,480.03
R -1,856.09
R -136,627.18
R -91,914.67
R -86,991.75



PAGE RUN NO	EP 8
BILL GROUP	
BILL PAGE	3 OF 3



Tran-lys-nr	Datum	Beskrywing	Geld (R)	Debite (R)	Krediete (R)	Saldo (R)
		Saldo oorgabring				
	11/06/2025	ESKOM ESKOM 5575899099	2.55	536,546.73		1,186,884.67
028731	11/06/2025	EASYPAY EASYP 4610000003	2.55	369.86		1,186,514.81
	11/06/2025	NEDLNK DPRUSTD 00190137 2462			6,656.19	1,193,171.00
	11/06/2025	NEDLNK DPKWAMA 00190152 2233			1,963.00	1,195,134.00
	11/06/2025	NEDLNK DPHILLS 00190138 1652			319.21	1,195,453.21
	11/06/2025	NEDLNK DPNIEUV 00190139 1177			40.00	1,195,493.21
	12/06/2025	NEDLNK DPMAIN 00009297 2836			61,255.63	1,256,748.84
	12/06/2025	NEDLNK DPMAIN 00009298 2847			55,687.30	1,312,436.14
	12/06/2025	EASYPAY EASYP 4611000025			30,723.93	1,343,160.07
	12/06/2025	Watervliet Properties			5,689.78	1,348,849.85
	12/06/2025	000000004841			5,003.63	1,353,853.48
	12/06/2025	2605 JL Koorzen			3,956.33	1,357,809.81
	12/06/2025	NEDLNK DPRUSTD 00190137 2463			3,119.75	1,360,929.56
	12/06/2025	C00000002712			2,296.85	1,363,226.41
	12/06/2025	NEDLNK DPNIEUV 00190139 1178			1,534.00	1,364,760.41
	12/06/2025	000000005741/ 49 Bantomst			907.82	1,365,668.23
	12/06/2025	OMF Erf 308			708.99	1,366,377.22
	12/06/2025	000000005093			359.21	1,366,736.43
	12/06/2025	J Brits 19691			332.53	1,367,068.96
	12/06/2025	J Brits 18988			145.48	1,367,214.44
	12/06/2025	NEDLNK DPMURRAY00326316 495			130.00	1,367,344.44
028732	12/06/2025	NEDLNK DPNELSP00009308 3514			100.00	1,367,444.44
	12/06/2025	000000002973			112,812.48	1,480,256.92
	12/06/2025	CASHFOCUS REF 352			41,609.19	1,521,866.11
	12/06/2025	CASHFOCUS 000000001081			38,459.74	1,560,325.85
	12/06/2025	ABSA BANK rek no 19858			36,721.03	1,597,046.88
	12/06/2025	000000002194			27,626.91	1,624,673.79
	12/06/2025	000000003312			25,208.12	1,649,881.91
	12/06/2025	ABSA BANK 7250			24,923.14	1,674,805.05
	12/06/2025	019836/019837			23,488.83	1,698,293.88
	12/06/2025	000000003213			22,407.16	1,720,701.04
	12/06/2025	HJM DE JAGER TRUST			21,592.04	1,742,293.08
	12/06/2025	CASHFOCUS 000000025070			18,122.44	1,760,415.52
	12/06/2025	000000000417			17,816.83	1,778,232.35
	12/06/2025	CASHFOCUS 000000025073			17,673.01	1,795,905.36
	12/06/2025	ABSA BANK 000000020334			15,000.00	1,810,905.36
	12/06/2025	SANPARKS MAAA010350			14,506.45	1,825,411.81
	12/06/2025	CASHFOCUS REF 353			13,351.14	1,838,762.95
	12/06/2025	00000002849			12,490.43	1,851,253.38
	12/06/2025	000000002195			12,245.86	1,863,499.24
	12/06/2025	00003137			11,087.73	1,874,586.97
028733	12/06/2025	ABSA BANK HENRA SIVIEL			9,722.06	1,884,309.03
	12/06/2025	000000026489			9,413.61	1,893,722.64
	12/06/2025	DE JAGER LOODGIETERS			9,217.22	1,902,939.86
	12/06/2025	000000003331			8,997.17	1,911,937.03
	12/06/2025	000000026571			8,297.72	1,920,234.75
	12/06/2025	000000004351			8,146.76	1,928,381.51
	12/06/2025	000316			7,728.93	1,936,110.44
	12/06/2025	000000002754			7,086.78	1,943,197.22
	12/06/2025	000000003614			6,968.83	1,950,166.05
		Saldo oorgedra				

sien geld anders

NEDBANK

Ons onderskryf die Bankpraktykkode van Die Bankvereniging Suid-Afrika en, in die geval van onbeslegte geskille, steun ons beslegting deur die Ombudsman vir Bankdienste. Gemagtigde finansiële diens- en geregistreerde kredietverskaffer (NCRCP16).
Nedbank Bpk Reg No 1951/000009/06.
Bladsy 37 van 89



Private Bag 582
Beaufort West
- Beaufort West - 6970

Tel: 023 414 8100
Fax: 023 414 8105
Email: treasury@beaufortwestmun.co.za
Website: www.beaufortwestmun.co.za
Municipality VAT No: - 4000846388

Sundry Invoice Detail

Invoice Number	SP125/6/00021320/2024-2025	Vendor Name	ESKOM-9646799000
Invoice Date	22/06/2025	Vendor Number	SCM/2209
		Company Type	

[illegible]

Print Date: 25/06/2025 09:26 AM

User: Deslerie Melani

Page 1 of 1

22/07/2027



BEAUFORT-WES - BEAUFORT WEST - BHOBHOFOLO
MUNISIPALITEIT - MUNICIPALITY - U MASIPALA WASE

DEPARTEMENT: FINANSIËLE DIENSTE / DEPARTMENT: FINANCIAL SERVICES

ELEKTRONIESE BETALING / ELECTRONIC PAYMENT(EFT)

BETALINGSADVIES / PAYMENT VOUCHER

Tel # 023 414 8100

E-mail: treasury@beaufortwestmun.co.za

BTW/ VAT #: 40008 46 388

Privaatsak/Private Bag 582

Beaufort-Wes/West 6970

DT AAN:

DT TO:

ESKOM

Vendor Code

Verw. / Ref. #

Bewys / Voucher #

Besending/ Batch #

Datum/Date

SCM/406

EE 2507

2025/07/

Code

Bank

Orelte: 086 662 5576

Noel: 086 663 4978/Elektries

Fakt / Inv # email:lourens.conradie@eskom.co.za

ACC NO: 9646799000 - INV964570689226

R 63,713.28

JUNE 2025

R 63,713.28

	Pos / Vote #	Bedrag / Amount	Totaal / Total
	8030	R 63,713.28	
Totaal Debiete			
BANK	8980 2500 0000	R 63,713.28	R 63,713.28
		Kt / Ct	

Korrek Gesertifiseer
Certified Correct

^^ Prepared By

Approval for Payment signed by CFO



due 22.04.25

MUNISIPALITEIT / MUNICIPALITY
BEAUFORT-WES/BEAUFORT WEST/BHOBHOFULO
Kantoor van die Munisipale Bestuurder / Office of the Municipal Manager

MAGTIGING VIR BETALING (TOT R200 000.00)

Hiermee verleen ek **LUZUKO NQOTOLA** Direkteur Infrastruktuur,

goedkeuring vir die betaling van R

aan:

GOEDKEUR	<input checked="" type="checkbox"/>
NIE GOEDGEKEUR	<input type="checkbox"/>

L. NQOTOLA

DIREKTEUR: INFRASTRUKTUUR

AUTHORISATION FOR PAYMENT (UP TO R200 000.00)

I, **LUZUKO NQOTOLA** Director Infrastructure,

hereby approve the payment of R. 63713.33

to Eskom # 9646799000 erf 79, Nelskop



L. NQOTOLA

L. NQOTOLA

DIRECTOR: INFRASTRUCTURE

APPROVED	<input checked="" type="checkbox"/>
DISAPPROVED	<input type="checkbox"/>

ESKOM HOLDINGS SOC LTD REG NO 2002/015527/30
VAT REG NO 4740101508

CONTACT CENTRE: (0860) 037566Shareca
FAX NO: 0862 437 566
E-MAIL: NorthernCape@eskom.co.za
WEB: WWW.ESKOM.CO.ZA

CUSTOMER SELF SERVICE WEBSITE
<https://csonline.co.za>

WESTERN REGION
PO BOX 377 Bellville 7535

DIRECT DEPOSIT DETAIL

BANK:	ABSA
BRANCH CODE:	334110
BANK ACC NO:	340167430

BEAUFORT WEST LOCAL MUNICIPALITY
PRIVATE BAG X582
BEAUFORT WEST
6970

YOUR ACCOUNT NO	9646799000
SECURITY HELD	52790.23
BILLING DATE	2025-06-22
TAX INVOICE NO	964570689226
ACCOUNT MONTH	JUNE 2025
CURRENT DUE DATE	2025-07-22
VAT REG NO	4000846388

TAX INVOICE

E-MAIL: eskomaccounts@beaufortwestmun.co.za

ACCOUNT TRANSACTION SUMMARY


ADMINISTRATION CHARGE		R	1,776.92
DIST. NETWORK CAPACITY CHARGE		R	5,416.00
NETWORK DEMAND CHARGE (C/KWH) (ALL)		R	6,615.78
ANCILLARY SERVICE (ALL)		R	101.88
ENERGY CHARGE (STD)	12,424.00	R	18,913.43
DEMAND CHARGE	41.15	R	18,745.07
SERVICE CHARGE		R	3,833.77

TOTAL CHARGES FOR BILLING PERIOD

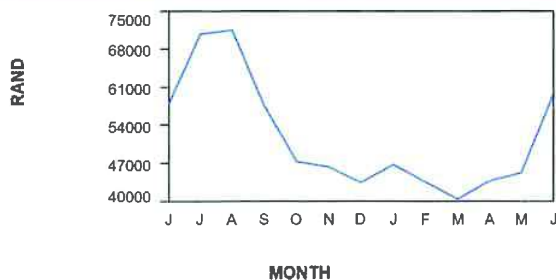
R	55,402.85
---	-----------

ACCOUNT SUMMARY FOR JUNE 2025

BALANCE BROUGHT FORWARD	(Due Date 2025-06-21)	R	48,978.31
PAYMENT(S) RECEIVED	ACB Payment - 2025-06-20	R	-48,978.26
TOTAL CHARGES FOR BILLING PERIOD		R	55,402.85
VAT RAISED ON ITEMS AT 15%		R	8,310.43



CURRENT	TOTAL DUE		R	63,713.33
63,713.28				
ARREARS				
>90 DAYS	61-90 DAYS	31-60 DAYS	16-30 DAYS	
0.00	0.00	0.05	0.00	




PAGE RUN NO	EE 149
BILL GROUP	
BILL PAGE	1 OF 2

ACCOUNT NO / REFERENCE NO

9646799000
NAME
BEAUFORT WEST LOCAL
FAX NUMBER
0234148105



27215700196467990000



>>>>> 9207 2964 6799 0003



easy pay
a better way to pay

TOTAL AMOUNT DUE

63,713.33

PAYMENT ARRANGEMENT

INSTALMENT	0.00
ARREARS	0.00
DUE DATE	
2025-07-22	
AMOUNT PAID	

**LATE PAYMENT CHARGES WILL BE
ADDED TO OVERDUE ACCOUNT**

Tel: 023 414 8100
Fax: 023 414 8105
Email: treasury@beaufortwestmun.co.za
Website: www.beaufortwestmun.co.za
Municipality VAT No:- 40000846388



Vendor Name	ESKOM-6130350734
Vendor Number	SCM/2206
Company Type	

ESKOM-6130350734
SCM/2206

Total Amount

2022/10/26

Approval for Payment signed by CFO



date: 22/07/2005

MUNISIPALITEIT / MUNICIPALITY
BEAUFORT-WES/BEAUFORT WEST/BHOBHOFOL
Kantoor van die Munisipale Bestuurder / Office of the Municipal Manager

MAGTIGING VIR BETALING (TOT R200 000.00)

Hiermee verleen ek **LUZUKO NQOTOLA** Direkteur Infrastruktuur,

goedkeuring vir die betaling van R

aan:

GOEDKEUR	✓
NIE GOEDGEKEUR	

L. NQOTOLA

DIREKTEUR: INFRASTRUKTUUR

AUTHORISATION FOR PAYMENT (UP TO R200 000.00)

I, **LUZUKO NQOTOLA** Director Infrastructure,

hereby approve the payment of R. 70 351.34

to Eskom # 6130 350734 Erf 2, Nelspoort

L. NQOTOLA

DIRECTOR: INFRASTRUCTURE

APPROVED	✓
DISAPPROVED	

ESKOM HOLDINGS SOC LTD REG NO 2002/015527/30
VAT REG NO 4740101508

CONTACT CENTRE: (0860) 037566Shareca
FAX NO: 0862 437 566
E-MAIL: NorthernCape@eskom.co.za
WEB: WWW.ESKOM.CO.ZA

CUSTOMER SELF SERVICE WEBSITE
<https://csonline.co.za>

WESTERN REGION
PO BOX 377 Bellville 7535

DIRECT DEPOSIT DETAIL

BANK:	ABSA
BRANCH CODE:	334110
BANK ACC NO:	340167430

BEAUFORT WEST LOCAL MUNICIPALITY
PRIVATE BAG X582
BEAUFORT WEST
6970

YOUR ACCOUNT NO	6130350734
SECURITY HELD	52790.89
BILLING DATE	2025-06-22
TAX INVOICE NO	613382894055
ACCOUNT MONTH	JUNE 2025
CURRENT DUE DATE	2025-07-22
VAT REG NO	4000846388

TAX INVOICE

E-MAIL: eskomaccounts@beaufortwestmun.co.za

ACCOUNT TRANSACTION SUMMARY

ADMINISTRATION CHARGE		R	1,776.92
DIST. NETWORK CAPACITY CHARGE		R	5,416.00
NETWORK DEMAND CHARGE (C/KWH) (ALL)		R	7,562.57
ANCILLARY SERVICE (ALL)		R	116.46
ENERGY CHARGE (STD)	14,202.00	R	21,719.93
DEMAND CHARGE	45.55	R	20,749.40
SERVICE CHARGE		R	3,833.77

TOTAL CHARGES FOR BILLING PERIOD

R	61.175.05
---	-----------

ACCOUNT SUMMARY FOR JUNE 2025

BALANCE BROUGHT FORWARD	(Due Date 2025-06-21)	R	50,941.44
PAYMENT(S) RECEIVED	ACB Payment - 2025-06-20	R	-50,941.41
TOTAL CHARGES FOR BILLING PERIOD		R	61,175.05
VAT RAISED ON ITEMS AT 15%		R	9,176.26

ACCOUNT NO / REFERENCE NO

6130350734

NAME _____

BEAUFORT WEST LOCAL

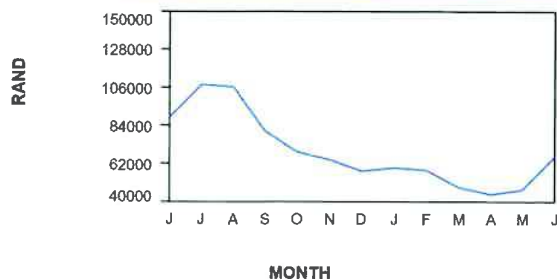
FAX NUMBER

0234148105



Quaranta

CURRENT		TOTAL DUE		R	70,351.34
70,351.31					
ARREARS					
>90 DAYS	61-90 DAYS	31-60 DAYS	16-30 DAYS		
0.00	0.00	0.03	0.00		



PAGE RUN NO	EE 57
BILL GROUP	
BILL PAGE	1 OF 2

TOTAL AMOUNT DUE

70,351.34

PAYMENT ARRANGEMENT

INSTALMENT

0.04

ARREARS

0.0%

DUE DATE

2025-07-22

AMOUNT PAID

LATE PAYMENT CHARGES WILL BE
ADDED TO OVERDUE ACCOUNT

Tel: 023 414 8100
Fax: 023 414 8105
Email: treasury@beaufortwestmun.co.za
Website: www.beaufortwestmun.co.za
Municipality VAT No: 40000845388



Invoice Number	SP25/6/00021322/2024-2025	Vendor Name	ESKOM-7044326000
Invoice Date	22/06/2025	Vendor Number	SCM/2207
		Company Type	

[illegible]

Page 1 of 1

22/07/2025

due 22.07.25



MUNISIPALITEIT / MUNICIPALITY
BEAUFORT-WES/BEAUFORT WEST/BHOBHOFULO
Kantoor van die Munisipale Bestuurder / Office of the Municipal Manager

MAGTIGING VIR BETALING (TOT R200 000.00)

Hiermee verleen ek **LUZUKO NQOTOLA** Direkteur Infrastruktuur,

goedkeuring vir die betaling van R

aan:

GOEDKEUR	<input checked="" type="checkbox"/>
NIE GOEDGEKEUR	<input type="checkbox"/>

L. NQOTOLA

DIREKTEUR: INFRASTRUKTUUR

AUTHORISATION FOR PAYMENT (UP TO R200 000.00)

I, **LUZUKO NQOTOLA** Director Infrastructure,

hereby approve the payment of R. 915 334.22

to Eskom # 7044326000 NT Town, Nelspoort

L. NQOTOLA

DIRECTOR: INFRASTRUCTURE

APPROVED	<input checked="" type="checkbox"/>
DISAPPROVED	<input type="checkbox"/>

ESKOM HOLDINGS SOC LTD REG NO 2002/015527/30
VAT REG NO 4740101508

CONTACT CENTRE: (0860) 037566Shareca
FAX NO: 0862 437 566
E-MAIL: NorthernCape@eskom.co.za
WEB: WWW.ESKOM.CO.ZA

BEAUFORT WEST LOCAL MUNICIPALITY
PRIVATE BAG X582
BEAUFORT WEST
6970

YOUR ACCOUNT NO	7044326000
SECURITY HELD	41000.00
BILLING DATE	2025-06-22
TAX INVOICE NO	704059683194
ACCOUNT MONTH	JUNE 2025
CURRENT DUE DATE	2025-07-22
VAT REG NO	4000846388

CUSTOMER SELF SERVICE WEBSITE
<https://csonline.co.za>

WESTERN REGION
PO BOX 377 Bellville 7535

DIRECT DEPOSIT DETAIL

BANK: ABSA
BRANCH CODE: 334110
BANK ACC NO: 340167436

TAX INVOICE

E-MAIL: eskomaccounts@beaufortwestmun.co.za

ACCOUNT NO / REFERENCE NO


7044326000

NAME

BEAUFORT WEST LOCAL

FAX NUMBER

0234148105

 7100 10 0010

27215700170443260002



>>>>>>> 9207 2704 4326 0005



TOTAL AMOUNT DUE

95,334.22

PAYMENT ARRANGEMENT

INSTALMENT

0.00

ARREARS

0.00

DUE DATE

2025-07-22

AMOUNT PAID

**LATE PAYMENT CHARGES WILL BE
ADDED TO OVERDUE ACCOUNT**

ACCOUNT TRANSACTION SUMMARY


ADMINISTRATION CHARGE		R	1,776.92
DIST. NETWORK CAPACITY CHARGE		R	4,062.00
NETWORK DEMAND CHARGE (C/KWH) (ALL)		R	12,176.68
ANCILLARY SERVICE (ALL)		R	187.51
ENERGY CHARGE (STD)	22,867.00	R	34,796.95
DEMAND CHARGE	57.22	R	26,065.44
SERVICE CHARGE		R	3,833.77

TOTAL CHARGES FOR BILLING PERIOD

R **82,899.27**

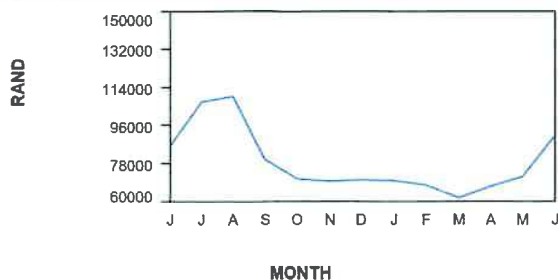
ACCOUNT SUMMARY FOR JUNE 2025

BALANCE BROUGHT FORWARD	(Due Date 2025-06-21)	R	75,493.15
PAYMENT(S) RECEIVED	ACB Payment - 2025-06-20	R	-75,493.10
TOTAL CHARGES FOR BILLING PERIOD		R	82,899.27
VAT RAISED ON ITEMS AT 15%		R	12,434.90



Handwritten signature

CURRENT		TOTAL DUE		R	95,334.22
95,334.17					
ARREARS					
>90 DAYS	61-90 DAYS		31-60 DAYS		16-30 DAYS
0.00	0.00		0.05		0.00



PAGE RUN NO	EE 87
BILL GROUP	
BILL PAGE	1 OF 2



Sundry Invoice Detail

Vendor Name	ESKOM-524579356
Vendor Number	SCM/2205
Company Type	

Invoice Number	SPI27/6/00021435/2024-2025
Invoice Date	25/06/2025

[illegible]

25/07/2020

Approval for Payment signed by CFO

due 26.07.25.



MUNISIPALITEIT / MUNICIPALITY
BEAUFORT-WES/BEAUFORT WEST/BHOBHOFULO
Kantoor van die Munisipale Bestuurder / Office of the Municipal Manager

MAGTIGING VIR BETALING (TOT R200 000.00)

Hiermee verleen ek **LUZUKO NQOTOLA** Direkteur Infrastruktuur,

goedkeuring vir die betaling van R

aan:

GOEDKEUR	<input checked="" type="checkbox"/>
NIE GOEDGEKEUR	<input type="checkbox"/>

L. NQOTOLA

DIREKTEUR: INFRASTRUKTUUR

AUTHORISATION FOR PAYMENT (UP TO R200 000.00)

I, **LUZUKO NQOTOLA** Director Infrastructure,

hereby approve the payment of R. 92938-95

to Eskom: SA 45794356

L. NQOTOLA

DIRECTOR: INFRASTRUCTURE

APPROVED	<input checked="" type="checkbox"/>
DISAPPROVED	<input type="checkbox"/>

ESKOM HOLDINGS SOC LTD REG NO 2002/015527/30
VAT REG NO 4740101508

CONTACT CENTRE: (0860) 037566Shareca
FAX NO: 0862 437 566
E-MAIL: NorthernCape@eskom.co.za
WEB: WWW.ESKOM.CO.ZA

BEAUFORT WEST LOCAL MUNICIPALITY
PRIVATE BAG X582
BEAUFORT WEST
6970

YOUR ACCOUNT NO	5245794356
SECURITY HELD	34700.01
BILLING DATE	2025-06-25
TAX INVOICE NO	524267027958
ACCOUNT MONTH	JUNE 2025
CURRENT DUE DATE	2025-07-25
VAT REG NO	4000846388

CUSTOMER SELF SERVICE WEBSITE
<https://csonline.co.za>

WESTERN REGION
PO BOX 377 Bellville 7535

DIRECT DEPOSIT DETAIL

BANK: ABSA
BRANCH CODE: 334110
BANK ACC NO: 340167436

TAX INVOICE

E-MAIL: eskomaccounts@beaufortwestmun.co.za

ACCOUNT NO / REFERENCE NO

5245794356

NAME

BEAUFORT WEST LOCAL

FAX NUMBER

0234148105

7100 10 0010

ACCOUNT TRANSACTION SUMMARY

ADMINISTRATION CHARGE		R	1,776.92
DIST. NETWORK CAPACITY CHARGE		R	5,416.00
NETWORK DEMAND CHARGE (C/KWH) (ALL)		R	11,194.75
ANCILLARY SERVICE (ALL)		R	172.39
ENERGY CHARGE (STD)	21,023.00	R	32,639.60
DEMAND CHARGE	56.60	R	25,783.02
SERVICE CHARGE		R	3,833.77

TOTAL CHARGES FOR BILLING PERIOD

R 80,816.45

ACCOUNT SUMMARY FOR JUNE 2025

BALANCE BROUGHT FORWARD	(Due Date 2025-06-27)	R	42,728.81
PAYMENT(S) RECEIVED	ACB Payment - 2025-06-23	R	-42,728.78
TOTAL CHARGES FOR BILLING PERIOD		R	80,816.45
VAT RAISED ON ITEMS AT 15%		R	12,122.47



Signature

27215700152457943566



9207 2524 5794 3569



TOTAL AMOUNT DUE

92,938.95

PAYMENT ARRANGEMENT

INSTALMENT

0.00

ARREARS

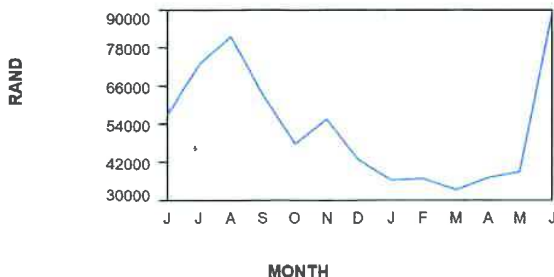
0.00

DUE DATE

2025-07-25

AMOUNT PAID

LATE PAYMENT CHARGES WILL BE
ADDED TO OVERDUE ACCOUNT



PAGE RUN NO	EE 24
BILL GROUP	
BILL PAGE	1 OF 2

Approval for Payment signed by CFO



Private Bag 582
Beaufort West
Beaufort West - 6970

Tel: 023 414 8100
Fax: 023 414 8105
Email: treasury@beaufortwestmun.co.za
Website: www.beaufortwestmun.co.za
Municipality VAT No.: 4000846388

Sundry Invoice Detail

Invoice Number	SP13/7/00021494/2024-2025	Vendor Name	ESKOM-5395201346
Invoice Date	02/07/2025	Vendor Number	SCM/2203
		Company Type	

Vendor Invoice Number	Project Name	Project Item	Plan Item ID	Purchase Item	Quantity	Unit Price	Invoice Amount (Excl. VAT)	VAT	Invoice Amount (Incl. VAT)
INV539984760499	8030 - Electricity Programme	ESKOM	161242	elektries/5395201346	1.0000	R 11 197 930.45	R 11 197 930.45	R 1 679 689.57	R 12 877 620.02
	Administration Project	IE0200100100000000000000000000000000000000							
Total Amount							R 11 197 930.45	R 1 679 689.57	R 12 877 620.02

Print Date: 03/07/2025 10:20 AM

User: Desierie Melani

Page 1 of 1

1/07/2023

BEAUFORT WEST LOCAL MUNICIPALITY
ATT CHIEF FINANCIAL OFFICER
PRIVATE BAG X582
BEAUFORT WEST
6970

YOUR ACCOUNT NO	5395201346
BILLING DATE	2025-07-02
TAX INVOICE NO	539984760499
ACCOUNT MONTH	JUNE 2025
CURRENT DUE DATE	2025-08-01
VAT REG NO	4000846388
NOTIFIED MAX DEMAND	20,000.00
UTILISED CAPACITY	20,000.00

CONSUMPTION DETAILS (2025-06-01 - 2025-06-30)

ENERGY CONSUMPTION OFF PEAK kWh	1,683,453.04
ENERGY CONSUMPTION STD kWh	1,625,859.62
ENERGY CONSUMPTION PEAK kWh	724,011.98
ENERGY CONSUMPTION ALL kWh	4,033,324.64
DEMAND CONSUMPTION - OFF PEAK	8,021.16
DEMAND CONSUMPTION - STD	8,214.62
DEMAND CONSUMPTION - PEAK	9,072.38
DEMAND READING - kW/KVA	9,072.38
REACTIVE ENERGY - OFF PEAK	160,991.07
REACTIVE ENERGY - STD	239,174.70
REACTIVE ENERGY - PEAK	92,645.49
LOAD FACTOR	62.00

PREMISE ID NUMBER

5395201216

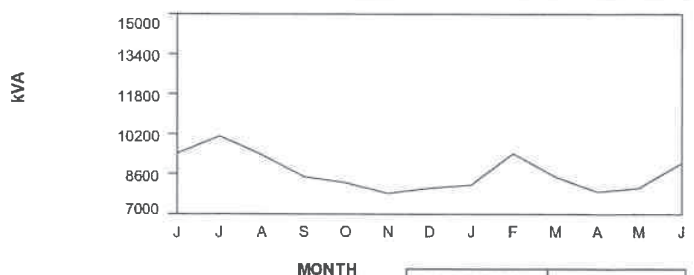
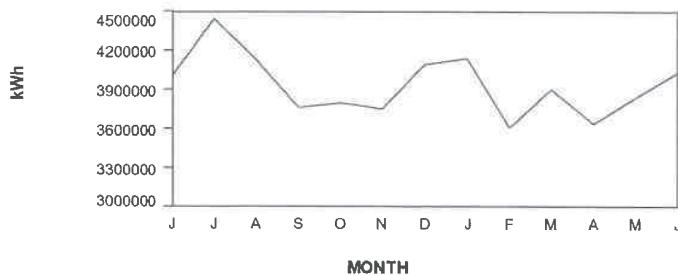
TARIFF NAME: Megaflex

BEAUFORT WES MUNIC 1/3210 REMOTE DROERIVIER

Administration Charge @ R181.34 per day for 30 days	R	5,440.20
TX Network Capacity Charge 20,000 kVa @ R15.94 : = R15.94/kVa	R	318,800.00
Network Capacity Charge 20,000 kVa @ R11.55 : = R11.55/kVa	R	231,000.00
Network Demand Charge 9,072.38 kVa @ R21.37 : = R21.37 /kVa	R	193,876.76
Urban Low Voltage Subsidy 20,000 kVa @ R28.29 : = R28.29/kVa	R	565,800.00
Ancillary Service Charge 4,033,325 kWh @ R0.0073 /kWh	R	29,443.27
High Season Peak Energy Charge 724,012 kWh @ R6.165 /kWh	R	4,463,533.98
High Season Off Peak Energy Charge 1,683,453 kWh @ R1.0138 /kWh	R	1,706,684.65
High Season Standard Energy Charge 1,625,860 kWh @ R1.8672 /kWh	R	3,035,805.79
Electrification and Rural Subsidy 4,033,325 kWh @ R0.1567 /kWh	R	632,022.03
High Season Reactive energy Charge 0 kvarh @ R0.283 /kvarh	R	0.00
Standard Connection Charge R3,454.17	R	3,454.17

SERVICE CHARGE	R	12,069.60
----------------	---	-----------

TOTAL CHARGES	R	11,197,930.45
----------------------	---	----------------------



PAGE RUN NO	EE 32
BILL GROUP	
BILL PAGE	2 OF 2

BILL PAYMENTS OPTIONS



Debit Order

- Avoid queues, late payments, the risk of your service being disconnected and the possibility of having to pay interest.
- Should you choose to pay your account by debit order, please contact the Contact Centre on the number or address given on the front of this bill.
- You set a limit on your Debit Order, so that you can keep control.
- Should your Debit Order details change, please contact the Contact Centre on the number or address given on the front of this bill.



Direct Deposits

- Make direct deposits or transfers at bank counters and ATM's.
- Eskom's banking details may be found on the front of this bill.
- Ensure that your Eskom account number is used as a reference for the Direct Deposit.



Collection Agencies

Pay your bill at:

- Any Pick n Pay store, Hypermarkets, Family stores, Spar or any other retail outlet that provides EasyPay and Pay@ services.
- Shoprite/Checkers Money Market Kiosks and Foodworld stores.
- Take note that SAPO branches are utilized for payments by one of our main Agents
- Take your bill with you when making a payment through one of our Agencies.
- Please note that certain restrictions apply to the form of payments that may be tendered. (i.e. cash, cheques or credit cards, depending on the particular agency).



Internet Payments

Internet Payments can be made:

- Through your own Bank's web site (contact your bank for more information).
- Through the collection agent's web site.
- Ensure that your Eskom account number is used in the reference field at all times.



Telephonic Payments

- Use your banks phone-in services to transfer payments to Eskom from your Bank account (contact your Bank for more information).
- Credit card payments can be made by calling the Eskom Contact Centre number given on the front of this bill.



Multiple Account Payments

- If multiple payments are made to one account, please send a breakdown of each account together with amounts to the Contact Centre shown on the front of this bill. To prevent interest accruing, or disconnections on these accounts, schedules should be sent immediately.



Postal Payments (No post-dated cheques will be accepted)

- Cheques, made payable to Eskom Holding SOC Ltd and marked "Not Transferable" between two parallel lines, can be mailed to the postal address shown on the front of this bill. Eskom does not support this channel and may charge for this channel of payment.
- For your own security, cash and cash cheques should not be sent through the post.
- Eskom will not be responsible for any loss sustained.

BILL DELIVERY OPTIONS



- Accounts can be emailed directly to your email address in a secure 128 bit encrypted format.
- The electronic bill complies with SARS regulations
- To make use of this facility send an email to customerservices@eskom.co.za stating your account number and required email address.
- Please note once the email option is selected you will no longer receive a printed copy of your bill.
- For small power users the bill is available on request in the official language of your choice.

ACCOUNT NUMBER

NAME

POSTAL ADDRESS

POSTAL CODE

TELEPHONE NUMBER (BUS)

TELEPHONE NUMBER (HOME)

TELEPHONE NUMBER (CELL)

E-MAIL ADDRESS

FAX NUMBER

GENERAL ACCOUNT INFORMATION

Conditions

- Electricity services are supplied, and this bill is rendered, in terms of Eskom's conditions of contract, as amended from time to time.

Auto Increase in Debit Order Limit

- As a service, Debit Order limits will be increased by the average rate increase as announced by Eskom.

- **Small power supplies;** in effecting payment pursuant to this invoice, I specifically agree that Eskom's Standard Prices (as amended and approved by the NERSA) and its Standard Conditions of Supply for Small Power users shall apply. Copies of the said documents are available on request from Eskom's Contact Centres. Any objection to the above shall be lodged with Eskom within 14 days of receipt of this invoice, which may result in Eskom terminating the supply.

VAT Registration Number

- While we endeavour to ensure the information supplied is updated, Eskom Holdings Ltd accepts no responsibility for any incorrect VAT registration number of a CUSTOMER appearing on the invoice. Please advise Eskom of any change in your VAT registration number.

Payment of Accounts

- Due Date means the date the electricity account is deemed to be received by the customer as provided for in the electricity supply agreement
- Final Payment Date means the date by when the customer's payment of the full invoiced amount must be reflected in Eskom's bank account, failing which interest will be charged, from the Due Date to the date of payment, on the outstanding amount.
- Accounts are due and payable when rendered. The due date on the account is in respect of the current month's electricity consumption.
- Estimated readings will be automatically adjusted after the next actual meter reading.
- Payments may not be deferred.
- If going away, please pay in advance to cover any accounts which may become due in your absence.
- If there is a delay in the receipt of your account, please pay an average amount based on your last account and advise Eskom accordingly.
- All payments that are more than R3 500 per account per month made by either a credit card, debit card or cash will attract a bank fee charge recovery which will be debited to your next bill of account.

Late Payments, Non Payments & Disconnection

- Interest is payable on overdue accounts.
- Eskom is entitled to disconnect supply for non-payment.
- In the event of a disconnection and in addition to the repayment of all outstanding amounts due, a disconnection/visit fee and additional deposit will become payable.
- Meter tampering is a criminal offence, punishable by law. In addition, charges associated with damage to Eskom property will be for your account.
- Your agreement may not be taken over by a 3rd party. You are legally liable for all charges reflected on this bill.

Accounts Handed Over for Collection

- Eskom has contracted to National Debt Collectors for accounts handed over.
- All payments for accounts handed over are still payable to Eskom.
- Should the customer pay the debt collector directly and not into Eskom's account, then Eskom will not be held liable.

PLEASE ADVISE ESKOM IF ANY OF YOUR DETAILS CHANGE OR ARE INCORRECTLY REFLECTED ON THIS BILL. PLEASE PHONE, E-MAIL, FAX OR MAIL THE INFORMATION TO US. DETAILS ON FRONT OF BILL. USE TEAR OFF SLIP ALONGSIDE.

THE INFORMATION AS STATED ABOVE IS AVAILABLE, ON REQUEST, IN THE OFFICIAL LANGUAGE OF YOUR CHOICE.

Approval for Payment signed by CFO

JUNE 2025

IL0010060080030000000000000000000000

Liabilities:Current Liabilities:Trade and Other Payable Exchange Transactions:Electricity Bulk Purchase:Withdrawals

Approval for Payment signed by CFO



Private Bag 582
Beaufort West
Beaufort West - 6970

Tel: 023 414 8100
Fax: 023 414 8105
Email: treasury@beaufortwestmun.co.za
Website: www.beaufortwestmun.co.za
Municipality VAT No:- 4000846388

Payment Instruction Detail

PAYMENT DETAILS							Status - Awaiting Payment Approval		
Payment Instruction Number	Payment Instruction Date	Payment Id	Payment Type	Doc Number	Transaction Type	Cashbook	Payment Due Date	Total Payment Amount	Outstanding Payment Amount
PT06/03/00039861/2024-2025	03/06/2025	39861	Normal	15/22137	Exp - Direct Payment EFT	Nedbank 2025	04/06/2025	R 7 533 908.91	R 7 533 908.91

VENDOR DETAILS				Payment Reference	
Vendor Name	Vendor Number	Bank	Account Number	Account Type	
ESKOM-5395201346	SCM/2203	ABSA BANK LIMITED	340167430	Cheque/Current Account	ESKOM-5395201346

INVOICE DETAILS						Invoice Amount (Incl. VAT)	VAT	Invoice Amount (Incl. VAT)	Reason for Late Payment
Invoice Number	Vendor / Creditor Invoice Number	Vendor Invoice Date	Goods / Service Description	Invoice Amount (excl. VAT)					
SP112/5/00020789/2024-2025	INV539746601590	05/05/2025	Electricity Programme_Electricity Administration Project / ESKOM / elekttries/5395201346	R 6 551 225.14		R 982 683.77		R 7 533 908.91	



Private Bag 582
Beaufort West
Beaufort West - 6970

Tel: 023 414 8100
Fax: 023 414 8105
Email: treasury@beaufortwestmun.co.za
Website: www.beaufortwestmun.co.za
Municipality VAT No:- 4000846388

Payment Instruction Detail

PAYMENT DETAILS					Status - Awaiting Payment Approval				
Payment Instruction Number	Payment Instruction Date	Payment Id	Payment Type	Doc Number	Transaction Type	Cashbook	Payment Due Date	Total Payment Amount	Outstanding Payment Amount
PI06/02/00039859/2024-2025	02/06/2025	39859	Normal	15/22135	Exp - Direct Payment EFT	Nedbank 2025	04/06/2025	R 7 533 966.61	R 7 533 966.61

VENDOR DETAILS					Payment Reference	
Vendor Name	Vendor Number	Bank	Account Number	Branch Code	Account Type	
ESKOM-5395201346	SCW/2203	ABSA BANK LIMITED	340167430	632005	Cheque/Current Account	ESKOM-5395201346

INVOICE DETAILS					Reason for Late Payment		
Invoice Number	Vendor / Creditor Invoice Number	Vendor Invoice Date	Goods / Service Description	Invoice Amount (excl. VAT)	VAT	Invoice Amount (Incl. VAT)	
INV539746601590	INV539746601590	12/05/2025	Payables And Accruals	R 57.70	R 0.00	R 57.70	
SPI12/5/00020789/2024-2025	INV539746601590	05/05/2025	Electricity Programme_Electricity Administration Project / ESKOM / elektries/5395201346	R 6 551 225.14	R 982 683.77	R 7 533 908.91	



Vendor Name	ESKOM-5395201346
Vendor Number	SCM/2203
Company Type	

ESKOM-5395201346
SCM/2203

Total Amount

04/08/2025
Pend 57,70

ESKOM HOLDINGS SOC LTD REG NO 2002/015527/30
VAT REG NO 4740101508

CONTACT CENTRE: (0860) 037566Shareca
FAX NO: 0862 437 566
E-MAIL: NorthernCape@eskom.co.za
WEB: WWW.ESKOM.CO.ZA

BEAUFORT WEST LOCAL MUNICIPALITY
ATT CHIEF FINANCIAL OFFICER
PRIVATE BAG X582
BEAUFORT WEST
6970

YOUR ACCOUNT NO	5395201346
SECURITY HELD	0.01
BILLING DATE	2025-05-05
TAX INVOICE NO	539746601590
ACCOUNT MONTH	APRIL 2025
CURRENT DUE DATE	2025-06-04
VAT REG NO	4000846388

CUSTOMER SELF SERVICE WEBSITE
<https://csonline.co.za>

WESTERN REGION
PO BOX 377 Bellville 7535

TAX INVOICE

E-MAIL: eskomaccounts@beaufortwestmun.co.za

ACCOUNT TRANSACTION SUMMARY

RCC / SCC CONNECTION CHARGE		R	3,478.53
ADMINISTRATION CHARGE		R	5,440.20
TRANSMISSION NETWORK CAPACITY		R	318,800.00
DIST. NETWORK CAPACITY CHARGE		R	231,000.00
NETWORK DEMAND CHARGE		R	168,924.93
URBAN LOW VOLTAGE SUBSIDY		R	565,800.00
ANCILLARY SERVICE (ALL)		R	26,566.36
ENERGY CHARGE (STD)	1,464,089.00	R	2,025,713.54
ENERGY CHARGE (PEAK)	630,666.00	R	1,267,890.93
ENERGY CHARGE (OFF)	1,544,472.00	R	1,355,274.18
ELECTRIFICATION AND RURAL SUBS (ALL)		R	570,266.87
SERVICE CHARGE		R	12,069.60

TOTAL CHARGES FOR BILLING PERIOD

R	6.551.225.14
---	--------------

ACCOUNT SUMMARY FOR APRIL 2025

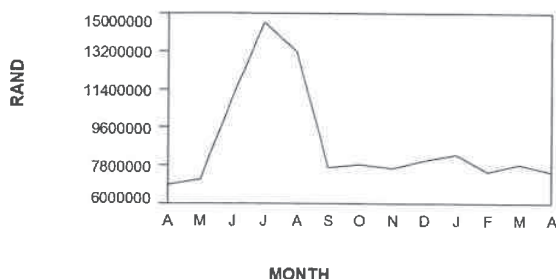
BALANCE BROUGHT FORWARD	(Due Date 2025-05-02)	R	90,982,397.25
PAYMENT(S) RECEIVED	Cash - 2025-04-01	R	-7,529,991.71
PAYMENT(S) RECEIVED	Cash - 2025-04-30	R	-7,892,688.98
TOTAL CHARGES FOR BILLING PERIOD		R	6,551,225.14
ADJUSTMENT	Reversal of interest charged	R	-59,777.81
ADJUSTMENT	Interest on overdue account	R	57.70
ADJUSTMENT	BALANCE TRANSFER - to/from account 5395201346	R	47,642.18
ADJUSTMENT	BALANCE TRANSFER - to/from account 5395201346	R	-47,642.18
VAT RAISED ON ITEMS AT 14%		R	0.00
VAT RAISED ON ITEMS AT 15%		R	982,683.70



CURRENT			
7,581,608.79	TOTAL DUE	R	83,033,905.36

ARREARS			
>90 DAYS	61-90 DAYS	31-60 DAYS	16-30 DAYS
60,029,615.88	7,529,991.71	7,892,688.98	0.00

Total outstanding debt must be settled immediately, subject to disconnection without further notice



PAGE RUN NO	EE 62
BILL GROUP	
BILL PAGE	1 OF 2

ACCOUNT NO / REFERENCE NO

5395201346
NAME
BEAUFORT WEST LOCAL
FAX NUMBER
0234148105



27215700153952013467



>>>>>> 9207 2539 5201 3460



easy pay

TOTAL AMOUNT DUE

83,033,905,36

PAYMENT ARRANGEMENT

INSTALMENT		
		0.00
ARREARS	(Due Immediately)	
		75,452,296.5
DUE DATE	(For Current Amount)	
2025-06-04		
AMOUNT PAID		

**LATE PAYMENT CHARGES WILL BE
ADDED TO OVERDUE ACCOUNT**

BEAUFORT WEST LOCAL MUNICIPALITY
ATT CHIEF FINANCIAL OFFICER
PRIVATE BAG X582
BEAUFORT WEST
6970

YOUR ACCOUNT NO	5395201346
BILLING DATE	2025-05-05
TAX INVOICE NO	539746601590
ACCOUNT MONTH	APRIL 2025
CURRENT DUE DATE	2025-06-04
VAT REG NO	4000846388
NOTIFIED MAX DEMAND	20,000.00
UTILISED CAPACITY	20,000.00

CONSUMPTION DETAILS (2025-04-01 - 2025-04-30)

ENERGY CONSUMPTION OFF PEAK kWh	1,544,471.69
ENERGY CONSUMPTION STD kWh	1,464,089.18
ENERGY CONSUMPTION PEAK kWh	630,666.03
ENERGY CONSUMPTION ALL kWh	3,639,226.90
DEMAND CONSUMPTION - OFF PEAK	7,198.70
DEMAND CONSUMPTION - STD	7,533.37
DEMAND CONSUMPTION - PEAK	7,904.76
DEMAND READING - kW/KVA	7,904.76
ACTIVE ENERGY - OFF PEAK	302,298.06
REACTIVE ENERGY - STD	328,944.35
REACTIVE ENERGY - PEAK	117,525.28
LOAD FACTOR	65.00

PREMISE ID NUMBER

5395201216

TARIFF NAME: Megaflex

BEAUFORT WES MUNIC 1/3210 REMOTE DROERIVIER

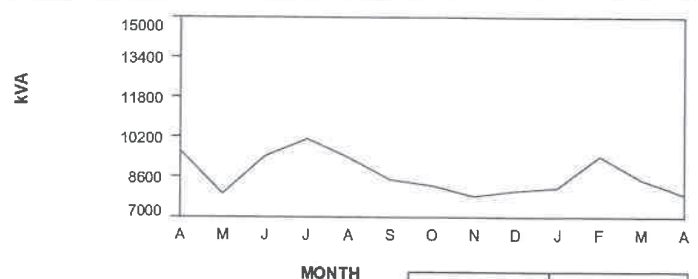
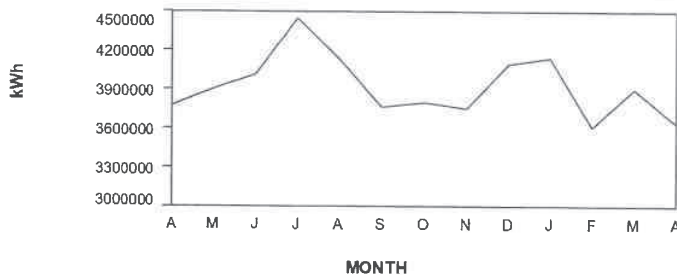
Administration Charge @ R181.34 per day for 30 days	R	5,440.20
TX Network Capacity Charge 20,000 kVA @ R15.94 : = R15.94/kVA	R	318,800.00
Network Capacity Charge 20,000 kVA @ R11.55 : = R11.55/kVA	R	231,000.00
Network Demand Charge 7,904.77 kVA @ R21.37 : = R21.37 /kVA	R	168,924.93
Urban Low Voltage Subsidy 20,000 kVA @ R28.29 : = R28.29/kVA	R	565,800.00
Ancillary Service Charge 3,639,227 kWh @ R0.0073 /kWh	R	26,566.36
Low Season Standard Energy Charge 1,464,089 kWh @ R1.3836 /kWh	R	2,025,713.54
Low Season Peak Energy Charge 630,666 kWh @ R2.0104 /kWh	R	1,267,890.93
Low Season Off Peak Energy Charge 1,544,472 kWh @ R0.8775 /kWh	R	1,355,274.18
Electrification and Rural Subsidy 3,639,227 kWh @ R0.1567 /kWh	R	570,266.87
Standard Connection Charge R3,478.53	R	3,478.53

SERVICE CHARGE

R 12,069.60

TOTAL CHARGES

R 6,551,225.14



PAGE RUN NO	EE 63
BILL GROUP	
BILL PAGE	2 OF 2

BILL PAYMENTS OPTIONS



Debit Order

- Avoid queues, late payments, the risk of your service being disconnected and the possibility of having to pay interest.
- Should you choose to pay your account by debit order, please contact the Contact Centre on the number or address given on the front of this bill.
- You set a limit on your Debit Order, so that you can keep control.
- Should your Debit Order details change, please contact the Contact Centre on the number or address given on the front of this bill.



Direct Deposits

- Make direct deposits or transfers at bank counters and ATM's.
- Eskom's banking details may be found on the front of this bill.
- Ensure that your Eskom account number is used as a reference for the Direct Deposit.



Collection Agencies

Pay your bill at:

- Any Pick n Pay store, Hypermarkets, Family stores, Spar or any other retail outlet that provides EasyPay and Pay@ services.
- Shoprite/Checkers Money Market Kiosks and Foodworld stores.
- Take note that SAPO branches are utilized for payments by one of our main Agents
- Take your bill with you when making a payment through one of our Agencies.
- Please note that certain restrictions apply to the form of payments that may be tendered. (i.e. cash, cheques or credit cards, depending on the particular agency).



Internet Payments

Internet Payments can be made:

- Through your own Bank's web site (contact your bank for more information).
- Through the collection agent's web site.
- Ensure that your Eskom account number is used in the reference field at all times.



Telephonic Payments

- Use your banks phone-in services to transfer payments to Eskom from your Bank account (contact your Bank for more information).
- Credit card payments can be made by calling the Eskom Contact Centre number given on the front of this bill.



Multiple Account Payments

- If multiple payments are made to one account, please send a breakdown of each account together with amounts to the Contact Centre shown on the front of this bill. To prevent interest accruing, or disconnections on these accounts, schedules should be sent immediately.



Postal Payments (No post-dated cheques will be accepted)

- Cheques, made payable to Eskom Holding SOC Ltd and marked "Not Transferable" between two parallel lines, can be mailed to the postal address shown on the front of this bill. Eskom does not support this channel and may charge for this channel of payment.
- For your own security, cash and cash cheques should not be sent through the post.
- Eskom will not be responsible for any loss sustained.

BILL DELIVERY OPTIONS



- Accounts can be emailed directly to your email address in a secure 128 bit encrypted format.
- The electronic bill complies with SARS regulations
- To make use of this facility send an email to customerservices@eskom.co.za stating your account number and required email address.
- Please note once the email option is selected you will no longer receive a printed copy of your bill.
- For small power users the bill is available on request in the official language of your choice.

ACCOUNT NUMBER

NAME

POSTAL ADDRESS

POSTAL CODE

TELEPHONE NUMBER (BUS)

TELEPHONE NUMBER (HOME)

TELEPHONE NUMBER (CELL)

E-MAIL ADDRESS

FAX NUMBER

GENERAL ACCOUNT INFORMATION

Conditions

- Electricity services are supplied, and this bill is rendered, in terms of Eskom's conditions of contract, as amended from time to time.

Auto Increase in Debit Order Limit

- As a service, Debit Order limits will be increased by the average rate increase as announced by Eskom.

- **Small power supplies:** in effecting payment pursuant to this invoice, I specifically agree that Eskom's Standard Prices (as amended and approved by the NERSA) and its Standard Conditions of Supply for Small Power users shall apply. Copies of the said documents are available on request from Eskom's Contact Centres. Any objection to the above shall be lodged with Eskom within 14 days of receipt of this invoice, which may result in Eskom terminating the supply.

VAT Registration Number

- While we endeavour to ensure the information supplied is updated, Eskom Holdings Ltd accepts no responsibility for any incorrect VAT registration number of a CUSTOMER appearing on the invoice. Please advise Eskom of any change in your VAT registration number.

Payment of Accounts

- Due Date means the date the electricity account is deemed to be received by the customer as provided for in the electricity supply agreement
- Final Payment Date means the date by when the customer's payment of the full invoiced amount must be reflected in Eskom's bank account, failing which interest will be charged, from the Due Date to the date of payment, on the outstanding amount.
- Accounts are due and payable when rendered. The due date on the account is in respect of the current month's electricity consumption.
- Estimated readings will be automatically adjusted after the next actual meter reading.
- Payments may not be deferred.
- If going away, please pay in advance to cover any accounts which may become due in your absence.
- If there is a delay in the receipt of your account, please pay an average amount based on your last account and advise Eskom accordingly.
- All payments that are more than R3 500 per account per month made by either a credit card, debit card or cash will attract a bank fee charge recovery which will be debited to your next bill of account.

Late Payments, Non Payments & Disconnection

- Interest is payable on overdue accounts.
- Eskom is entitled to disconnect supply for non-payment.
- In the event of a disconnection and in addition to the repayment of all outstanding amounts due, a disconnection/visit fee and additional deposit will become payable.
- Meter tampering is a criminal offence, punishable by law. In addition, charges associated with damage to Eskom property will be for your account.
- Your agreement may not be taken over by a 3rd party. You are legally liable for all charges reflected on this bill.

Accounts Handed Over for Collection

- Eskom has contracted to National Debt Collectors for accounts handed over.
- All payments for accounts handed over are still payable to Eskom.
- Should the customer pay the debt collector directly and not into Eskom's account, then Eskom will not be held liable.

PLEASE ADVISE ESKOM IF ANY OF YOUR DETAILS CHANGE OR ARE INCORRECTLY REFLECTED ON THIS BILL. PLEASE PHONE, E-MAIL, FAX OR MAIL THE INFORMATION TO US. DETAILS ON FRONT OF BILL. USE TEAR OFF SLIP ALONGSIDE.

THE INFORMATION AS STATED ABOVE IS AVAILABLE, ON REQUEST, IN THE OFFICIAL LANGUAGE OF YOUR CHOICE.

Date: 04/06/2025 Time: 11:26:52 AM

Profile name:	BEAUFORT WEST MUNICIPALITY
Batch reference number:	2109392992
Payment reference number:	000000005259676632
Payment date:	03/06/2025
Payment capture date:	03/06/2025
Payment authorise date and time:	03/06/2025 08:28:46 AM
From account name:	*BEAUFORT WEST MUNICIPALITY
From account description:	*BEAUFORT WEST MUNICIPALITY
From account statement description:	15/22137*ESKOM-53952
Beneficiary account number:	340167430
Beneficiary/ Recipient name:	ESKOM-5395201346
Beneficiary statement description:	5395201346
Branch code:	632005
Amount:	7,533,908.91
Real-time:	No

Additional comments by payer:

View your account to **confirm that you have received this payment.**

- All payments are subject to clearing rules.

Please refer to landing page for cut off times and telephone numbers.

2

DEPARTEMENT: FINANSIËLE DIENSTE / DEPARTMENT: FINANCIAL SERVICES
ELEKTRONIESE BETALING / ELECTRONIC PAYMENT(EFT)
BETALINGSADVIES / PAYMENT VOUCHER

Tel # 023 414 8100

BTW/ VAT #: 4000B 46 388

Privaatsak/Private Bag 582

E-mail: treasury@beaufortwestmun.co.za

Beaufort-Wes/West 6970

DT AAN:

Vendor Code

SCM/406

DT TO:

ESKOM

Verw. / Ref. #

Bewys / Voucher #

22189

Code

Besending/ Batch #

EE 2506

Bank

Orlette: 086 662 5576

Datum/Date

2025/06/

Noel: 086 663 4978/Elektries

[illegible]

	Pos / Vote #	Bedrag / Amount	Totaal / Total
	8030	R 11,893.96	
Totaal Debiete		R 11,893.96	
BANK	8980 2500 0000	Kt / Ct	R 11,893.96

Munisipaliteit / Municipality
 Placette Consument
06 JUN 2025
 Para Expenditure
BEAUFORT WEST

Korrek Gesertifiseer
Certified Correct

^^ Prepared By

Approval for Payment signed by CFO



Private Bag 582
Beaufort West
Beaufort West - 6970

Tel: 023 414 8100
Fax: 023 414 8105
Email: treasury@beaufortwestmun.co.za
Website: www.beaufortwestmun.co.za
Municipality VAT No:- 4000946388

Payment Instruction Detail

PAYMENT DETAILS							Status - Awaiting Payment Approval		
Payment Instruction Number	Payment Instruction Date	Payment Id	Payment Doc Number	Payment Type	Transaction Type	Cashbook	Payment Due Date	Total Payment Amount	Outstanding Payment Amount
PI06/05/00039913/2024-2025	05/06/2025	39913	15/22189	Normal	Exp - Direct Payment EFT	Nedbank 2025	12/06/2025	R 11 893.96	R 11 893.96

VENDOR DETAILS

Vendor Name	Vendor Number	Bank	Account Number	Branch Code	Account Type	Payment Reference
ESKOM-8349427960	SCM/2208	ABSA BANK LIMITED	340167430	632005	Cheque/Current Account	ESKOM-8349427960

INVOICE DETAILS

Invoice Number	Vendor/Creditor Invoice Number	Vendor Invoice Date	Goods/Service Description	Invoice Amount (excl. VAT)	VAT	Invoice Amount (Incl. VAT)	Reason for Late Payment
SPT14/5/00020829/2024-2025	INV834076507283	13/05/2025	Electricity Programme_Electricity Administration Project / ESKOM / elektries/8349427960	R 10 342.57	R 1 551.39	R 11 893.96	

Tel: 023 414 8100
Fax: 023 414 8105
Email: treasury@beaufortwestmun.co.za
Website: www.beaufortwestmun.co.za
VAT Regi- 4000846388



Vendor Name	ESKOM-8349427960
Vendor Number	SCM/2208
Company Type	

Invoice Number	SPI14/5/00020829/2024-2025
Invoice Date	13/05/2025

[illegible]

Page 1 of 1



MUNISIPALITEIT / MUNICIPALITY
BEAUFORT-WES/BEAUFORT WEST/BHOBHOFULO
Kantoor van die Munisipale Bestuurder / Office of the Municipal Manager

MAGTIGING VIR BETALING (TOT R30 000.00)

Hiermee verleen ek D. le Roux Superintendent:
Elektrotegniese Dienste,

goedkeuring vir die betaling van R. 11 893-96

aan Eskom: 8349427960 (Nelspoort)

GOEDKEUR	<input checked="" type="checkbox"/>
NIE GOEDGEKEUR	<input type="checkbox"/>

D. LE ROUX

SUPERINTENDENT: ELEKTROTEGNIESTE DIENSTE

AUTHORISATION FOR PAYMENT (UP TO R30 000)

I Superintendent:
Electro Technical Services,

hereby approve the payment of R.

to

APPROVED	<input type="checkbox"/>
DISAPPROVED	<input type="checkbox"/>

D. LE ROUX

SUPERINTENDENT: ELECTRO TECHNICAL SERVICES

BEAUFORT WEST MUNICIPALITY
PO BOX 582
BEAUFORT WEST
6970

WESTERN REGION
PO BOX 377 Bellville 7535

CONTACT CENTRE: (0860) 037566Shareca
FAX NO: 0862 437 566
E-MAIL: NorthernCape@eskom.co.za
WEB: WWW.ESKOM.CO.ZA

CUSTOMER SELF SERVICE WEBSITE
<https://csonline.co.za>

WESTERN REGION
PO BOX 377 Bellville 7535

DIRECT DEPOSIT DETAIL

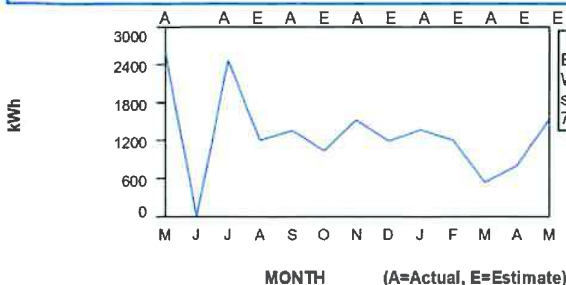
BANK: ABSA
BRANCH CODE: 334110
BANK ACC NO: 340167436

YOUR ACCOUNT NO	8349427960
SECURITY HELD	18153.89
BILLING DATE	2025-05-13
TAX INVOICE NO	834076507283
ACCOUNT MONTH	MAY 2025
CURRENT DUE DATE	2025-06-07
VAT REG NO	4000846388
NOTIFIED MAX DEMAND	100.00

TAX INVOICE

E-MAIL: eskomaccounts@beaufortwestmun.co.za

READING TYPE: ESTIMATE	READING DATES: 2025/04/02 - 2025/05/05	NO OF DAYS: 33	SEASON:
Your next estimated reading will be on 03/06/2025			
CONSUMPTION SUMMARY FOR BILLING PERIOD			
METER NUMBER	PREV. READING	CURR. READING	DIFFERENCE
3015115670695	323733.0000	325286.0000	1553.0000
TOTAL ENERGY CONSUMED FOR BILLING PERIOD (kWh)			1,553.00
PREMISE ID NUMBER	0535806907	TARIFF NAME: Landrate 1,2,3	
...LSPOORT			
Service and Administration Charge @ R46.54 per day for 33 days R 1,535.82			
Network Capacity Charge @ R139.77 per day for 33 days R 4,612.41			
Network Demand Charge 1,553 kWh @ R0.5325 /kWh R 826.97			
Ancillary service charge 1,553 kWh @ R0.0082 /kWh R 12.73			
Energy Charge 1,553 kWh @ R2.1601 /kWh R 3,354.64			
TOTAL CHARGES FOR BILLING PERIOD			R 10,342.57
ACCOUNT SUMMARY FOR MAY 2025			
BALANCE BROUGHT FORWARD (Due Date 2025-04-29) R 8,297.61			
PAYMENT(S) RECEIVED ACB Payment - 2025-04-24 R -8,297.61			
TOTAL CHARGES FOR BILLING PERIOD R 10,342.57			
VAT RAISED ON ITEMS AT 14% R 0.00			
VAT RAISED ON ITEMS AT 15% R 1,551.39			
CURRENT	TOTAL AMOUNT DUE		R 11,893.96
11,893.96			
ARREARS			
>90 DAYS	61-90 DAYS	31-60 DAYS	
0.00	0.00	0.00	




Message
Eskom will move towards quarterly meter readings from 1 April 2014. We encourage all customers who have access to their meter boxes to submit their meter reads by calling the Eskom Contact Centre 086 003 7566 or submitting it on the Eskom website

PAGE RUN NO	EE 2803
BILL GROUP	
BILL PAGE	1 OF 1

ACCOUNT NO / REFERENCE NO	8349427960
NAME	BEAUFORT WEST MUNICIPALITY
FAX NUMBER	0865020900
unipay	7100 10 0010

27215700183494279607



>>>>>>> 9207 2834 9427 9600



TOTAL AMOUNT DUE
11,893.96

PAYMENT ARRANGEMENT	
INSTALMENT	0.00
ARREARS	0.00
DUE DATE	2025-06-07
AMOUNT PAID	

LATE PAYMENT CHARGES WILL BE ADDED TO OVERDUE ACCOUNTS

Date: 06/06/2025 Time: 2:21:59 PM

Profile name:	BEAUFORT WEST MUNICIPALITY
Batch reference number:	2112380232
Payment reference number:	000000005264456363
Payment date:	06/06/2025
Payment capture date:	06/06/2025
Payment authorise date and time:	06/06/2025 10:19:29 AM
From account name:	*BEAUFORT WEST MUNICIPALITY
From account description:	*BEAUFORT WEST MUNICIPALITY
From account statement description:	15/22189*ESKOM-83494
Beneficiary account number:	340167430
Beneficiary/ Recipient name:	ESKOM-8349427960
Beneficiary statement description:	8349427960
Branch code:	632005
Amount:	11,893.96
Real-time:	No

Additional comments by payer:

View your account to **confirm that you have received this payment.**

- All payments are subject to clearing rules.

Please refer to landing page for cut off times and telephone numbers.

Profile name:BEAUFORT WEST MUNICIPALITY
Profile number:4000294773

User name:BERTHYL RUTH SIYAYA
User ID:9

Small Business Services: 0860 116 400
Business Banking: 0860 111 055

22297 P106/18/00040019.

11/06/2025

ESKOM ESKOM 5575899099

- 536,546.73



NORTH WESTERN REGION
PRIVATE BAG X16 Westville 3630

Debit order
Eskom

ESKOM HOLDINGS SOC LTD REG NO 2002/015527/30
VAT REG NO 4740101508

CONTACT CENTRE: (0860) 037566Shareca
FAX NO: 0862 437 566
E-MAIL: NorthernCape@eskom.co.za
WEB: WWW.ESKOM.CO.ZA

MUNICIPALITY BEAUFORT WEST
PRIVATE BAG X582
BEAUFORT WEST
6970

YOUR ACCOUNT NO	5575899099
SECURITY HELD	762822.59
BILLING DATE	2025-05-12
TAX INVOICE NO	557249489826
ACCOUNT MONTH	MAY 2025
CURRENT DUE DATE	2025-06-11
VAT REG NO	4000846388

CUSTOMER SELF SERVICE WEBSITE
<https://csonline.co.za>

NORTH WESTERN REGION
PRIVATE BAG X16 Westville 3630

DIRECT DEPOSIT DETAIL

BANK: First National Bank
BRANCH CODE: 223626
BANK ACC NO: 55070067316

TAX INVOICE

E-MAIL: eskomaccounts@beaufortwestmun.co.za

ACCOUNT NO / REFERENCE NO

5575899099

NAME

MUNICIPALITY BEAUFORT WEST

FAX NUMBER

0498440271

unipay 7100 10 0010

ACCOUNT TRANSACTION SUMMARY

ADMINISTRATION CHARGE	R	2,639.10
DIST. NETWORK CAPACITY CHARGE	R	31,167.00
NETWORK DEMAND CHARGE (C/KWH) (ALL)	R	104,836.02
ANCILLARY SERVICE (ALL)	R	1,844.75
ENERGY CHARGE (STD)	R	136,458.94
ENERGY CHARGE (PEAK)	R	93,936.89
ENERGY CHARGE (OFF)	R	84,908.69
SERVICE CHARGE	R	11,413.20
ROLLED ADJUSTMENTS (Summary - See attachment for details)	R	-640.22

TOTAL CHARGES FOR BILLING PERIOD

R 466,564.37

ACCOUNT SUMMARY FOR MAY 2025

BALANCE BROUGHT FORWARD (Due Date 2025-05-12)	R	538,838.75
PAYMENT(S) RECEIVED Autopay Current/Cheque Account - 2025-05-12	R	-538,838.75
TOTAL CHARGES FOR BILLING PERIOD	R	466,564.37
ADJUSTMENT AUTO PAY DISCOUNT	R	-2.00
VAT RAISED ON ITEMS AT 14%	R	0.00
VAT RAISED ON ITEMS AT 15%	R	69,984.36

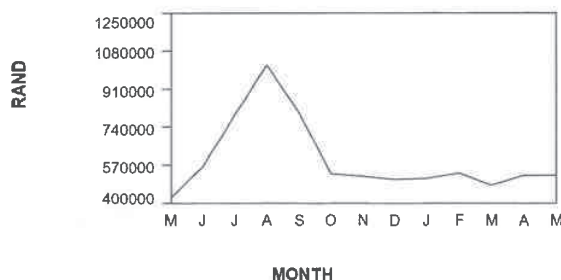


Chabed.

CURRENT	TOTAL DUE	R	536,546.73
536,546.73			

ARREARS			
>90 DAYS	61-90 DAYS	31-60 DAYS	16-30 DAYS
0.00	0.00	0.00	0.00

Your Autopay Limit is R 850000.00. Your bank account will be debited on 11-06-2025 for an amount of R 536546.73.



PAGE RUN NO	EP 6
BILL GROUP	
BILL PAGE	1 OF 3

27215700155758990996



>>>>>>> 9207 2557 5899 0999



TOTAL AMOUNT DUE

536,546.73

PAYMENT ARRANGEMENT

INSTALMENT

0.00

ARREARS

0.00

DUE DATE

2025-06-11

AMOUNT PAID

LATE PAYMENT CHARGES WILL BE
ADDED TO OVERDUE ACCOUNT

CONTACT CENTRE: (0860) 037566Shareca
FAX NO: 0862 437 566
E-MAIL: NorthernCape@eskom.co.za
WEB: WWW.ESKOM.CO.ZA

MUNICIPALITY BEAUFORT WEST
PRIVATE BAG X582
BEAUFORT WEST
6970

YOUR ACCOUNT NO	5575899099
BILLING DATE	2025-05-12
TAX INVOICE NO	557249489826
ACCOUNT MONTH	MAY 2025
CURRENT DUE DATE	2025-06-11
VAT REG NO	4000846388
NOTIFIED MAX DEMAND	900.00
UTILISED CAPACITY	900.00

REBILLED ADJUSTMENTS

R -640.22

TAX INVOICE NO. 557637609032 DATED 2025-05-12 FOR PREMISE 5575899668

CORRECTIONS

Administration Charge @ R87.97 per day for 31 days
Network Capacity Charge 900 kVA @ R34.63 :
Network Demand Charge (All Periods) 226,352 kWh @ R0.466 /kW
Ancillary Service Charge 226,352 kWh @ R0.0082 /kWh
Low Season Standard Energy Charge 91,303 kWh @ R1.4888 /kWh
Low Season Peak Energy Charge 42,181 kWh @ R2.1628 /kWh
Low Season Off Peak Energy Charge 92,868 kWh @ R0.9447 /kWh

R 456,123.57
R 2,727.07
R 31,167.00
R 105,480.03
R 1,856.09
R 135,931.91
R 91,229.07
R 87,732.40

CANCELLATIONS

Administration Charge @ R87.97 per day for 31 days
Network Capacity Charge 900 kVA @ R34.63 :
Network Demand Charge (All Periods) 226,352 kWh @ R0.466 /kW
Ancillary Service Charge 226,352 kWh @ R0.0082 /kWh
Low Season Standard Energy Charge 91,770 kWh @ R1.4888 /kWh
Low Season Peak Energy Charge 42,498 kWh @ R2.1628 /kWh
Low Season Off Peak Energy Charge 92,084 kWh @ R0.9447 /kWh

R -456,763.79
R -2,727.07
R -31,167.00
R -105,480.03
R -1,856.09
R -136,627.18
R -91,914.67
R -86,991.75



PAGE RUN NO	EP 8
BILL GROUP	
BILL PAGE	3 OF 3



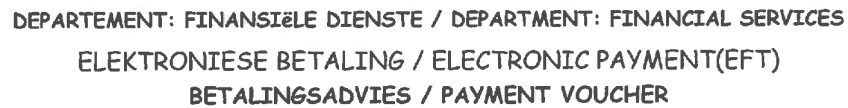
Tran-lys-nr	Datum	Beskrywing	Geld (R)	Debite (R)	Krediete (R)	Saldo (R)
		Saldo oorgabring				
	11/06/2025	ESKOM ESKOM 5575899099	2.55	536,546.73		1,186,884.67
028731	11/06/2025	EASYPAY EASYP 4610000003	2.55	369.86		1,186,514.81
	11/06/2025	NEDLNK DPRUSTD 00190137 2462			6,656.19	1,193,171.00
	11/06/2025	NEDLNK DPKWAMA 00190152 2233			1,963.00	1,195,134.00
	11/06/2025	NEDLNK DPHILLS 00190138 1652			319.21	1,195,453.21
	11/06/2025	NEDLNK DPNIEUV 00190139 1177			40.00	1,195,493.21
	12/06/2025	NEDLNK DPMAIN 00009297 2836			61,255.63	1,256,748.84
	12/06/2025	NEDLNK DPMAIN 00009298 2847			55,687.30	1,312,436.14
	12/06/2025	EASYPAY EASYP 4611000025			30,723.93	1,343,160.07
	12/06/2025	Watervliet Properties			5,689.78	1,348,849.85
	12/06/2025	000000004841			5,003.63	1,353,853.48
	12/06/2025	2605 JL Koorzen			3,956.33	1,357,809.81
	12/06/2025	NEDLNK DPRUSTD 00190137 2463			3,119.75	1,360,929.56
	12/06/2025	C00000002712			2,296.85	1,363,226.41
	12/06/2025	NEDLNK DPNIEUV 00190139 1178			1,534.00	1,364,760.41
	12/06/2025	000000005741/ 49 Bantomst			907.82	1,365,668.23
	12/06/2025	OMF Erf 308			708.99	1,366,377.22
	12/06/2025	000000005093			359.21	1,366,736.43
	12/06/2025	J Brits 19691			332.53	1,367,068.96
	12/06/2025	J Brits 18988			145.48	1,367,214.44
	12/06/2025	NEDLNK DPMURRAY00326316 495			130.00	1,367,344.44
028732	12/06/2025	NEDLNK DPNELSP000009308 3514			100.00	1,367,444.44
	12/06/2025	000000002973			112,812.48	1,480,256.92
	12/06/2025	CASHFOCUS REF 352			41,609.19	1,521,866.11
	12/06/2025	CASHFOCUS 000000001081			38,459.74	1,560,325.85
	12/06/2025	ABSA BANK rek no 19858			36,721.03	1,597,046.88
	12/06/2025	000000002194			27,626.91	1,624,673.79
	12/06/2025	000000003312			25,208.12	1,649,881.91
	12/06/2025	ABSA BANK 7250			24,923.14	1,674,805.05
	12/06/2025	019836/019837			23,488.83	1,698,293.88
	12/06/2025	000000003213			22,407.16	1,720,701.04
	12/06/2025	HJM DE JAGER TRUST			21,592.04	1,742,293.08
	12/06/2025	CASHFOCUS 000000025070			18,122.44	1,760,415.52
	12/06/2025	000000000417			17,816.83	1,778,232.35
	12/06/2025	CASHFOCUS 000000025073			17,673.01	1,795,905.36
	12/06/2025	ABSA BANK 000000020334			15,000.00	1,810,905.36
	12/06/2025	SANPARKS MAAA010350			14,506.45	1,825,411.81
	12/06/2025	CASHFOCUS REF 353			13,351.14	1,838,762.95
	12/06/2025	00000002849			12,490.43	1,851,253.38
	12/06/2025	000000002195			12,245.86	1,863,499.24
	12/06/2025	00003137			11,087.73	1,874,586.97
028733	12/06/2025	ABSA BANK HENRA SIVIEL			9,722.06	1,884,309.03
	12/06/2025	000000026489			9,413.61	1,893,722.64
	12/06/2025	DE JAGER LOODGIETERS			9,217.22	1,902,939.86
	12/06/2025	000000003331			8,997.17	1,911,937.03
	12/06/2025	000000026571			8,297.72	1,920,234.75
	12/06/2025	000000004351			8,146.76	1,928,381.51
	12/06/2025	000316			7,728.93	1,936,110.44
	12/06/2025	000000002754			7,086.78	1,943,197.22
	12/06/2025	000000003614			6,968.83	1,950,166.05
		Saldo oorgedra				

sien geld anders


NEDBANK

Ons onderskryf die Bankpraktykkode van Die Bankvereniging Suid-Afrika en, in die geval van onbeslegte geskille, steun ons beslegting deur die Ombudsman vir Bankdienste. Gemagtigde finansiële diens- en geregistreerde kredietverskaffer (NCRCP16).
Nedbank Bpk Reg No 1951/000009/06.
Bladsy 37 van 89

✓



Approval for Payment signed by CFO



Private Bag 582
Beaufort West
Beaufort West - 6970

Tel: 023 414 8100
Fax: 023 414 8105
Email: treasury@beaufortwestmun.co.za
Website: www.beaufortwestmun.co.za
Municipality VAT No:- 4000846388

Payment Instruction Detail

Status - Awaiting Payment Approval									
PAYMENT DETAILS	Payment Instruction Number	Payment Instruction Date	Payment Id	Payment Doc Number	Payment Type	Transaction Type	Cashbook	Payment Due Date	Outstanding Payment Amount
	PT06/19/00040021/2024-2025	19/06/2025	40021	15/22299	Normal	Exp - Direct Payment EFT	Nedbank 2025	21/06/2025	R 48 978.26

VENDOR DETAILS				Payment Reference	
Vendor Name	Vendor Number	Bank	Account Number	Account Type	
ESKOM-9646799000	SCM/2209	ABSA BANK LIMITED	340167430	Cheque/Current Account	ESKOM-9646799000

INVOICE DETAILS						Reason for Late Payment	
Invoice Number	Vendor/Creditor Invoice Number	Vendor Invoice Date	Goods/Service Description	Invoice Amount (excl. VAT)	VAT	Invoice Amount (Incl. VAT)	
SP128/5/00020982/2024-2025	INV964859520331	22/05/2025	Electricity Programme, Electricity Administration Project / ESKOM / elektries/9646799000	R 42 589.79	R 6 388.47	R 48 978.26	



date 21.06.25

MUNISIPALITEIT / MUNICIPALITY
BEAUFORT-WES/BEAUFORT WEST/BHOBHOFOL
Kantoor van die Munisipale Bestuurder / Office of the Municipal Manager

MAGTIGING VIR BETALING (TOT R200 000.00)

Hiermee verleen ek **LUZUKO NQOTOLA** Direkteur Infrastruktuur,

goedkeuring vir die betaling van R

aan:

GOEDKEUR	<input checked="" type="checkbox"/>
NIE GOEDGEKEUR	<input type="checkbox"/>

L. NQOTOLA

DIREKTEUR: INFRASTRUKTUUR

AUTHORISATION FOR PAYMENT (UP TO R200 000.00)

I, **LUZUKO NQOTOLA** Director Infrastructure,

hereby approve the payment of R. 48 978.31

to Rskom: 96467 99 000 / Erf 79/Nelgpoet



L. NQOTOLA

DIRECTOR: INFRASTRUCTURE

APPROVED	<input checked="" type="checkbox"/>
DISAPPROVED	<input type="checkbox"/>

BEAUFORT WEST LOCAL MUNICIPALITY
PRIVATE BAG X582
BEAUFORT WEST
6970

YOUR ACCOUNT NO	9646799000
BILLING DATE	2025-05-22
TAX INVOICE NO	964859520331
ACCOUNT MONTH	MAY 2025
CURRENT DUE DATE	2025-06-21
VAT REG NO	4000846388
NOTIFIED MAX DEMAND	200.00
UTILISED CAPACITY	200.00

CONSUMPTION DETAILS (2025-04-22 - 2025-05-21)

ENERGY CONSUMPTION STD kWh	11,486.13
ENERGY CONSUMPTION ALL kWh	11,486.13
DEMAND CONSUMPTION - OFF PEAK	45.52
DEMAND CONSUMPTION - PEAK	38.45
DEMAND READING - KW/KVA	45.52
LOAD FACTOR	35.00

.EMISE ID NUMBER

3010451434

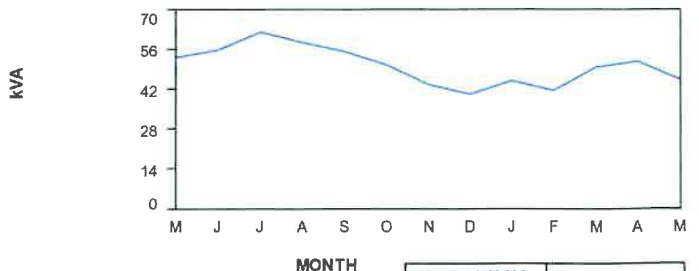
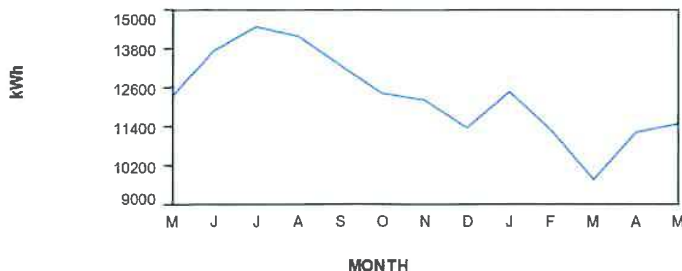
TARIFF NAME: Nightsave Rural kVa Interval

ERF 79 FILE 1/3293/12

Administration Charge @ R57.32 per day for 30 days	R	1,719.60
Network Capacity Charge 200 kVA @ R27.08 : = R27.08/kVA	R	5,416.00
Network Demand Charge (All Periods) 11,486 kWh @ R0.5325 /kWh	R	6,116.30
Ancillary Service Charge 11,486 kWh @ R0.0082 /kWh	R	94.19
Low Season Energy Charge 11,486 kWh @ R1.269 /kWh	R	14,575.73
Energy Demand Charge 38.45 kVA @ R284.99 : = R284.99 /kVA	R	10,957.87
REBILLED ADJUSTMENTS (Summary - See attachment for details)	R	0.00
SERVICE CHARGE	R	3,710.10

TOTAL CHARGES

R **42,589.79**



PAGE RUN NO	EE 430
BILL GROUP	
BILL PAGE	2 OF 3

BEAUFORT WEST LOCAL MUNICIPALITY
PRIVATE BAG X582
BEAUFORT WEST
6970

YOUR ACCOUNT NO	9646799000
BILLING DATE	2025-05-22
TAX INVOICE NO	964859520331
ACCOUNT MONTH	MAY 2025
CURRENT DUE DATE	2025-06-21
VAT REG NO	4000846388
NOTIFIED MAX DEMAND	200.00
UTILISED CAPACITY	200.00

REBILLED ADJUSTMENTS

R 0.00

TAX INVOICE NO. 964766000791 DATED 2025-05-22 FOR PREMISE 3010451434

CORRECTIONS

Administration Charge @ R57.32 per day for 30 days
Network Capacity Charge 200 kVA @ R27.08 :
Network Demand Charge (All Periods) 11,237 kWh @ R0.5325 /kW
Ancillary Service Charge 11,237 kWh @ R0.0082 /kWh
Low Season Energy Charge 11,237 kWh @ R1.269 /kWh
Energy Demand Charge 35.66 kVA @ R284.99 : = R284.99 /kVA

R 37,633.93
R 1,719.60
R 5,416.00
R 5,983.70
R 92.14
R 14,259.75
R 10,162.74

CANCELLATIONS

Administration Charge @ R57.32 per day for 30 days
Network Capacity Charge 200 kVA @ R27.08 :
Network Demand Charge (All Periods) 11,237 kWh @ R0.5325 /kW
Ancillary Service Charge 11,237 kWh @ R0.0082 /kWh
Low Season Energy Charge 11,237 kWh @ R1.269 /kWh
Energy Demand Charge 35.66 kVA @ R284.99 : = R284.99 /kVA

R -37,633.93
R -1,719.60
R -5,416.00
R -5,983.70
R -92.14
R -14,259.75
R -10,162.74

PAGE RUN NO	EE 431
BILL GROUP	
BILL PAGE	3 OF 3

Date: 20/06/2025 Time: 2:40:08 PM

Profile name:	BEAUFORT WEST MUNICIPALITY
Batch reference number:	2122685111
Payment reference number:	000000005281250496
Payment date:	20/06/2025
Payment capture date:	20/06/2025
Payment authorise date and time:	20/06/2025 12:20:36 PM
From account name:	*BEAUFORT WEST MUNICIPALITY
From account description:	*BEAUFORT WEST MUNICIPALITY
From account statement description:	15/22299*ESKOM-96467
Beneficiary account number:	340167430
Beneficiary/ Recipient name:	ESKOM-9646799000
Beneficiary statement description:	9646799000
Branch code:	632005
Amount:	48,978.26
Real-time:	No

Additional comments by payer:

View your account to **confirm that you have received this payment.**

- All payments are subject to clearing rules.

Please refer to landing page for cut off times and telephone numbers.



Private Bag 582
Beaufort West
Beaufort West - 6970

Tel: 023 414 8100
Fax: 023 414 8105
Email: treasury@beaufortwestmun.co.za
Website: www.beaufortwestmun.co.za
Municipality VAT No:- 4000846386

Payment Instruction Detail

PAYMENT DETAILS							Status - Awaiting Payment Approval		
Payment Instruction Number	Payment Instruction Date	Payment Id	Payment	Doc Number	Payment Type	Transaction Type	Cashbook	Payment Due Date	Outstanding Payment Amount
PI06/19/00040027/2024-2025	19/06/2025		40027	15/22305	Normal	Exp - Direct Payment EFT	Nedbank 2025	21/06/2025	R 50 941.41

VENDOR DETAILS

Vendor Name	Vendor Number	Bank	Account Number	Branch Code	Account Type	Payment Reference
ESKOM-6130350734	SCM/2206	ABSA BANK LIMITED	340167430	632005	Cheque/Current Account	ESKOM-6130350734

INVOICE DETAILS

Invoice Number	Vendor/Creditor Invoice Number	Vendor Invoice Date	Goods/Service Description	Invoice Amount (excl. VAT)	VAT	Invoice Amount (Incl. VAT)	Reason for Late Payment
SPT28/5/00020980/2024-2025	INV613776306058	22/05/2025	Electricity Programme Electricity Administration Project / ESKOM / elektries/6130350734	R 44 296.88	R 6 644.53	R 50 941.41	



Private Bag 582
Beaufort West
Beaufort West - 6970

Tel: 023 414 8100
Fax: 023 414 8105
Email: treasury@beaufortwestmun.co.za
Website: www.beaufortwestmun.co.za
Municipality VAT No.: 40000846388

Sundry Invoice Detail

Invoice Number	SP128/5/00020980/2024-2025	Vendor Name	ESKOM-6130350734
Invoice Date	22/05/2025	Vendor Number	SCM/2206
		Company Type	

[illegible]

Print Date: 28/05/2025 02:33 PM

User: Desierie Melani

Page 1 of 1

due 21.06.25



MUNISIPALITEIT / MUNICIPALITY
BEAUFORT-WES/BEAUFORT WEST/BHOBHOFOLLO
Kantoor van die Munisipale Bestuurder / Office of the Municipal Manager

MAGTIGING VIR BETALING (TOT R200 000.00)

Hiermee verleen ek **LUZUKO NQOTOLA** Direkteur Infrastruktuur,

goedkeuring vir die betaling van R

aan:

GOEDKEUR	<input checked="" type="checkbox"/>
NIE GOEDGEKEUR	<input type="checkbox"/>

L. NQOTOLA

DIREKTEUR: INFRASTRUKTUUR

AUTHORISATION FOR PAYMENT (UP TO R200 000.00)

I, **LUZUKO NQOTOLA** Director Infrastructure,

hereby approve the payment of R. 50941.44

to ESKOM: 6130350734. EFD/Nelsport

APPROVED	<input checked="" type="checkbox"/>
DISAPPROVED	<input type="checkbox"/>



L. NQOTOLA

L. NQOTOLA

DIRECTOR: INFRASTRUCTURE

CONTACT CENTRE: (0860) 037566Shareca
FAX NO: 0862 437 566
E-MAIL: NorthernCape@eskom.co.za
WEB: WWW.ESKOM.CO.ZA

BEAUFORT WEST LOCAL MUNICIPALITY
PRIVATE BAG X582
BEAUFORT WEST
6970

YOUR ACCOUNT NO	6130350734
SECURITY HELD	52790.89
BILLING DATE	2025-05-22
TAX INVOICE NO	613776306058
ACCOUNT MONTH	MAY 2025
CURRENT DUE DATE	2025-06-21
VAT REG NO	4000846388

CUSTOMER SELF SERVICE WEBSITE
<https://csonline.co.za>

WESTERN REGION
PO BOX 377 Bellville 7535

DIRECT DEPOSIT DETAIL

BANK: ABSA
BRANCH CODE: 334110
BANK ACC NO: 340167430

TAX INVOICE

E-MAIL: eskomaccounts@beaufortwestmun.co.za

ACCOUNT TRANSACTION SUMMARY

ADMINISTRATION CHARGE	R	1,719.60
DIST. NETWORK CAPACITY CHARGE	R	5,416.00
NETWORK DEMAND CHARGE (C/KWH) (ALL)	R	6,329.30
ANCILLARY SERVICE (ALL)	R	97.47
ENERGY CHARGE (STD)	R	15,083.33
DEMAND CHARGE	R	11,941.08
SERVICE CHARGE	R	3,710.10
REBILLED ADJUSTMENTS	R	0.00
(Summary - See attachment for details)		

TOTAL CHARGES FOR BILLING PERIOD

R 44,296.88

ACCOUNT SUMMARY FOR MAY 2025

BALANCE BROUGHT FORWARD	(Due Date 2025-05-22)	R	48,397.48
PAYMENT(S) RECEIVED	ACB Payment - 2025-05-20	R	-48,397.46
TOTAL CHARGES FOR BILLING PERIOD		R	44,296.88
VAT RAISED ON ITEMS AT 14%		R	0.00
VAT RAISED ON ITEMS AT 15%		R	6,644.54



ACCOUNT NO / REFERENCE NO

6130350734

NAME

BEAUFORT WEST LOCAL

FAX NUMBER

0234148105

7100 10 0010

27215700161303507343



>>>>>>> 9207 2613 0350 7346



TOTAL AMOUNT DUE

50,941.44

PAYMENT ARRANGEMENT

INSTALMENT

0.00

ARREARS

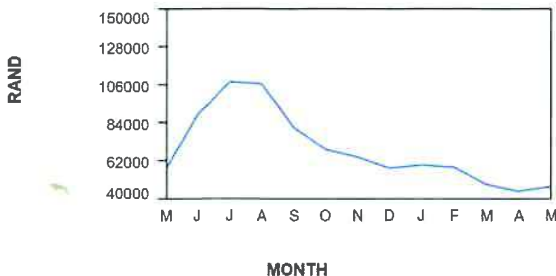
0.00

DUE DATE

2025-06-21

AMOUNT PAID

**LATE PAYMENT CHARGES WILL BE
ADDED TO OVERDUE ACCOUNT**



PAGE RUN NO	EE 138
BILL GROUP	
BILL PAGE	1 OF 3

BEAUFORT WEST LOCAL MUNICIPALITY
PRIVATE BAG X582
BEAUFORT WEST
6970

YOUR ACCOUNT NO	6130350734
BILLING DATE	2025-05-22
TAX INVOICE NO	613776306058
ACCOUNT MONTH	MAY 2025
CURRENT DUE DATE	2025-06-21
VAT REG NO	4000846388
NOTIFIED MAX DEMAND	200.00
UTILISED CAPACITY	200.00

CONSUMPTION DETAILS (2025-04-22 - 2025-05-21)

ENERGY CONSUMPTION STD kWh	11,885.97
ENERGY CONSUMPTION ALL kWh	11,885.97
DEMAND CONSUMPTION - OFF PEAK	47.09
DEMAND CONSUMPTION - PEAK	41.90
DEMAND READING - KW/KVA	47.09
LOAD FACTOR	35.00

EMISE ID NUMBER

0982077957

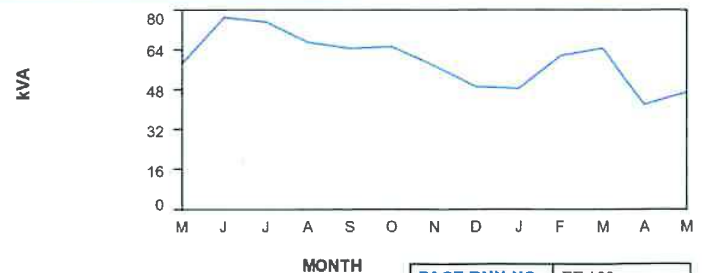
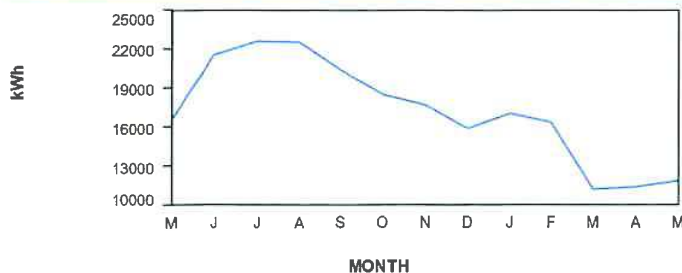
TARIFF NAME: Nightsave Rural kVa Interval

ERF 2 FILE 1/3293/11

Administration Charge @ R57.32 per day for 30 days	R	1,719.60
Network Capacity Charge 200 kVA @ R27.08 : = R27.08/kVA	R	5,416.00
Network Demand Charge (All Periods) 11,886 kWh @ R0.5325 /kWh	R	6,329.30
Ancillary Service Charge 11,886 kWh @ R0.0082 /kWh	R	97.47
Low Season Energy Charge 11,886 kWh @ R1.269 /kWh	R	15,083.33
Energy Demand Charge 41.9 kVA @ R284.99 : = R284.99 /kVA	R	11,941.08
REBILLED ADJUSTMENTS (Summary - See attachment for details)	R	0.00
SERVICE CHARGE	R	3,710.10

TOTAL CHARGES

R **44,296.88**



PAGE RUN NO	EE 139
BILL GROUP	
BILL PAGE	2 OF 3

BEAUFORT WEST LOCAL MUNICIPALITY
 PRIVATE BAG X582
 BEAUFORT WEST
 6970

YOUR ACCOUNT NO	6130350734
BILLING DATE	2025-05-22
TAX INVOICE NO	613776306058
ACCOUNT MONTH	MAY 2025
CURRENT DUE DATE	2025-06-21
VAT REG NO	4000846388
NOTIFIED MAX DEMAND	200.00
UTILISED CAPACITY	200.00

REBILLED ADJUSTMENTS

R 0.00

TAX INVOICE NO. 613352719602 DATED 2025-05-22 FOR PREMISE 0982077957

CORRECTIONS

Administration Charge @ R57.32 per day for 31 days
 Network Capacity Charge 200 kVA @ R27.08 :
 Network Demand Charge (All Periods) 11,414 kWh @ R0.5325 /kW
 Ancillary Service Charge 11,414 kWh @ R0.0082 /kWh
 Low Season Energy Charge 11,414 kWh @ R1.269 /kWh
 Energy Demand Charge 36.5 kVA @ R284.99 : = R284.99 /kVA

R 38,250.98
 R 1,776.92
 R 5,416.00
 R 6,077.96
 R 93.59
 R 14,484.37
 R 10,402.14

CANCELLATIONS

Administration Charge @ R57.32 per day for 31 days
 Network Capacity Charge 200 kVA @ R27.08 :
 Network Demand Charge (All Periods) 11,414 kWh @ R0.5325 /kW
 Ancillary Service Charge 11,414 kWh @ R0.0082 /kWh
 Low Season Energy Charge 11,414 kWh @ R1.269 /kWh
 Energy Demand Charge 36.5 kVA @ R284.99 : = R284.99 /kVA

R -38,250.98
 R -1,776.92
 R -5,416.00
 R -6,077.96
 R -93.59
 R -14,484.37
 R -10,402.14

Date: 20/06/2025 Time: 2:40:08 PM

Profile name:	BEAUFORT WEST MUNICIPALITY
Batch reference number:	2122685111
Payment reference number:	000000005281250502
Payment date:	20/06/2025
Payment capture date:	20/06/2025
Payment authorise date and time:	20/06/2025 12:20:36 PM
From account name:	*BEAUFORT WEST MUNICIPALITY
From account description:	*BEAUFORT WEST MUNICIPALITY
From account statement description:	15/22305*ESKOM-61303
Beneficiary account number:	340167430
Beneficiary/ Recipient name:	ESKOM-6130350734
Beneficiary statement description:	6130350734
Branch code:	632005
Amount:	50,941.41
Real-time:	No

Additional comments by payer:

Please view your account to **confirm that you have received this payment.**

- All payments are subject to clearing rules.

Please refer to landing page for cut off times and telephone numbers.

File name: BEAUFORT WEST MUNICIPALITY
File number: 4000294773

User name: BRADLEY JUAN DRE DAMON
User ID: 16

Small Business Services: 0860 116 400
Business Banking: 0860 111 055



Noel: 086 663 4978/Elektries

R	75,493.10
---	-----------

Munisipaliteit / Municipality
Plesslike Departement
20 JUN 2025
Paid Expenditure
BEAUFORT VEST

Approval for Payment signed by CFO



Private Bag 582
Beaufort West
Beaufort West - 6870

Tel: 023 414 8100
Fax: 023 414 8105
Email: treasury@beaufortwestmun.co.za
Website: www.beaufortwestmun.co.za
Municipality VAT No:- 4000846388

Payment Instruction Detail

Status - Awaiting Payment Approval

PAYMENT DETAILS

Payment Instruction Number	Payment Instruction Date	Payment Id	Payment Doc Number	Payment Type	Transaction Type	Cashbook	Payment Due Date	Total Payment Amount	Outstanding Payment Amount
PT06/19/00040022/2024-2025	19/06/2025	40022	15/22300	Normal	Exp - Direct Payment EFT	Nedbank 2025	21/06/2025	R 75 493.10	R 75 493.10

VENDOR DETAILS

Vendor Name	Vendor Number	Bank	Account Number	Branch Code	Account Type	Payment Reference
ESKOM-7044326000	SCM/2207	ABSA BANK LIMITED	340167430	632005	Cheque/Current Account	ESKOM-7044326000

INVOICE DETAILS

Invoice Number	Vendor/Creditor Invoice Number	Vendor Invoice Date	Goods/Service Description	Invoice Amount (excl. VAT)	VAT	Invoice Amount (Incl. VAT)	Reason for Late Payment
SPT28/5/00020983/2024-2025	INV704802674210	22/05/2025	Electricity Programme Electricity Administration Project / ESKOM / elektries/7044326000	R 65 646.17	R 9 846.93	R 75 493.10	



Sundry Invoice Detail

Invoice Number	SP128/5/00020983/2024-2025	Vendor Name	ESKOM-7044326000
Invoice Date	22/05/2025	Vendor Number	SCM/2207
		Company Type	

[illegible]

due 21.06.25



MUNISIPALITEIT / MUNICIPALITY
BEAUFORT-WES/BEAUFORT WEST/BHOBHOFULO
Kantoor van die Munisipale Bestuurder / Office of the Municipal Manager

MAGTIGING VIR BETALING (TOT R200 000.00)

Hiermee verleen ek **LUZUKO NQOTOLA** Direkteur Infrastruktuur,

goedkeuring vir die betaling van R

aan:

GOEDKEUR	<input checked="" type="checkbox"/>
NIE GOEDGEKEUR	<input type="checkbox"/>

L. NQOTOLA

DIREKTEUR: INFRASTRUKTUUR

AUTHORISATION FOR PAYMENT (UP TO R200 000.00)

I, **LUZUKO NQOTOLA** Director Infrastructure,

hereby approve the payment of R.....75 493.15.....

toESKOM 7044326000 NT Pamp, Nelspoort.....

APPROVED	<input checked="" type="checkbox"/>
DISAPPROVED	<input type="checkbox"/>


L. NQOTOLA

DIRECTOR: INFRASTRUCTURE

**LATE PAYMENT CHARGES WILL BE
ADDED TO OVERDUE ACCOUNT**

BEAUFORT WEST LOCAL MUNICIPALITY
PRIVATE BAG X582
BEAUFORT WEST
6970

YOUR ACCOUNT NO	7044326000
BILLING DATE	2025-05-22
TAX INVOICE NO	704802674210
ACCOUNT MONTH	MAY 2025
CURRENT DUE DATE	2025-06-21
VAT REG NO	4000846388
NOTIFIED MAX DEMAND	150.00
UTILISED CAPACITY	150.00

CONSUMPTION DETAILS (2025-04-22 - 2025-05-21)

ENERGY CONSUMPTION STD kWh	21,128.67
ENERGY CONSUMPTION ALL kWh	21,128.67
DEMAND CONSUMPTION - OFF PEAK	66.45
DEMAND CONSUMPTION - PEAK	62.86
DEMAND READING - KW/KVA	66.45
LOAD FACTOR	45.00

EMISE ID NUMBER

6011348822

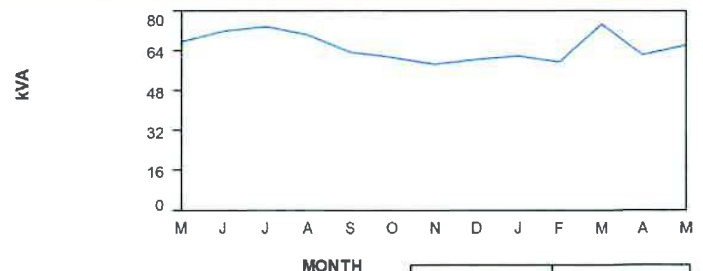
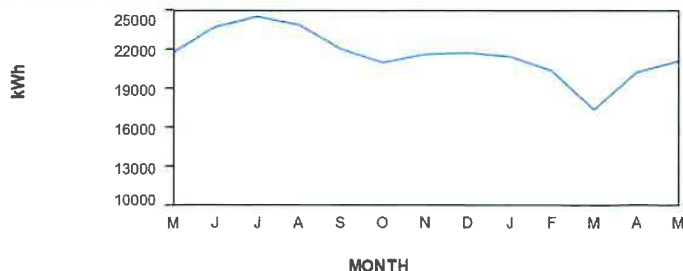
TARIFF NAME: Nightsave Rural kVa Interval

NT TOWN,NELSPPOORT INTERVAL) FILE 1/3293/10

Administration Charge @ R57.32 per day for 30 days	R	1,719.60
Network Capacity Charge 150 kVA @ R27.08 : = R27.08/kVA	R	4,062.00
Network Demand Charge (All Periods) 21,129 kWh @ R0.5325 /kWh	R	11,251.19
Ancillary Service Charge 21,129 kWh @ R0.0082 /kWh	R	173.26
Low Season Energy Charge 21,129 kWh @ R1.269 /kWh	R	26,812.70
Energy Demand Charge 62.87 kVA @ R284.99 : = R284.99 /kVA	R	17,917.32
REBILLED ADJUSTMENTS (Summary - See attachment for details)	R	0.00
SERVICE CHARGE	R	3,710.10

TOTAL CHARGES

R **65,646.17**



PAGE RUN NO	EE 202
BILL GROUP	
BILL PAGE	2 OF 3



WESTERN REGION
PO BOX 377 Bellville 7535

CONTACT CENTRE: (0860) 037566Shareca
FAX NO: 0862 437 566
E-MAIL: NorthernCape@eskom.co.za
WEB: WWW.ESKOM.CO.ZA

BEAUFORT WEST LOCAL MUNICIPALITY
PRIVATE BAG X582
BEAUFORT WEST
6970

YOUR ACCOUNT NO	7044326000
BILLING DATE	2025-05-22
TAX INVOICE NO	704802674210
ACCOUNT MONTH	MAY 2025
CURRENT DUE DATE	2025-06-21
VAT REG NO	4000846388
NOTIFIED MAX DEMAND	150.00
UTILISED CAPACITY	150.00

REBILLED ADJUSTMENTS

R 0.00

TAX INVOICE NO. 704051300171 DATED 2025-05-22 FOR PREMISE 6011348822

CORRECTIONS

Administration Charge @ R57.32 per day for 31 days
Network Capacity Charge 150 kVA @ R27.08 :
Network Demand Charge (All Periods) 20,298 kWh @ R0.5325 /kW
Ancillary Service Charge 20,298 kWh @ R0.0082 /kWh
Low Season Energy Charge 20,298 kWh @ R1.269 /kWh
Energy Demand Charge 53.83 kVA @ R284.99 : = R284.99 /kVA

R	57,913.22
R	1,776.92
R	4,062.00
R	10,808.69
R	166.44
R	25,758.16
R	15,341.01

CANCELLATIONS

Administration Charge @ R57.32 per day for 31 days
Network Capacity Charge 150 kVA @ R27.08 :
Network Demand Charge (All Periods) 20,298 kWh @ R0.5325 /kW
Ancillary Service Charge 20,298 kWh @ R0.0082 /kWh
Low Season Energy Charge 20,298 kWh @ R1.269 /kWh
Energy Demand Charge 53.83 kVA @ R284.99 : = R284.99 /kVA


R	-57,913.22
R	-1,776.92
R	-4,062.00
R	-10,808.69
R	-166.44
R	-25,758.16
R	-15,341.01

PAGE RUN NO	EE 203
BILL GROUP	
BILL PAGE	3 OF 3

Date: 20/06/2025 Time: 2:40:08 PM

Profile name:	BEAUFORT WEST MUNICIPALITY
Batch reference number:	2122685111
Payment reference number:	000000005281250497
Payment date:	20/06/2025
Payment capture date:	20/06/2025
Payment authorise date and time:	20/06/2025 12:20:36 PM
From account name:	*BEAUFORT WEST MUNICIPALITY
From account description:	*BEAUFORT WEST MUNICIPALITY
From account statement description:	15/22300*ESKOM-70443
Beneficiary account number:	340167430
Beneficiary/ Recipient name:	ESKOM-7044326000
Beneficiary statement description:	7044326000
Branch code:	632005
Amount:	75,493.10
Real-time:	No

Additional comments by payer:

View your account to **confirm that you have received this payment.** All payments are subject to clearing rules.

Please refer to landing page for cut off times and telephone numbers.

Profile name:BEAUFORT WEST MUNICIPALITY
Profile number:4000294773User name:BRADLEY JUAN DRE DAMON
User ID:16Small Business Services: 0860 116 400
Business Banking: 0860 111 055

✓



Approval for Payment signed by CFO

Private Bag 582
Beaufort West
Beaufort West - 6970

Tel: 023 414 8100
Fax: 023 414 8105
Email: treasury@beaufortwestmun.co.za
Website: www.beaufortwestmun.co.za
Municipality VAT No: 4000846388

Payment Instruction Detail

PAYMENT DETAILS							Status - Awaiting Payment Approval		
Payment Instruction Number	Payment Instruction Date	Payment Id	Payment Type	Doc Number	Transaction Type	Cashbook	Payment Due Date	Total Payment Amount	Outstanding Payment Amount
P106/23/00040034/2024-2025	23/06/2025	40034	Normal	15/22313	Exp - Direct Payment EFT	Nedbank 2025	27/06/2025	R 42 728.78	R 42 728.78

VENDOR DETAILS				Account Type		Payment Reference
Vendor Name	Vendor Number	Bank	Account Number	Branch Code	Cheque/Current Account	
ESKOM-5245794356	SCW/2205	ABSA BANK LIMITED	340167430	632005		ESKOM-5245794356

INVOICE DETAILS							Invoice Amount (Incl. VAT)	Reason for Late Payment
Invoice Number	Vendor/Creditor Invoice Number	Vendor Invoice Date	Goods/Service Description	Invoice Amount (excl. VAT)	VAT			
SPI29/5/00020999/2024-2025	INV524327107325	28/05/2025	Electricity Programme_Electricity Administration Project / ESKOM / elektriles/5245794356	R 37 155.46	R 5 573.32		R 42 728.78	



Private Bag 582
Beaufort West
Beaufort West - 6970

Tel: 023 414 8100
Fax: 023 414 8105
Email: treasury@beaufortwestmun.co.za
Website: www.beaufortwestmun.co.za
Municipality VAT No.: 4000846388

Sundry Invoice Detail

Invoice Number SPI29/5/00020999/2024-2025

Vendor Name
ESKOM-524579356

Invoice Date	28/05/2025
--------------	------------

Vendor Number

SCM/2205

Company Type

Vendor Invoice Number	Project Name	Project Item	Plan Item ID	Purchase Item	Quantity	Unit Price	Invoice Amount (Excl. VAT)	VAT	Invoice Amount (Incl. VAT)
INV524327107325	8030 - Electricity Programme_Electricity Administration Project	ESKOM TE02001001000000000000000000000000	161242	elektries/5245794356	1.0000	R 37 155.46	R 37 155.46	R 5 573.32	R 42 728.78
Total Amount							R 37 155.46	R 5 573.32	R 42 728.78

Print Date: 29/05/2025 02:21 PM

User: Deslerie Melani

Page 1 of 1

27/06/2025

PAGE RUN NO	EE 12
BILL GROUP	
BILL PAGE	1 OF 3

CONTACT CENTRE: (0860) 037566Shareca
FAX NO: 0862 437 566
E-MAIL: NorthernCape@eskom.co.za
WEB: WWW.ESKOM.CO.ZA

BEAUFORT WEST LOCAL MUNICIPALITY
PRIVATE BAG X582
BEAUFORT WEST
6970

YOUR ACCOUNT NO	5245794356
BILLING DATE	2025-05-28
TAX INVOICE NO	524327107325
ACCOUNT MONTH	MAY 2025
CURRENT DUE DATE	2025-06-27
VAT REG NO	4000846388
NOTIFIED MAX DEMAND	200.00
UTILISED CAPACITY	200.00

CONSUMPTION DETAILS (2025-04-22 - 2025-05-21)

ENERGY CONSUMPTION STD kWh	9,365.41
ENERGY CONSUMPTION ALL kWh	9,365.41
DEMAND CONSUMPTION - OFF PEAK	23.09
DEMAND CONSUMPTION - PEAK	32.84
DEMAND READING - KW/KVA	32.84
LOAD FACTOR	39.00

EMISE ID NUMBER

8208672928


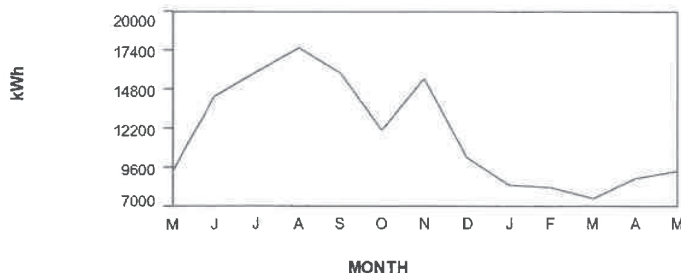
TARIFF NAME: Nightsave Rural kVa Interval

ST TOWN,NELSPHOOT (INTERVAL FILE 1/3293/9)

Administration Charge @ R57.32 per day for 30 days	R	1,719.60
Network Capacity Charge 200 kVA @ R27.08 : = R27.08/kVA	R	5,416.00
Network Demand Charge (All Periods) 9,365 kWh @ R0.5325 /kWh	R	4,986.86
Ancillary Service Charge 9,365 kWh @ R0.0082 /kWh	R	76.79
Low Season Energy Charge 9,365 kWh @ R1.269 /kWh	R	11,884.19
Energy Demand Charge 32.85 kVA @ R284.99 : = R284.99 /kVA	R	9,361.92
REBILLED ADJUSTMENTS (Summary - See attachment for details)	R	0.00
SERVICE CHARGE	R	3,710.10

TOTAL CHARGES

R **37,155.46**



PAGE RUN NO	EE 13
BILL GROUP	
BILL PAGE	2 OF 3

BEAUFORT WEST LOCAL MUNICIPALITY
PRIVATE BAG X582
BEAUFORT WEST
6970

YOUR ACCOUNT NO	5245794356
BILLING DATE	2025-05-28
TAX INVOICE NO	524327107325
ACCOUNT MONTH	MAY 2025
CURRENT DUE DATE	2025-06-27
VAT REG NO	4000846388
NOTIFIED MAX DEMAND	200.00
UTILISED CAPACITY	200.00

REBILLED ADJUSTMENTS

R 0.00

TAX INVOICE NO. 524024383451 DATED 2025-05-28 FOR PREMISE 8208672928

CORRECTIONS

Administration Charge @ R57.32 per day for 31 days
Network Capacity Charge 200 kVA @ R27.08 :
Network Demand Charge (All Periods) 8,902 kWh @ R0.5325 /kWh
Ancillary Service Charge 8,902 kWh @ R0.0082 /kWh
Low Season Energy Charge 8,902 kWh @ R1.269 /kWh
Energy Demand Charge 30.1 kVA @ R284.99 : = R284.99 /kVA

R 31,881.08
R 1,776.92
R 5,416.00
R 4,740.32
R 73.00
R 11,296.64
R 8,578.20

CANCELLATIONS

Administration Charge @ R57.32 per day for 31 days
Network Capacity Charge 200 kVA @ R27.08 :
Network Demand Charge (All Periods) 8,902 kWh @ R0.5325 /kWh
Ancillary Service Charge 8,902 kWh @ R0.0082 /kWh
Low Season Energy Charge 8,902 kWh @ R1.269 /kWh
Energy Demand Charge 30.1 kVA @ R284.99 : = R284.99 /kVA

R -31,881.08
R -1,776.92
R -5,416.00
R -4,740.32
R -73.00
R -11,296.64
R -8,578.20

BILL PAYMENTS OPTIONS



Debit Order

- Avoid queues, late payments, the risk of your service being disconnected and the possibility of having to pay interest.
- Should you choose to pay your account by debit order, please contact the Contact Centre on the number or address given on the front of this bill.
- You set a limit on your Debit Order, so that you can keep control.
- Should your Debit Order details change, please contact the Contact Centre on the number or address given on the front of this bill.



Direct Deposits

- Make direct deposits or transfers at bank counters and ATM's.
- Eskom's banking details may be found on the front of this bill.
- Ensure that your Eskom account number is used as a reference for the Direct Deposit.



Collection Agencies

Pay your bill at:

- Any Pick n Pay store, Hypermarkets, Family stores, Spar or any other retail outlet that provides EasyPay and Pay@ services.
- Shoprite/Checkers Money Market Kiosks and Foodworld stores.
- Take note that SAPO branches are utilized for payments by one of our main Agents
- Take your bill with you when making a payment through one of our Agencies.
- Please note that certain restrictions apply to the form of payments that may be tendered. (i.e. cash, cheques or credit cards, depending on the particular agency).



Internet Payments

Internet Payments can be made:

- Through your own Bank's web site (contact your bank for more information).
- Through the collection agent's web site.
- Ensure that your Eskom account number is used in the reference field at all times.



Telephonic Payments

- Use your banks phone-in services to transfer payments to Eskom from your Bank account (contact your Bank for more information).
- Credit card payments can be made by calling the Eskom Contact Centre number given on the front of this bill.



Multiple Account Payments

- If multiple payments are made to one account, please send a breakdown of each account together with amounts to the Contact Centre shown on the front of this bill. To prevent interest accruing, or disconnections on these accounts, schedules should be sent immediately.



Postal Payments (No post-dated cheques will be accepted)

- Cheques, made payable to Eskom Holding SOC Ltd and marked "Not Transferable" between two parallel lines, can be mailed to the postal address shown on the front of this bill. Eskom does not support this channel and may charge for this channel of payment.
- For your own security, cash and cash cheques should not be sent through the post.
- Eskom will not be responsible for any loss sustained.

BILL DELIVERY OPTIONS



- Accounts can be emailed directly to your email address in a secure 128 bit encrypted format.
- The electronic bill complies with SARS regulations
- To make use of this facility send an email to customerservices@eskom.co.za stating your account number and required email address.
- Please note once the email option is selected you will no longer receive a printed copy of your bill.
- For small power users the bill is available on request in the official language of your choice.

ACCOUNT NUMBER

NAME

POSTAL ADDRESS

POSTAL CODE

TELEPHONE NUMBER (BUS)

TELEPHONE NUMBER (HOME)

TELEPHONE NUMBER (CELL)

E-MAIL ADDRESS

FAX NUMBER

GENERAL ACCOUNT INFORMATION

Conditions

- Electricity services are supplied, and this bill is rendered, in terms of Eskom's conditions of contract, as amended from time to time.

Auto Increase in Debit Order Limit

- As a service, Debit Order limits will be increased by the average rate increase as announced by Eskom.

- **Small power supplies;** in effecting payment pursuant to this invoice, I specifically agree that Eskom's Standard Prices (as amended and approved by the NERSA) and its Standard Conditions of Supply for Small Power users shall apply. Copies of the said documents are available on request from Eskom's Contact Centres. Any objection to the above shall be lodged with Eskom within 14 days of receipt of this invoice, which may result in Eskom terminating the supply.

VAT Registration Number

- While we endeavour to ensure the information supplied is updated, Eskom Holdings Ltd accepts no responsibility for any incorrect VAT registration number of a CUSTOMER appearing on the invoice. Please advise Eskom of any change in your VAT registration number.

Payment of Accounts

- Due Date means the date the electricity account is deemed to be received by the customer as provided for in the electricity supply agreement
- Final Payment Date means the date by when the customer's payment of the full invoiced amount must be reflected in Eskom's bank account, failing which interest will be charged, from the Due Date to the date of payment, on the outstanding amount.
- Accounts are due and payable when rendered. The due date on the account is in respect of the current month's electricity consumption.
- Estimated readings will be automatically adjusted after the next actual meter reading.
- Payments may not be deferred.
- If going away, please pay in advance to cover any accounts which may become due in your absence.
- If there is a delay in the receipt of your account, please pay an average amount based on your last account and advise Eskom accordingly.
- All payments that are more than R3 500 per account per month made by either a credit card, debit card or cash will attract a bank fee charge recovery which will be debited to your next bill of account.

Late Payments, Non Payments & Disconnection

- Interest is payable on overdue accounts.
- Eskom is entitled to disconnect supply for non-payment.
- In the event of a disconnection and in addition to the repayment of all outstanding amounts due, a disconnection/visit fee and additional deposit will become payable.
- Meter tampering is a criminal offence, punishable by law. In addition, charges associated with damage to Eskom property will be for your account.
- Your agreement may not be taken over by a 3rd party. You are legally liable for all charges reflected on this bill.

Accounts Handed Over for Collection

- Eskom has contracted to National Debt Collectors for accounts handed over.
- All payments for accounts handed over are still payable to Eskom.
- Should the customer pay the debt collector directly and not into Eskom's account, then Eskom will not be held liable.

PLEASE ADVISE ESKOM IF ANY OF YOUR DETAILS CHANGE OR ARE INCORRECTLY REFLECTED ON THIS BILL. PLEASE PHONE, E-MAIL, FAX OR MAIL THE INFORMATION TO US. DETAILS ON FRONT OF BILL. USE TEAR OFF SLIP ALONGSIDE.

THE INFORMATION AS STATED ABOVE IS AVAILABLE, ON REQUEST, IN THE OFFICIAL LANGUAGE OF YOUR CHOICE.

Profile name:	Date: 23/06/2025 Time: 3:09:58 PM
Batch reference number:	BEAUFORT WEST MUNICIPALITY
Payment reference number:	2124962961
Payment date:	000000005284681328
Payment capture date:	23/06/2025
Payment authorise date and time:	23/06/2025
From account name:	23/06/2025 02:57:12 PM
From account description:	*BEAUFORT WEST MUNICIPALITY
From account statement description:	*BEAUFORT WEST MUNICIPALITY
Beneficiary account number:	15/22313*ESKOM-52457
Beneficiary/ Recipient name:	340167430
Beneficiary statement description:	ESKOM-524579356
Branch code:	5245794356
Amount:	632005
Real-time:	42,728.78
Additional comments by payer:	No

View your account to confirm that you have received this payment.

- All payments are subject to clearing rules.

Please refer to landing page for cut off times and telephone numbers.

✓



Beaufort-Wes/West 6970

Noel: 086 663 4978/Elektries

R	9,990.23
---	----------

23 JUN 2025

Approval for Payment signed by CFO



Private Bag 582
Beaufort West
Beaufort West - 6970

Tel: 023 414 8100
Fax: 023 414 8105
Email: treasury@beaufortwestmun.co.za
Website: www.beaufortwestmun.co.za
Municipality VAT No: 40000846388

Payment Instruction Detail

PAYMENT DETAILS							Status - Awaiting Payment Approval		
Payment Instruction Number	Payment Instruction Date	Payment Id	Doc Number	Payment Type	Transaction Type	Cashbook	Payment Due Date	Total Payment Amount	Outstanding Payment Amount
P106/23/00040037/2024-2025	23/06/2025	40037	15/22316	Normal	Exp - Direct Payment EFT	Nedbank 2025	05/07/2025	R 9 990.23	R 9 990.23

VENDOR DETAILS

Vendor Name	Vendor Number	Bank	Account Number	Branch Code	Account Type	Payment Reference
ESKOM-8349427960	SCW/2208	ABSA BANK LIMITED	340167430	632005	Cheque/Current Account	ESKOM-8349427960

INVOICE DETAILS

Invoice Number	Vendor/Creditor Invoice Number	Vendor Invoice Date	Goods/Service Description	Invoice Amount (excl. VAT)	VAT	Invoice Amount (Incl. VAT)	Reason for Late Payment
SP16/6/00021152/2024-2025	INV834862988434	05/06/2025	Electricity Programme_Electricity Administration Project / ESKOM / elektrics/8349427960	R 8 687.16	R 1 303.07	R 9 990.23	

Tel: 023 414 8100
Fax: 023 414 8105
Email: treasury@beaufortwestmun.co.za
Website: www.beaufortwestmun.co.za
Municipality VAT No: 40000846388



Vendor Name	ESKOM-8349427960
Vendor Number	SCM/2208
Company Type	

ESKOM-8349427960
SCM/2208

Total Amount

Page 1 of 1

ESKOM HOLDINGS SOC LTD REG NO 2002/015527/30
VAT REG NO 4740101508

BEAUFORT WEST MUNICIPALITY
PO BOX 582
BEAUFORT WEST
6970

CONTACT CENTRE: (0860) 037566Shareca
FAX NO: 0862 437 566
E-MAIL: NorthernCape@eskom.co.za
WEB: WWW.ESKOM.CO.ZA

YOUR ACCOUNT NO	8349427960
SECURITY HELD	18153.89
BILLING DATE	2025-06-05
TAX INVOICE NO	834862988434
ACCOUNT MONTH	JUNE 2025
CURRENT DUE DATE	2025-06-30
VAT REG NO	4000846388
NOTIFIED MAX DEMAND	100.00

CUSTOMER SELF SERVICE WEBSITE
<https://csonline.co.za>


WESTERN REGION
PO BOX 377 Bellville 7535

DIRECT DEPOSIT DETAIL

BANK:	ABSA
BRANCH CODE:	334110
BANK ACC NO:	340167430

TAX INVOICE

E-MAIL: eskomaccounts@beaufortwestmun.co.za

READING TYPE: ESTIMATE		READING DATES: 2025/05/05 - 2025/06/03		NO OF DAYS: 29		SEASON:	
Your next actual reading will be on 02/07/2025							
CONSUMPTION SUMMARY FOR BILLING PERIOD							
METER NUMBER	PREV. READING	CURR. READING	DIFFERENCE	CONSTANT	CONSUMPTION		
3015115670695	325286.0000	326502.0000	1216.0000	1.0000	1,216.0000		
TOTAL ENERGY CONSUMED FOR BILLING PERIOD (kWh)						1,216.00	
PREMISE ID NUMBER		0535806907		TARIFF NAME: Landrate 1,2,3			
...LSPOORT							
Service and Administration Charge @ R46.54 per day for 29 days				R	1,349.66		
Network Capacity Charge @ R139.77 per day for 29 days				R	4,053.33		
Network Demand Charge 1,216 kWh @ R0.5325 /kWh				R	647.52		
Ancillary service charge 1,216 kWh @ R0.0082 /kWh				R	9.97		
Energy Charge 1,216 kWh @ R2.1601 /kWh				R	2,626.68		
TOTAL CHARGES FOR BILLING PERIOD						R	8,687.16
ACCOUNT SUMMARY FOR JUNE 2025							
BALANCE BROUGHT FORWARD (Due Date 2025-06-07)				R	11,893.96		
TOTAL CHARGES FOR BILLING PERIOD				R	8,687.16		
VAT RAISED ON ITEMS AT 14%				R	0.00		
VAT RAISED ON ITEMS AT 15%				R	1,303.07		
<div style="text-align: center;">  </div>							
CURRENT		TOTAL AMOUNT DUE			R	21,884.19	
21,884.19							
		ARREARS					
>90 DAYS		61-90 DAYS			31-60 DAYS		
0.00		0.00			0.00		
Balance brought forward is reflected in the current amount and must be paid by 2025-06-07 to avoid disconnection. Please ignore if already paid.							

ACCOUNT NO / REFERENCE NO

8349427960

NAME _____

BEAUFORT WEST MUNICIPALITY

FAX NUMBER

0865020900

unipay 7100 10 0010

27215700183494279607



>>>>>> 9207 2834 9427 9600



TOTAL AMOUNT DUE

21,884,19

PAYMENT ARRANGEMENT

INSTALMENT

00

ARREARS

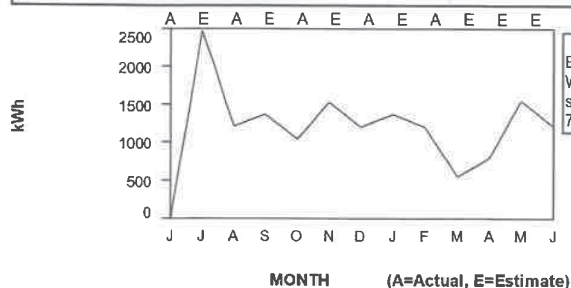
00

DUE DATE

2025-06-30

AMOUNT PAID

**LATE PAYMENT CHARGES WILL BE
ADDED TO OVERDUE ACCOUNTS**



Message

Eskom will move towards quarterly meter readings from 1 April 2014. We encourage all customers who have access to their meter boxes to submit their meter reads by calling the Eskom Contact Centre 086 003 7566 or submitting it on the Eskom website

PAGE RUN NO	EE 1171
BILL GROUP	
BILL PAGE	1 OF 1

BILL PAYMENTS OPTIONS



Debit Order

- Avoid queues, late payments, the risk of your service being disconnected and the possibility of having to pay interest.
- Should you choose to pay your account by debit order, please contact the Contact Centre on the number or address given on the front of this bill.
- You set a limit on your Debit Order, so that you can keep control.
- Should your Debit Order details change, please contact the Contact Centre on the number or address given on the front of this bill.



Direct Deposits

- Make direct deposits or transfers at bank counters and ATM's.
- Eskom's banking details may be found on the front of this bill.
- Ensure that your Eskom account number is used as a reference for the Direct Deposit.



Collection Agencies

Pay your bill at:

- Any Pick n Pay store, Hypermarkets, Family stores, Spar or any other retail outlet that provides EasyPay and Pay@ services.
- Shoprite/Checkers Money Market Kiosks and Foodworld stores.
- Take note that SAPO branches are utilized for payments by one of our main Agents
- Take your bill with you when making a payment through one of our Agencies.
- Please note that certain restrictions apply to the form of payments that may be tendered. (i.e. cash, cheques or credit cards, depending on the particular agency).



Internet Payments

Internet Payments can be made:

- Through your own Bank's web site (contact your bank for more information).
- Through the collection agent's web site.
- Ensure that your Eskom account number is used in the reference field at all times.



Telephonic Payments

- Use your banks phone-in services to transfer payments to Eskom from your Bank account (contact your Bank for more information).
- Credit card payments can be made by calling the Eskom Contact Centre number given on the front of this bill.



Multiple Account Payments

- If multiple payments are made to one account, please send a breakdown of each account together with amounts to the Contact Centre shown on the front of this bill. To prevent interest accruing, or disconnections on these accounts, schedules should be sent immediately.



Postal Payments (No post-dated cheques will be accepted)

- Cheques, made payable to Eskom Holding SOC Ltd and marked "Not Transferable" between two parallel lines, can be mailed to the postal address shown on the front of this bill. Eskom does not support this channel and may charge for this channel of payment.
- For your own security, cash and cash cheques should not be sent through the post.
- Eskom will not be responsible for any loss sustained.

BILL DELIVERY OPTIONS



- Accounts can be emailed directly to your email address in a secure 128 bit encrypted format.
- The electronic bill complies with SARS regulations
- To make use of this facility send an email to customerservices@eskom.co.za stating your account number and required email address.
- Please note once the email option is selected you will no longer receive a printed copy of your bill.
- For small power users the bill is available on request in the official language of your choice.

ACCOUNT NUMBER

NAME

TAL ADDRESS

POSTAL CODE

TELEPHONE NUMBER (BUS)

TELEPHONE NUMBER (HOME)

TELEPHONE NUMBER (CELL)

E-MAIL ADDRESS

FAX NUMBER

GENERAL ACCOUNT INFORMATION

Conditions

- Electricity services are supplied, and this bill is rendered, in terms of Eskom's conditions of contract, as amended from time to time.

Auto Increase in Debit Order Limit

- As a service, Debit Order limits will be increased by the average rate increase as announced by Eskom.

- **Small power supplies:** in effecting payment pursuant to this invoice, I specifically agree that Eskom's Standard Prices (as amended and approved by the NERSA) and its Standard Conditions of Supply for Small Power users shall apply. Copies of the said documents are available on request from Eskom's Contact Centres. Any objection to the above shall be lodged with Eskom within 14 days of receipt of this invoice, which may result in Eskom terminating the supply.

VAT Registration Number

- While we endeavour to ensure the information supplied is updated, Eskom Holdings Ltd accepts no responsibility for any incorrect VAT registration number of a CUSTOMER appearing on the invoice. Please advise Eskom of any change in your VAT registration number.

Payment of Accounts

- Due Date means the date the electricity account is deemed to be received by the customer as provided for in the electricity supply agreement
- Final Payment Date means the date by when the customer's payment of the full invoiced amount must be reflected in Eskom's bank account, failing which interest will be charged, from the Due Date to the date of payment, on the outstanding amount.
- Accounts are due and payable when rendered. The due date on the account is in respect of the current month's electricity consumption.
- Estimated readings will be automatically adjusted after the next actual meter reading.
- Payments may not be deferred.
- If going away, please pay in advance to cover any accounts which may become due in your absence.
- If there is a delay in the receipt of your account, please pay an average amount based on your last account and advise Eskom accordingly.
- All payments that are more than R3 500 per account per month made by either a credit card, debit card or cash will attract a bank fee charge recovery which will be debited to your next bill of account.

Late Payments, Non Payments & Disconnection

- Interest is payable on overdue accounts.
- Eskom is entitled to disconnect supply for non-payment.
- In the event of a disconnection and in addition to the repayment of all outstanding amounts due, a disconnection/visit fee and additional deposit will become payable.
- Meter tampering is a criminal offence, punishable by law. In addition, charges associated with damage to Eskom property will be for your account.
- Your agreement may not be taken over by a 3rd party. You are legally liable for all charges reflected on this bill.

Accounts Handed Over for Collection

- Eskom has contracted to National Debt Collectors for accounts handed over.
- All payments for accounts handed over are still payable to Eskom.
- Should the customer pay the debt collector directly and not into Eskom's account, then Eskom will not be held liable.

PLEASE ADVISE ESKOM IF ANY OF YOUR DETAILS CHANGE OR ARE INCORRECTLY REFLECTED ON THIS BILL. PLEASE PHONE, E-MAIL, FAX OR MAIL THE INFORMATION TO US. DETAILS ON FRONT OF BILL. USE TEAR OFF SLIP ALONGSIDE.

THE INFORMATION AS STATED ABOVE IS AVAILABLE, ON REQUEST, IN THE OFFICIAL LANGUAGE OF YOUR CHOICE.

Date: 23/06/2025 Time: 3:09:58 PM

Profile name:	BEAUFORT WEST MUNICIPALITY
Batch reference number:	2124962961
Payment reference number:	000000005284681331
Payment date:	23/06/2025
Payment capture date:	23/06/2025
Payment authorise date and time:	23/06/2025 02:57:12 PM
From account name:	*BEAUFORT WEST MUNICIPALITY
From account description:	*BEAUFORT WEST MUNICIPALITY
From account statement description:	15/22316*ESKOM-83494
Beneficiary account number:	340167430
Beneficiary/ Recipient name:	ESKOM-8349427960
Beneficiary statement description:	8349427960
Branch code:	632005
Amount:	9,990.23
Real-time:	No

Additional comments by payer:

View your account to **confirm that you have received this payment.**

All payments are subject to clearing rules.

Please refer to landing page for cut off times and telephone numbers.

Profile name:BEAUFORT WEST MUNICIPALITY
Profile number:4000294773User name:BRADLEY JUAN DRE DAMON
User ID:16Small Business Services: 0860 116 400
Business Banking: 0860 111 055

JUNE 2025

IL001006014002000000000000000000000000

Liabilities:Current Liabilities:Trade and Other Payable Exchange Transactions:Water Inventory Bulk Purchases:Deposits



Private Bag 582
Beaufort West
Beaufort West - 6970

Tel: 023 414 8100
Fax: 023 414 8105
Email: treasury@beaufortwestmun.co.za
Website: www.beaufortwestmun.co.za
Municipality VAT No:- 4000846388

Sundry Invoice Detail

Invoice Number SPI10/7/00021566/2024-2025

Vendor Name AD NIGRINI

Invoice Date 01/06/2025

Vendor Number SCM/392

Company Type

Vendor Invoice Number	Project Name	Project Item	Plan Item ID	Purchase Item	Quantity	Unit Price	Invoice Amount (Excl. VAT)	VAT	Invoice Amount (Incl. VAT)
INV NO. RH 21	8178 - Water Services Programme_Water Treatment Project	Water	IE00700400000000000000000000000000	01 JUNE 2025 TO 30 JUNE 2025	1.0000	R 15 177.74	R 15 177.74	R 2 276.66	R 17 454.40
Total Amount							R 15 177.74	R 2 276.66	R 17 454.40

Print Date: 10/07/2025 12:07 PM

User: Desierie Melani

Page 1 of 1

Approval for payment signed by CFO



MUNISIPALITEIT / MUNICIPALITY
BEAUFORT-WES/BEAUFORT WEST/BHOBHOFULO

Departement van die Direkteur: Ingenieursdienste / Department of the Director: Engineering Services
Isebe Lomphathi Owongameleyo: Kwicandelo Lezenjineli

MAGTIGING VIR BETALING

Hiermee verleen ek **Luzuko Nqotola**, Direkteur: Infrastruktuur Dienste

goedkeuring vir die betaling van..... aan

GOEDKEUR	
NIE GOEDGEKEUR	

L. NQOTOLA
DIREKTEUR:INFRASTRUKTUUR DIENSTE

AUTHORISATION FOR PAYMENT

I **Luzuko Nqotola**, Director: Infrastructure Services, hereby approve the

Payment of R 17 454.40 to Mr AB Nigini Rhenostekop.....

APPROVED	
DISAPPROVED	

L. NQOTOLA
DIRECTOR: INFRASTRUCTURE SERVICES



**MUNISIPALITEIT / MUNICIPALITY / UMASIPALA-WASE
BEAUFORT-WES / BEAUFORT WEST / BHOBHOFOLO**

DEPARTEMENT VAN DIE DIREKTEUR: INGENIEURSDIENSTE
DEPARTMENT OF THE DIRECTOR: ENGINEERING SERVICES
ISEBE LOMPHATHI OWONGAMELEYO: KWICANDELO LEZENJINELI

Rig asseblief alle korrespondensie aan die Munisipale Bestuurder/Kindly address all correspondence to the Municipal Manager/Yonke imbelelwano mayithunyelwe kuMlawli kaMasipala

Verwysing 13/1/2/2: Koop Water: Rhenosterkop
Reference
Isalathiso

Privaatsak / Private Bag 582
Faks / Fax 023-415 2811
Tel 023-4148101

Navrae C.B. Wright
Enquiries
Imibuzo

E-pos / E-mail : louw@beaufortwestmun.co.za
Birdstraat 61/63 Bird Street
BEAUFORT- WES
BEAUFORT WEST

Datum 09 July 6970
Date

MEMORANDUM : ACTING CHIEF FINANCIAL OFFICER

PURCHASES RAW WATER: MR. A.D NIGRINI: RHENOSTERKOP

Find attached invoice no RH 21, dated 09 July 2025 from Mr. A.D Nigrini for the purchases of raw water for the period 01 June 2025 to 30 June 2025 from the farm Rhenosterkop.

10 909 m ³ kiloliter raw water @ R1.60 incl VAT	R15 177.74
Plus 15% VAT	<u>2 276.66</u>
Amount payable to A.D Nigrini	R17 454.40

Please make an electronic transfer in favour of A.D Nigrini. The bank details are: A.D Nigrini, Standard Bank Beaufort-Wes, Account number: 082 957 002, Branch, 050008. The payout must be made from vote number 4050-0600-0000.

It is hereby certified that the amount of R 17 454.40 has not been previously paid out.

For your further attention and settlement.

L. NDOTOLA
DIRECTOR: INFRASTRUCTURE SERVICES

TAX INVOICE / BELASTINGFAKTUUR

21

RH

From Van	A.D.N. gini Rheinertweg P.O. Box 191 Braunfels - West 6970	Date Datum	9/7/2025
		V.A.T. Reg. No./B.T.W. Gereg. Nr.	4540190503

To Aan	B/Wo Wimpaligt Braunfels - West P.O. Box 582 6970	V.A.T. Reg. No. B.T.W. Gereg. Nr.	40084636
-----------	---------------------------------------------------------	--------------------------------------	----------

Quantity Hoev.	Description Beskrywing	Unit Price Eenhedsprys	Amount Bedrag
	1 June - 30 June 2025		
	10909 m ³ @ R1,60/m ³		15177 74
	7		

TERMS TERME	Bt: Bly	15	Delete as applicable Skrap waar nie van toepassing nie	Sub Total	15177	74
				Subtotal	15177	74
				V.A.T. inclusive % B.T.W. Ingevoert	2276	66
				TOTAL TOTAAL	17454	40



**MUNICIPALITEIT / MUNICIPALITY / UMASIPALA-WASE
BEAUFORT-WES / BEAUFORT WEST / BHOBHOFOLO**

*DEPARTEMENT VAN DIE DIREKTEUR: INGENIEURSDIENSTE
DEPARTMENT OF THE DIRECTOR: ENGINEERING SERVICES
ISEBE LOMPHATHI OWONGAMELEYO: KWICANDELO LEZENJINELI*

Rig asseblief alle korrespondensie aan die Munisipale Bestuurder/Kindly address all correspondence to the Municipal Manager/Yonke imbalelwano mayithunywe kuMlawili kaMasipala

Verwysing 13/1/2/2: Koop Water: Rhenosterkop
Reference
Isalathiso

Privaatsak / Private Bag 582
Faks / Fax 023-415 2811
Tel 023-4148101

Navrae C.B. Wright
Enquiries
Imibuzo

E-pos / E-mail : louw@beaufortwestmun.co.za
Birdstraat 61/63 Bird Street
BEAUFORT-WES
BEAUFORT WEST
BHOBHOFOLO
6970

Datum 04 Julie 2025
Date

Rhenosterkop
Beaufort-Wes
6970

Aandag Mnr. A.Nigrini

AANKOPE ROUWATER: MNR. A.D NIGRINI- RHENOSTERKOP

Hier onder is 'n opsomming van die water wat by die verskillende boorgate op u eiendom onttrek was. Die onttrekkings syfers is vir die tydperk vanaf 01 Junie 2025 tot 30 Junie 2025.

BOORGAT	BEGIN LESING	EIND LESING	TOTAAL m ³
Rhenosterkop	436671	449045	12374
Dam	69751	71216	1465
Totale m ³ water onttrek			10 909m ³

Hiermee word u dus versoek om 'n rekening te lewer aan Beaufort-Wes Munisipaliteit vir die bogenoemde hoeveelheid rou water wat by u aangekoop word volgens die kontrak gesluit met Beaufort-Wes Munisipaliteit. Die tarief soos ooreengekom en vervat in die ooreenkoms is R1.60 per m³ BTW ingesluit.

Vir u verdere aandag.

C.B WRIGHT
BESTUURDER:TEGNIIESE DIENSTE
/hb



Invoice Number	SPT10/7/00021565/2024-2025	Vendor Name	AD NIGRINI
Invoice Date	01/06/2025	Vendor Number	SCM/392
		Company Type	

Print Date: 10/07/2025 12:01 PM

User: Desierie Melani

Page 1 of 1

Approval for payment signed by CFO



**MUNISIPALITEIT / MUNICIPALITY
BEAUFORT-WES/BEAUFORT WEST/BHOBHOFOL**

Departement van die Direkteur: Ingenieursdienste / Department of the Director: Engineering Services
Isebe Lomphathi Owongameleyo: Kwicandelo Lezenjineli

MAGTIGING VIR BETALING

Hiermee verleen ek **Luzuko Nqotola**, Direkteur: Infrastruktuur Dienste

goedkeuring vir die betaling van..... aan

GOEDKEUR	
NIE GOEDGEKEUR	

L. NQOTOLA
DIREKTEUR:INFRASTRUKTUUR DIENSTE

AUTHORISATION FOR PAYMENT

I **Luzuko Nqotola**, Director: Infrastructure Services, hereby approve the

Payment of... R 31 186.62to Mr AD Ngini Klein Hansrivier

APPROVED	
DISAPPROVED	

L. NQOTOLA
DIRECTOR: INFRASTRUCTURE SERVICES



**MUNISIPALITEIT / MUNICIPALITY / UMASIPALA-WASE
BEAUFORT-WES / BEAUFORT WEST / BHOBHOFOLO**

*DEPARTEMENT VAN DIE DIREKTEUR: INGENIEURSDIENSTE
DEPARTMENT OF THE DIRECTOR: ENGINEERING SERVICES
ISEBE LOMPHATHI OWONGAMELEYO: KWICANDELO LEZENJINELI*

Rig asseblief alle korrespondensie aan die Munisipale Bestuurder/Kindly address all correspondence to the Municipal Manager/Yonke imbelelwano mayithunywe kuMlawuli kaMasipala

Verwysing 13/1/2/2: Koop Water: Klein Hansrivier
Reference
Isalathiso

Privaatsak / Private Bag 582
Faks / Fax 023-415 2811
Tel 023-4148101

Navrae C.B. Wright
Enquiries
Imibuzo

E-pos / E-mail : louw@beaufortwestmun.co.za
Birdstraat 61/63 Bird Street
BEAUFORT- WES
BEAUFORTWEST

Datum 09 Julie 2025
Date

BHOFOLO
6970

MEMORANDUM: ACTING CHIEF FINANCIAL OFFICER

PURCHASES RAW WATER: MR. AD NIGRINI: KLEIN HANSRIVIER

Find attached invoice no. KH5 66 , dated 09 July 2025 from Mr. AD Nigrini for the purchases of raw water for the period 01 to 30 June 2025 from the farm Klein Hansrivier.

Raw water KH5: 9.720 m ³ vote no.4050-0600-0000 @ R2.79	R27,118.80
Plus 15% VAT	<u>4,067.82</u>

Amount payable to AD Nigrini	R31,186.62
------------------------------	------------

Please make an electronic transfer in favour of AD Nigrini. The bank details are: AD Nigrini, Standard Bank, Beaufort West, Account No. 082957002, Branch 050008. The payment must be made from the vote number mentioned above.

It is hereby certified that the amount of R31,186.62 has not been previously paid out.

For your further attention and settlement.

L. NQOTOLA

DIRECTOR: INFRASTRUCTURE SERVICES

TAX INVOICE / BELASTINGFAKTUUR

1245 66

From Van	A.D. Nigam Rheasterdorp P.O. Box 191 Beaufort-West 6970	Date Datum	9/7/2025
		V.A.T. Reg. No./B.T.W. Gereg. Nr.	4540190503

To Aan	B/Wes Munisipaliteit Beaufort-West Private 582 6970	V.A.T. Reg. No. B.T.W. Gereg. Nr.	400084636
-----------	-----------------------------------------------------------	--------------------------------------	-----------

Quantity Hoev.	Description Beskrywing	Unit Price Eenhedsprys	Amount Bedrag
	1 June - 30 June 2025		
	9720m ³ @ R2,79/m ³		27118 80
	7		

TERMS TERME	Bt. Khy	15	Delete as applicable Skrap waar nie van toepassing nie	Sub Total Subtotaal	27118 80
				V.A.T. inclusive % B.T.W. Ingesluit	4067 82
				TOTAL TOTAAL	31186 62



Invoice Number	SP110/7/00021564/2024-2025	Vendor Name	J NEL
Invoice Date	01/06/2025	Vendor Number	SCM/414
		Company Type	

Total Amount

User: Desierle Melani

Page 1 of 1



Tel # 023 414 8100

BTW/ VAT #: 40008 46 388

Privaatsak/Private Bag 582

E-mail: treasury@beaufortwestmun.co.za

Beaufort-Wes/West 6970

DT AAN:

Vendor Code

DT TO:

J NEL

Verw. / Ref. #

ABSA

Bewys / Voucher #

Code	632,005
------	----------------

Besending/ Batch #

DM 2507

Bank	<u>1,540,580,193</u>
------	----------------------

Datum/Date

2025/07/

	Pos / Vote #	Bedrag / Amount	Totaal / Total
	8178	R 45,451.20	
Totaal Debiete		R 45,451.20	
BANK	8980 2500 0000	Kt / Ct	R 45,451.20

Korrek Gesertifiseer
Certified Correct

^^ Prepared By

Approval for payment signed by CFO



**MUNISIPALITEIT / MUNICIPALITY
BEAUFORT-WES/BEAUFORT WEST/BHOBHOFULO**

Departement van die Direkteur: Ingenieursdienste / Department of the Director: Engineering Services
Isebe Lomphathi Owongameleyo: Kwicandelo Lezenjineli

MAGTIGING VIR BETALING

Hiermee verleen ek **Luzuko Nqotola**, Direkteur: Infrastruktuur Dienste

goedkeuring vir die betaling van..... aan

GOEDKEUR	
NIE GOEDGEKEUR	

L. NQOTOLA
DIREKTEUR:INFRASTRUKTUUR DIENSTE

AUTHORISATION FOR PAYMENT

I **Luzuko Nqotola**, Director: Infrastructure Services, hereby approve the

Payment of... R. 45,451.20 ...to Mr. J Nel Steenrotsfontein

APPROVED	
DISAPPROVED	

L. NQOTOLA
DIRECTOR: INFRASTRUCTURE SERVICES



**MUNISIPALITEIT / MUNICIPALITY / UMASIPALA-WASE
BEAUFORT-WES / BEAUFORT WEST / BHOBHOFOLO**

DEPARTEMENT VAN DIE DIREKTEUR: INGENIEURSDIENSTE
DEPARTMENT OF THE DIRECTOR: ENGINEERING SERVICES
ISEBE LOMPHATHI OWONGAMELEYO: KWICANDELO LEZENJINELI

Rig asseblief alle korrespondensie aan die Munisipale Bestuurder/Kindly address all correspondence to the Municipal Manager/Yonke Imbalelwano mayithunyolwe kuMlawli kaMasipala

Verwysing
Reference
Isalathiso

13/1/2/2: Water Purchase: Steenrotsfontein

Privaatsak / Private Bag 582
Faks / Fax 023-415 2811
Tel 023-4148101

Navrae
Enquiries
Street
Imibuzo

C.B. Wright

E-pos / E-mail : louw@beaufortwestmun.co.za
Birdstraat 61/63 Bird

BEAUFORT- WES
BEAUFORT WEST
6970

Datum
Date

07 July 2025

MEMORANDUM TO ACTING CHIEF FINANCIAL OFFICER

PURCHASES RAW WATER: MR. J.NEL: STEENROTSFONTEIN

Find attached invoice no. 94 , dated 07 July 2025 from Mr. J.Nel for the purchases of raw water for the period 01 June 2025 to 30 June 2025, from the farm Steenrotsfontein.

28 407 m ³ kiloliter raw water	@ R1.60 (incl VAT)	R 39,522.78
Plus 15% VAT		<u>R 5,928.42</u>

Amount payable to J.Nel R 45,451.20

Please make an electronic transfer in favour of J.Nel. The bank details are: J.Nel, ABSA Beaufort-Wes, Account number: 154 058 0193. The payment must be made from vote number 4050-0600-0000.

It is hereby certified that the amount of R 45,451.20 has not been previously paid out.

For your further attention and settlement.


C.B WRIGHT
SENIOR MANAGER: TECHNICAL SERVICES
/hb


L. NGOTOLA
DIRECTOR: INFRASTRUCTURE SERVICES
/hb


TAX INVOICE / BELASTINGFAKTUUR

94

From Van	J Nel Steenotsfontein Roshak 388 Beaufort-Wes 6970	Date Datum	7-7-25
		V.A.T. Reg. No./B.T.W. Gereg. Nr.	4750102115

To Aan	Municipaliteit Beaufort-Wes 6970	V.A.T. Reg. No. B.T.W. Gereg. Nr.	4000846388
-----------	-------------------------------------	--------------------------------------	------------

Quantity Hoev.	Description Beskrywing	Unit Price Eenhedsprys	Amount Bedrag
28,407 m ²	konkrete oordek op Steenotsfontein vir Tume Soss @ R1-60 per m ²	R39,522	78
	J Nel Absa, Beaufort-Wes Rekg Nr. 1540580193		

TERMS TERME	 15 Delete as applicable Skrap waar nie van toepassing nie	Sub Total Subtotaal	R39,522	78
		V.A.T. inclusive % B.T.W. Ingesluit	5,928	42
		TOTAL TOTAAL	45,451	20

Afsa

J. Nel, Afsa, Postbus 358, Beaufort-Wes 6970

Beaufort-Wes Munisipaliteit 6970.

Datum

Faksel N.

Bedrag

7-7-25

94

R45,451-20



Wates



**MUNISIPALITEIT / MUNICIPALITY / UMASIPALA-WASE
BEAUFORT-WES / BEAUFORT WEST / BHOBHOFOLO**

**DEPARTEMENT VAN DIE DIREKTEUR: INGENIEURSDIENSTE
DEPARTMENT OF THE DIRECTOR: ENGINEERING SERVICES
ISEBE LOMPHATHI OWONGAMELEYO: KWICANDELO LEZENJINELI**

Rig asseblief alle korrespondensie aan die Munisipale Bestuurder/Kindly address all correspondence to the Municipal Manager/Yonke imbalelwano mayithunyetwe kuMlawli kaMasipala

Verwysing 13/1/2/2: Koop Water: Steenrots
Reference
Isalathiso

Privaatsak / Private Bag 582
Faks / Fax 023-415 2811
Tel 023-414 8101

Navrae C.B. Wright
Enquiries
Imibuzo

E-pos / E-mail : pa.eng@beaufortwestmun.co.za
Birdstraat 61/63 Bird Street
BEAUFORT- WES
BEAUFORT WEST
6970

Datum 04 Julie 2025
Date

Steenrotsfontein
Beaufort-Wes
6970

Aandag Mnr. N. Nel

AANKOPE ROUWATER: MNR. N. NEL - STEENROTSFONTEIN

Hier onder is 'n opsomming van die water wat by die verskillende boorgate op u eiendom onttrek was. Die onttrekkings syfers is vir die tydperk vanaf 01 Junie tot 30 Junie 2025.

BOORGAT	BEGIN LESING	EIND LESING	TOTAAL m ³
SR 4	0	0	0
SR 5	525261	537047	11 786
SR 9	0	10765	10 765
SR 10	60920	66776	5 856
Totale m ³ water onttrek			28 407 m ³

Hiermee word u dus versoek om 'n rekening te lewer aan Beaufort-Wes Munisipaliteit vir die bogenoemde hoeveelheid rou water wat by u aankoop word volgens die kontrak gesluit met Beaufort-Wes Munisipaliteit. Die tarief soos ooreengekom en vervat in die ooreenkoms is R1.60 per m³ BTW ingesluit.

Vir u verdere aandag.


C.B. WRIGHT
BESTUURDER: TEGNIESE DIENSTE
/hb

BEAUFORT-WES - BEAUFORT WEST - BHOBHOFOLO

MUNISIPALITEIT - MUNICIPALITY - U MASIPALA WASE

DEPARTEMENT: FINANSIËLE DIENSTE / DEPARTMENT: FINANCIAL SERVICES

ELEKTRONIESE BETALING / ELECTRONIC PAYMENT(EFT)

BETALINGSADVIES / PAYMENT VOUCHER

Tel # 023 414 8100

BTW/ VAT #: 40008 46 388

Privaatsak/Private Bag 582

E-mail: treasury@beaufortwestmun.co.za

Beaufort-Wes/West 6970

DT AAN:

Vendor Code

DT TO:

J NEL

Verw. / Ref. #

ABSA

Bewys / Voucher #

Code

632,005

Besending/ Batch #

DM 2507

Bank

1,540,580,193

Datum/Date.

2025/07/

Fakt / Inv #	
PURCHASES RAW WATER : J NEL : STEENROTSFONTEIN	R 45,451.20
INV NO. 94	
JUNE 2025	
	R 45,451.20

	Pos / Vote #	Bedrag / Amount	Totaal / Total
	8178	R 45,451.20	
Totaal Debiete		R 45,451.20	
BANK	8980 2500 0000	Kt / Ct	R 45,451.20

Korrek Gesertifiseer

Certified Correct

^^ Prepared By

Approval for payment signed by CFO



MUNISIPALITEIT / MUNICIPALITY

BEAUFORT-WES/BEAUFORT WEST/BHOBHOFULO

Kantoor van die Munisipale Bestuurder / Office of the Municipal Manager

MAGTIGING VIR BETALING

Hiermee verleen ek **A.C MAKANDLANA, WAARNEMENDE MUNISIPALE BESTUURDER**, goedkeuring vir die betaling van

.....

aan

.....

A.C MAKANDLANA

WAARNEMENDE MUNISIPALE BESTUURDER

GOEDKEUR	
NIE GOEDGEKEUR	
GOEDKEUR	
NIE GOEDGEKEUR	

AUTHORISATION FOR PAYMENT

I **A.C MAKANDLANA, ACTING MUNICIPAL MANAGER**, grant approval

TO: NEWater (Water and Waste Water Engineering)

PAYMENT FOR: PURCHASE OF WATER:RECYCLING PLANT : R 717,592.23

VERIFIED	
NOT VERIFIED	



A.C MAKANDLANA

ACTING MUNICIPAL MANAGER

APPROVED	X
NOT APPROVED	



**MUNISIPALITEIT / MUNICIPALITY / UMASIPALA-WASE
BEAUFORT-WES / BEAUFORT WEST / BHOBHOFOLO**

*DEPARTEMENT VAN DIE DIREKTEUR: INGENIEURSDIENSTE
DEPARTMENT OF THE DIRECTOR: ENGINEERING SERVICES
ISEBE LOMPHATHI OWONGAMELEYO: KWICANDELO LEZENJINELI*

Rig asseblief alle korrespondensie aan die Munisipale Bestuurder/Kindly address all correspondence to the Municipal Manager/Yonke imbelelwano mayithunyelwe kuMlawuli kaMasipala

Verwysing
Reference
Isalathiso

13/1/2/7/3

Privaatsak / Private Bag 582
Faks / Fax 023-4152811
Tel 023-4148101

Navrae
Enquiries
Imibuzo

C.B. Wright

E-pos / E-mail : pa.eng@beaufortwestmun.co.za
Birdstraat 61/63 Bird Street
BEAUFORT- WES
BEAUFORT WEST

Datum
Date

02 June 2025

6970

MEMORANDUM: CHIEF FINANCIAL OFFICER

**WATER & WASTE WATER ENGINEERING: ACCOUNT FOR PURCHASE OF
WATER: RECYCLING PLANT: R717,592.23**

Please find attached invoice 442 from NEWater (Water and Waste Water Engineering) for the purchase of purified water from the recycling plant.

For the period 01 to 31 May 2025, a total amount of 34,532.00 kl of water was delivered from the Recycling Plant, at a cost of R18.07 /kl excluding VAT. Costs amount to:
R 717,592.23.


Please pay out NEWater (Water & Waste Water Engineering) against post number
4050-0600-0000: Raw water purchases.

For your further attention.


**C.B. WRIGHT
SENIOR MANAGER: TECHNICAL SERVICES**


**L. NGOTOLA
DIRECTOR: INFRASTRUCTURE SERVICES**

Tax Invoice

To: Beaufort West Municipality Private Bag X582 Beaufort West 6970 Attention: Mr C Wright VAT nr: 400 084 6388		From: NEWater (Pty) Ltd P. O. Box 12845 Die Boord 7613 Attention: Mr P Marais VAT nr: 471 021 7383		Tel: (021) 880 1829 Cell: (082) 870 1988	
Tel: (023) 414 8020 Fax: (023) 415 1373					
Invoice Number:	Date:	Terms:	Your Reference:	Page:	
442	01-Jun-25	30 days		1	
Description: Beaufort West Water Reclamation Plant				Total	
1. Final Water Invoiced					
Final Water invoiced during May 2025				34,532.00 kl	
Invoiceable Water				34,532.00 kl	
Rate per kl				R18.07	
Sub total				R623,993.24	
VAT 15%				R93,598.99	
Sub total (Including VAT)				R717,592.23	
					
					
Bank Details: ABSA Stellenbosch Branch Code: 33 44 10 Cheque Account nr: 405 993 1038				Total Due This Invoice	
				R717,592.23	



Pierre Marais Pr Eng

01-Jun-25

Date

Opsomming Mei 2025

DATUM	Inlaatwerke Vloeiometer	Overflow Chamber Vloeiometer	RO Water Vloeiometer (kl/dag)	Som van RO Water gelewer (kl)	Final Water Vloeiometer (kl/dag)	Reservoir Vloeiometer (kl/dag)	Notas
01-May-25	3305	1,937	1,303	1,303	-	1,241	
02-May-25	3077	2,440	1,305	2,608	-	1,230	
03-May-25	2932	2,063	1,309	3,917	-	1,252	
04-May-25	3010	1,896	1,302	5,219	-	1,238	
05-May-25	3765	2,530	1,304	6,523	-	1,226	
06-May-25	3278	2,438	1,312	7,835	-	1,236	
07-May-25	3710	2,051	1,311	9,146	-	1,243	
08-May-25	3958	1,970	1,303	10,449	-	1,204	
09-May-25	4140	2,118	1,303	11,752	-	1,236	
10-May-25	3793	2,328	1,300	13,052	-	1,224	
11-May-25	3679	2,224	1,294	14,346	-	1,191	
12-May-25	3981	2,376	1,298	15,644	-	1,165	
13-May-25	3733	1,616	1,301	16,945	-	775	Lekasie BO by Pyplyn teen Koppie (naby Reservoir)
14-May-25	3272	2,100	1,302	18,247	-	1,212	
15-May-25	3809	3,220	993	19,240	-	906	Krag onder breakings (14:30-16:00 and 19:15-20:15)
16-May-25	3999	1,705	1,309	20,549	-	1,213	
17-May-25	3827	27	0	20,549	-	0	Maturation river cleaning
18-May-25	3842	2,182	0	20,549	-	0	Maturation river cleaning/Filling
19-May-25	3684	3,121	1,353	21,902	-	1,198	Plant started at 13h45
20-May-25	3790	2,919	1,291	23,193	-	1,231	
21-May-25	3512	1,981	1,304	24,497	-	1,230	
22-May-25	3583	2,700	1,302	25,799	-	1,218	
23-May-25	3861	1,908	1,309	27,108	-	1,208	
24-May-25	3615	2,821	1,300	28,408	-	1,206	
25-May-25	3560	2,153	1,309	29,717	-	1,211	
26-May-25	3895	2,260	1,305	31,022	-	1,191	
27-May-25	3983	2,145	1,310	32,332	-	1,200	
28-May-25	3865	1,788	1,310	33,642	-	1,240	
29-May-25	3824	2,821	1,298	34,940	-	1,186	
30-May-25	3769	2,479	1,300	36,240	-	1,198	
31-May-25	3600	1,672	1,300	37,540	-	1,223	
	113,651	67,989	37,540	37,540	0	A	
						34,532	

Opsomming

Finale Water gelewer by Reservoir in Mei 2025 (A)

34,532

StatementDate of Statement: **1 June 2025**

To: Beaufort West Municipality Private Bag X582 Beaufort West 6970 Attention: Mr C Wright VAT nr: 400 084 6388			From: NEWater (Pty) Ltd P.O. Box 12845 Die Boord STELLENBOSCH 7613 VAT nr: 471 021 7383		
Tel: (023) 414 8020 Fax: (023) 415 1373			Tel: (021) 880 1829 Cell: (082) 870 1988		
Invoice No	Date Submitted	Amount	Paid	Payment Received	
431	01-Jul-24	R 642,621.63	R -642,621.63	01-Aug-24	
432	01-Aug-24	R 687,610.32	R -687,610.32	30-Aug-24	
433	01-Sept-24	R 663,742.43	R -663,742.43	30-Sept-24	
434	01-Oct-24	R 656,476.56	R -656,476.56	31-Oct-24	
435	01-Nov-24	R 514,821.90	R -514,821.90	29-Nov-24	
436	01-Dec-24	R 745,378.99	R -745,378.99	30-Dec-24	
437	01-Jan-25	R 840,153.83	R -840,153.83	31-Jan-25	
438	01-Feb-25	R 752,420.34	R -752,420.34	28-Feb-25	
439	01-Mar-25	R 673,329.76	R -673,329.76	28-Mar-25	
440	01-Apr-25	R 773,824.26	R -773,824.26	30-Apr-25	
441	01-May-25	R 749,531.85	R -749,531.85	30-May-25	
442	01-Jun-25	R 717,592.23			
		Total Amount Invoiced R 8,417,504.10	Payments Received R -7,699,911.87	Balance Outstanding R 717,592.23	
120+ Days	90 Days - 119 Days	60 Days - 89 Days	30 Days - 59 Days	Current - 29 Days	
R -	R -	R -	R -	R 717,592.23	



Pierre Marais Pr Eng

1 June 2025

Date

Date: 30/06/2025 Time: 9:39:13 AM

Profile name:	BEAUFORT WEST MUNICIPALITY
Batch reference number:	2129470618
Reference number:	000000005296157615
Payment date:	27/06/2025
From account name:	*BEAUFORT WEST MUNICIPALITY
From account description:	*BEAUFORT WEST MUNICIPALITY
From account statement description:	15/22420*WATER & WAS
Beneficiary account / cell phone number:	4059931038
Beneficiary/ Recipient name:	WATER & WASTEWATER ENGINEERING
Beneficiary statement description:	Beaufort West Municipality
Branch code:	632005
Amount:	717,592.23

Additional comments by payer:

View your account to **confirm that you have received this payment.**

- All payments are subject to clearing rules.

Please refer to landing page for cut off times and telephone numbers.

Profile name:BEAUFORT WEST MUNICIPALITY
Profile number:4000294773User name:BERTHYL RUTH SIYAYA
User ID:9Small Business Services: 0860 116 400
Business Banking: 0860 111 055



Private Bag 582
Beaufort West
Beaufort West - 6970

Tel: 023 414 8100
Fax: 023 414 8105
Email: treasury@beaufortwestmun.co.za
Website: www.beaufortwestmun.co.za
Municipality VAT No:- 4000846388

Payment Instruction Detail

Status - Awaiting Payment Approval									
PAYMENT DETAILS	Payment Instruction Number	Payment Instruction Date	Payment Id	Payment Type	Transaction Type	Cashbook	Payment Due Date	Total Payment Amount	Outstanding Payment Amount
	P106/23/00040044/2024-2025	23/06/2025	40044	Normal	Exp - Direct Payment EFT	Nedbank 2025	09/07/2025	R 63 412.79	R 63 412.79

VENDOR DETAILS

Vendor Name	Vendor Number	Bank	Account Number	Branch Code	Account Type	Payment Reference
AD NIGRINI	SCM/392	Standard Bank	82957002	051001	Cheque/Current Account	AD NIGRINI

INVOICE DETAILS

Invoice Number	Vendor / Creditor Invoice Number	Vendor Invoice Date	Goods / Service Description	Invoice Amount (excl. VAT)	VAT	Invoice Amount (Incl. VAT)	Reason for Late Payment
SPI17/6/00021225/2024-2025	INV NO. KHS 65	09/06/2025	Water Services Programme Water Treatment Project / Water / 01 TO 30 APRIL 2025 & 01 TO 31 MAY 2025	R 55 141.56	R 8 271.23	R 63 412.79	



Tel: 023 414 8100
Fax: 023 414 8105
Email: treasury@beaufortwestmun.co.za
Website: www.beaufortwestmun.co.za
Municipality VAT No:- 4000846388

Vendor Name	AD NIGRINI
Vendor Number	SCM/392
Company Type	

Invoice Number	SP17/6/00021225/2024-2025
Invoice Date	09/06/2025

[illegible]

Print Date: 17/06/2025 09:33 AM

User: Desierie Melani



**MUNISIPALITEIT / MUNICIPALITY
BEAUFORT-WES/BEAUFORT WEST/BHOBHOFULO**

Departement van die Direkteur: Ingenieursdienste / Department of the Director: Engineering Services
Isebe Lomphathi Owongameleyo: Kwicandelo Lezenjineli

MAGTIGING VIR BETALING

Hiermee verleen ek **Luzuko Nqotola**, Direkteur: Infrastruktuur Dienste

goedkeuring vir die betaling van..... aan

GOEDKEUR	
NIE GOEDGEKEUR	

L. NQOTOLA
DIREKTEUR:INFRASTRUKTUUR DIENSTE

AUTHORISATION FOR PAYMENT

I **Luzuko Nqotola**, Director: Infrastructure Services, hereby approve the

Payment of R 63 412,79 to Mr. AD Nigini Klein Hansrivier

APPROVED	<input checked="" type="checkbox"/>
DISAPPROVED	<input type="checkbox"/>



L. NQOTOLA
DIRECTOR: INFRASTRUCTURE SERVICES



**MUNISIPALITEIT / MUNICIPALITY / UMASIPALA-WASE
BEAUFORT-WES / BEAUFORT WEST / BHOBHOFOLO**

**DEPARTEMENT VAN DIE DIREKTEUR: INGENIEURSDIENSTE
DEPARTMENT OF THE DIRECTOR: ENGINEERING SERVICES
ISEBE LOMPHATHI OWONGAMELEYO: KWICANDELO LEZENJINELI**

Rig asseblief alle korrespondensie aan die Munisipale Bestuurder/Kindly address all correspondence to the Municipal Manager/Yonke imbelelwano mayithunyelwe kuMlawli kaMasipala

Verwysing 13/1/2/2: Koop Water: Klein Hansrivier
Reference
Isalathiso

Privaatsak / Private Bag 582
Faks / Fax 023-415 2811
Tel 023-4148101

Navrae C.B. Wright
Enquiries
Imibuzo

E-pos / E-mail : louw@beaufortwestmun.co.za
Birdstraat 61/63 Bird Street
BEAUFORT- WES
BEAUFORTWEST

Datum 09 Junie 2025
Date

BHOFOLO
6970

MEMORANDUM: ACTING CHIEF FINANCIAL OFFICER

PURCHASES RAW WATER: MR. AD NIGRINI: KLEIN HANSRIVIER

Find attached invoice no. KH5 65, dated 09 June 2025 from Mr. AD Nigrini for the purchases of raw water for the period 01 to 30 April 2025 and 01 to 31 May 2025 from the farm Klein Hansrivier.

Raw water KH5: 9.720 m ³ vote no.4050-0600-0000 @ R2.79	R27,118.80
Raw water KH5: 10.044 m ³ vote no.4050-0600-0000 @ R2.79	<u>R28,022.76</u>
	R55,141.56
Plus 15% VAT	<u>8,271.23</u>

Amount payable to AD Nigrini R63,412.79

Please make an electronic transfer in favour of AD Nigrini. The bank details are: AD Nigrini, Standard Bank, Beaufort West, Account No. 082957002, Branch 050008. The payment must be made from the vote number mentioned above.

It is hereby certified that the amount of R63,422.79 has not been previously paid out.

For your further attention and settlement.


**C.B. WRIGHT
SENIOR MANAGER: TECHNICAL SERVICES**

**L. NQOTOLA
DIRECTOR: INFRASTRUCTURE SERVICES**

TAX INVOICE / BELASTINGFAKTUUR

K/TS

65

From Van	Date Datum
A.D. Mijnsing Rheenschep P.O. Box 191 Bedouft-West 6970	9/6/25
V.A.T. Reg. No./B.T.W. Gereg. Nr.	
4810190803	

To Aan	V.A.T. Reg. No. B.T.W. Gereg. Nr.
B/Wo Mijnsing Bedouft-West / P.O. Box 582 6970	40008463

Quantity Hoev.	Description Beskrywing	Unit Price Eenhedsprijs	Amount Bedrag
7	1 April - 30 April 2025		
	9720 m ³ @ R2,79/m ³		27118 80
7	1 Mei - 31 Mei 2025		
	10,044 m ³ @ R2,79/m ³		28022 76

TERMS TERME	15 Delete as applicable Skraas waar nie van toepassing nie 20% Kontel jaar na 30da	Sub Total Subtotaal	55141 56
		V.A.T. inclusive % B.T.W. Ingesluit	8271 23
		TOTAL	63412 79
		TOTAL	63412 79

Date: 30/06/2025 Time: 10:27:56 AM

Profile name:	BEAUFORT WEST MUNICIPALITY
Batch reference number:	2127150284
Reference number:	000000005296169725
Payment date:	27/06/2025
From account name:	*BEAUFORT WEST MUNICIPALITY
From account description:	*BEAUFORT WEST MUNICIPALITY
From account statement description:	15/22323*AD NIGRINI
Beneficiary account / cell phone number:	82957002
Beneficiary/ Recipient name:	AD NIGRINI
Beneficiary statement description:	Beaufort West Municipality
Branch code:	051001
Amount:	63,412.79

Additional comments by payer:

View your account to **confirm that you have received this payment.**

- All payments are subject to clearing rules.

Please refer to landing page for cut off times and telephone numbers.

Private Bag 582
Beaufort West
Beaufort West - 6970

Tel: 023 414 8100
Fax: 023 414 8105
Email: treasury@beaufortwestmun.co.za
Website: www.beaufortwestmun.co.za
Municipality VAT No:- 4000846388



Payment Instruction Detail

PAYMENT DETAILS

Payment Instruction Number	Payment Instruction Date	Payment Id	Payment Doc Number	Payment Type	Transaction Type	Cashbook	Payment Due Date	Total Payment Amount	Outstanding Payment Amount
PI06/23/00040048/2024-2025	23/06/2025	40048	15/22327	Normal	Exp - Direct Payment EFT	Nedbank 2025	09/07/2025	R 35 841.60	R 35 841.60

VENDOR DETAILS

Vendor Name	Vendor Number	Bank	Account Number	Branch Code	Account Type	Payment Reference
AD NIGRINI	SCM/392	Standard Bank	82957002	051001	Cheque/Current Account	AD NIGRINI

INVOICE DETAILS

Invoice Number	Vendor / Creditor Invoice Number	Vendor Invoice Date	Goods / Service Description	Invoice Amount (excl. VAT)	VAT	Invoice Amount (Incl. VAT)	Reason for Late Payment
SPT17/6/00021226/2024-2025	INV NO. RH 20	09/06/2025	Water Services Programme, Water Treatment Project / Water / 01 APRIL TO 30 APRIL 2025 & 01 MAY TO 31 MAY 2025	R 31 166.61	R 4 674.99	R 35 841.60	

Status - Awaiting Payment Approval

Print Date: 23/06/2025 12:16 PM

User: Deslerie Melani

1 of 1

1 of 1

2025/06/23, 12:16



Sundry Invoice Detail

Invoice Number	SPI17/6/00021226/2024-2025	Vendor Name	AD NIGRINI
Invoice Date	09/06/2025	Vendor Number	SCM/392
		Company Type	

[illegible]



**MUNISIPALITEIT / MUNICIPALITY
BEAUFORT-WES/BEAUFORT WEST/BHOBHOFULO**

Departement van die Direkteur: Ingenieursdienste / Department of the Director: Engineering Services
Isebe Lomphathi Owongameleyo: Kwicandelo Lezenjineli

MAGTIGING VIR BETALING

Hiermee verleen ek **Luzuko Nqotola**, Direkteur: Infrastruktuur Dienste

goedkeuring vir die betaling van..... aan

GOEDKEUR	
NIE GOEDGEKEUR	

L. NQOTOLA
DIREKTEUR:INFRASTRUKTUUR DIENSTE

AUTHORISATION FOR PAYMENT

I **Luzuko Nqotola**, Director: Infrastructure Services, hereby approve the

Payment of... R 35 841.60 ...to Mr AD Nigrini Rheosterkop

APPROVED	
DISAPPROVED	

L. NQOTOLA
DIRECTOR: INFRASTRUCTURE SERVICES



**MUNISIPALITEIT / MUNICIPALITY / UMASIPALA-WASE
BEAUFORT-WES / BEAUFORT WEST / BHOBHOFOLO**

DEPARTEMENT VAN DIE DIREKTEUR: INGENIEURSDIENSTE
DEPARTMENT OF THE DIRECTOR: ENGINEERING SERVICES
ISEBE LOMPHATHI OWONGAMELEYO: KWICANDELO LEZENJINELI

Rig asseblief alle korrespondensie aan die Munisipale Bestuurder/Kindly address all correspondence to the Municipal Manager/Yonke imbalelwano mayithunyeliwe kuMlawuli kaMasipala

Verwysing 13/1/2/2: Koop Water: Rhenosterkop
Reference
Isalathiso

Navrae C.B. Wright
Enquiries
Imibuzo

Datum 09 June 2025
Date

Privaatsak / Private Bag 582
Faks / Fax 023-415 2811
Tel 023-4148101

E-pos / E-mail : louw@beaufortwestmun.co.za
Birdstraat 61/63 Bird Street
BEAUFORT- WES
BEAUFORT WEST
6970

MEMORANDUM : ACTING CHIEF FINANCIAL OFFICER

PURCHASES RAW WATER: MR. A.D NIGRINI: RHENOSTERKOP

Find attached invoice no RH 20 , dated 09 June 2025 from Mr. A.D Nigrini for the purchases of raw water for the period 01 April to 30 April 2025 and 01 May 2025 to 31 May 2025 from the farm Rhenosterkop.

9 870m ³ kiloliter raw water @ R1.60 incl VAT	R13 732.17
12 531m ³ kiloliter raw water @ R1.60 incl VAT	<u>R17 434.43</u>
	R31 166.60
Plus 15% VAT	<u>4 675.00</u>
Amount payable to A.D Nigrini	R35 841.60

Please make an electronic transfer in favour of A.D Nigrini. The bank details are: A.D Nigrini, Standard Bank Beaufort-Wes, Account number: 082 957 002, Branch, 050008. The payout must be made from vote number 4050-0600-0000.

It is hereby certified that the amount of R 35 841.60 has not been previously paid out.

For your further attention and settlement.


C.B WRIGHT
SENIOR MANAGER: TECHNICAL SERVICES


L. NQOTOLA
DIRECTOR: INFRASTRUCTURE SERVICES

20



**MUNISIPALITEIT / MUNICIPALITY / UMASIPALA-WASE
BEAUFORT-WES / BEAUFORT WEST / BHOBHOFOLO**

*DEPARTEMENT VAN DIE DIREKTEUR: INGENIEURSDIENSTE
DEPARTMENT OF THE DIRECTOR: ENGINEERING SERVICES
ISEBE LOMPHATHI OWONGAMELEYO: KWICANDELO LEZENJINELI*

Rig asseblief alle korrespondensie aan die Munisipale Bestuurder/Kindly address all correspondence to the Municipal Manager/Yonke imbelelwano mayithunyelwe kuMlawli kaMasipala

Verwysing
Reference
Isalathiso

13/1/2/2: Koop Water: Rhenosterkop

Privaatsak / Private Bag 582
Faks / Fax 023-415 2811
Tel 023-4148101

Navrae
Enquiries
Imibuzo

C.B. Wright

E-pos / E-mail : louw@beaufortwestmun.co.za
Birdstraat 61/63 Bird Street
BEAUFORT- WES
BEAUFORT WEST

Datum
Date

05 Mei 2025

BHOBHOFOLO
6970

Rhenosterkop
Beaufort-Wes
6970

Aandag Mnr. A.Nigrini

AANKOPE ROUWATER: MNR. A.D NIGRINI- RHENOSTERKOP

Hier onder is 'n opsomming van die water wat by die verskillende boorgate op u eiendom onttrek was. Die onttrekkings syfers is vir die tydperk vanaf 1 April 2025 tot 30 April 2025.

BOORGAT	BEGIN LESING	EIND LESING	TOTAAL m ³
Rhenosterkop	410926	422421	11495
Dam	66407	68032	1625
Totale m ³ water onttrek			9 870m ³

Hiermee word u dus versoek om 'n rekening te lewer aan Beaufort-Wes Munisipaliteit vir die bogenoemde hoeveelheid rou water wat by u aangekoop word volgens die kontrak gesluit met Beaufort-Wes Munisipaliteit. Die tarief soos ooreengekom en vervat in die ooreenkoms is R1.60 per m³ BTW ingesluit.

Vir u verdere aandag.


C.B WRIGHT
BESTUURDER:TEGNIIESE DIENSTE
/hb



**MUNISIPALITEIT / MUNICIPALITY / UMASIPALA-WASE
BEAUFORT-WES / BEAUFORT WEST / BHOBHOFOLO**

**DEPARTEMENT VAN DIE DIREKTEUR: INGENIEURSDIENSTE
DEPARTMENT OF THE DIRECTOR: ENGINEERING SERVICES
ISEBE LOMPHATHI OWONGAMELEYO: KWICANDELO LEZENJINELI**

Rig asseblief alle korrespondensie aan die Munisipale Bestuurder/Kindly address all correspondence to the Municipal Manager/Yonke imbalelwano mayithunyelwe kuMlawuli kaMasipala

Verwysing 13/1/2/2: Koop Water: Rhenosterkop
Reference
Isalathiso

Privaatsak / Private Bag 582
Faks / Fax 023-415 2811
Tel 023-4148101

Navrae C.B. Wright
Enquiries
Imibuzo

E-pos / E-mail : louw@beaufortwestmun.co.za
Birdstraat 61/63 Bird Street
BEAUFORT - WES
BEAUFORT WEST
BHOBHOFOLO
6970

Datum 09 Junie 2025
Date

Rhenosterkop
Beaufort-Wes
6970

Aandag Mnr. A.Nigrini

AANKOPE ROUWATER: MNR. A.D NIGRINI- RHENOSTERKOP

Hier onder is 'n opsomming van die water wat by die verskillende boorgate op u eiendom onttrek was. Die onttrekkings syfers is vir die tydperk vanaf 01 Mei 2025 tot 31 Mei 2025.

BOORGAT	BEGIN LESING	EIND LESING	TOTAAL m ³
Rhenosterkop	422421	436671	14250
Dam	68032	69751	1719
Totale m ³ water onttrek			12 531m ³

Hiermee word u dus versoek om 'n rekening te lewer aan Beaufort-Wes Munisipaliteit vir die bogenoemde hoeveelheid rou water wat by u aangekoop word volgens die kontrak gesluit met Beaufort-Wes Munisipaliteit. Die tarief soos ooreengekom en vervat in die ooreenkoms is R1.60 per m³ BTW ingesluit.

Vir u verdere aandag.


C.B. WRIGHT
BESTUURDER: TEGNIESE DIENSTE
/hb

Date: 30/06/2025 Time: 10:27:56 AM

Profile name:	BEAUFORT WEST MUNICIPALITY
Batch reference number:	2127150284
Reference number:	000000005296169727
Payment date:	27/06/2025
From account name:	*BEAUFORT WEST MUNICIPALITY
From account description:	*BEAUFORT WEST MUNICIPALITY
From account statement description:	15/22327*AD NIGRINI
Beneficiary account / cell phone number:	82957002
Beneficiary/ Recipient name:	AD NIGRINI
Beneficiary statement description:	Beaufort West Municipality
Branch code:	051001
Amount:	35,841.60

Additional comments by payer:

View your account to **confirm that you have received this payment.**

- All payments are subject to clearing rules.

Please refer to landing page for cut off times and telephone numbers.

Profile name:BEAUFORT WEST MUNICIPALITY
Profile number:4000294773

User name:BERTHYL RUTH SIYAYA
User ID:9

Small Business Services: 0860 116 400
Business Banking: 0860 111 055



Private Bag 582
Beaufort West
Beaufort West - 6970

Tel: 023 414 8100
Fax: 023 414 8105
Email: treasury@beaufortwestmun.co.za
Website: www.beaufortwestmun.co.za
Municipality VAT No:- 4000846388

Payment Instruction Detail

PAYMENT DETAILS										Status - Awaiting Payment Approval		
Payment Instruction Number	Payment Instruction Date	Payment Id	Doc Number	Payment Type	Transaction Type	Cashbook	Payment Due Date	Total Payment Amount	Outstanding Payment Amount			
PT06/23/00040046/2024-2025	23/06/2025	40046	15/22325	Normal	Exp - Direct Payment EFT	Nedbank 2025	10/07/2025	R 35 590.40	R 35 590.40			
VENDOR DETAILS												
Vendor Name	Vendor Number	Bank	Account Number	Branch Code	Account Type	Payment Reference						
J NEL	SCM/414	Absa Bank	1540580193	334108	Cheque/Current Account	J NEL						
INVOICE DETAILS												
Invoice Number	Vendor / Creditor Invoice Number	Vendor Invoice Date	Goods/Service Description	Invoice Amount (excl. VAT)	VAT	Invoice Amount (Incl. VAT)	Reason for Late Payment					
SPT17/6/00021224/2024-2025	INV NO. 93	10/06/2025	Water Services Programme_ Water Treatment Project / Water / 01 MAY 2025 TO 31 MAY 2025	R 30 948.17	R 4 642.23	R 35 590.40						



Private Bag 582
Beaufort West
Beaufort West - 6970

Tel: 023 414 8100
Fax: 023 414 8105
Email: treasury@beaufortwestmun.co.za
Website: www.beaufortwestmun.co.za
Municipality VAT No:- 4000846388

Sundry Invoice Detail

Invoice Number SPI17/6/00021224/2024-2025

J NEL

Invoice Date	10/06/2025
--------------	------------

SCM/414

Company Type

[illegible]

Print Date: 17/06/2025 09:10 AM

User: Desierie Melani

Page 1 of 1



**MUNISIPALITEIT / MUNICIPALITY
BEAUFORT-WES/BEAUFORT WEST/BHOBHOFULO**

Departement van die Direkteur: Ingenieursdienste / Department of the Director: Engineering Services
Isebe Lomphathi Owongameleyo: Kwicandelo Lezenjineli

MAGTIGING VIR BETALING

Hiermee verleen ek **Luzuko Nqotola**, Direkteur: Infrastruktuur Dienste

goedkeuring vir die betaling van..... aan

GOEDKEUR	
NIE GOEDGEKEUR	

L. NQOTOLA
DIREKTEUR:INFRASTRUKTUUR DIENSTE

AUTHORISATION FOR PAYMENT

I **Luzuko Nqotola**, Director: Infrastructure Services, hereby approve the

Payment of R 35,590.40 to Mr J Nel Steenrotsfontein

APPROVED	✓
DISAPPROVED	



L. NQOTOLA
DIRECTOR: INFRASTRUCTURE SERVICES



**MUNISIPALITEIT / MUNICIPALITY / UMASIPALA-WASE
BEAUFORT-WES / BEAUFORT WEST / BHOBHOFOLO**

DEPARTEMENT VAN DIE DIREKTEUR: INGENIEURSDIENSTE
DEPARTMENT OF THE DIRECTOR: ENGINEERING SERVICES
ISEBE LOMPHATHI OWONGAMELEYO: KWICANDELO LEZENJINELI

Rig asseblief alle korrespondensie aan die Munisipale Bestuurder/Kindly address all correspondence to the Municipal Manager/Yonke imbelelwano mayithunyolwe kuMlawili kaMasipala

Verwysing 13/1/2/2: Water Purchase: Steenrotsfontein
Reference
Isalathiso

Privaatsak / Private Bag 582
Faks / Fax 023-415 2811
Tel 023-4148101

Navrae C.B. Wright
Enquiries
Street
Imibuzo

E-pos / E-mail : louw@beaufortwestmun.co.za
Birdstraat 61/63 Bird

Datum 10 June 2025
Date

BEAUFORT- WES
BEAUFORT WEST
6970

MEMORANDUM TO ACTING CHIEF FINANCIAL OFFICER

PURCHASES RAW WATER: MR. J.NEL: STEENROTSFONTEIN

Find attached invoice no.93, dated 10 June 2025 from Mr. J.Nel for the purchases of raw water for the period 01 May 2025 to 31 May 2025, from the farm Steenrotsfontein.

22 244 m ³ kiloliter raw water	@ R1.60 (incl VAT)	R 30,948.17
Plus 15% VAT		<u>R 4,642.23</u>

Amount payable to J.Nel	<u>R 35,590.40</u>
-------------------------	--------------------

Please make an electronic transfer in favour of J.Nel. The bank details are: J.Nel, ABSA Beaufort-Wes, Account number: 154 058 0193. The payment must be made from vote number 4050-0600-0000.

It is hereby certified that the amount of R 35,590.40 has not been previously paid out.

For your further attention and settlement.

C.B. WRIGHT
SENIOR MANAGER: TECHNICAL SERVICES
/hb


L.N. QOTOLA
DIRECTOR: INFRASTRUCTURE SERVICES
/hb

93

To Aan *Municipaliteit*
Beaufort-West 6970
V.A.T. Reg. No.
B.T.W. Gereg. Nr.
4000846388

[illegible]

Staat.

J. Rd, Steenotejprotein, Raskus 388, Beaufort. Wis 6970.

Beaufort. Wis Municipaliteit, Beaufort. Wis 6970

Datum

Faktuur N.

Bedrag.

10/06/2025

93.

R 35,590.40



**MUNISIPALITEIT / MUNICIPALITY / UMASIPALA-WASE
BEAUFORT-WES / BEAUFORT WEST / BHOBHOFOLO**

*DEPARTEMENT VAN DIE DIREKTEUR: INGENIEURSDIENSTE
DEPARTMENT OF THE DIRECTOR: ENGINEERING SERVICES
ISEBE LOMPHATHI OWONGAMELEYO: KWICANDELO LEZENJINELI*

Rig asseblief alle korrespondensie aan die Munisipale Bestuurder/Kindly address all correspondence to the Municipal Manager/Yonke imbalelwano mayithunyelwe kuMlawuli kaMasipala

Verwysing 13/1/2/2: Koop Water: Steenrots
Reference
Isalathiso

Navrae C.B. Wright
Enquiries
Imibuzo

Datum 05 Mei 2025
Date

Privaatsak / Private Bag 582
Faks / Fax 023-415 2811
Tel 023-414 8101

E-pos / E-mail : pa.eng@beaufortwestmun.co.za
Birdstraat 61/63 Bird Street
BEAUFORT-WES
BEAUFORT WEST
6970

Steenrotsfontein
Beaufort-Wes
6970

Aandag Mnr. N. Nel

AANKOPE ROUWATER: MNR. N. NEL - STEENROTSFONTEIN

Hier onder is 'n opsomming van die water wat by die verskillende boorgate op u eiendom onttrek was. Die onttrekkings syfers is vir die tydperk vanaf 01 Mei 2025 tot 31 Mei 2025.

BOORGAT	BEGIN LESING	EIND LESING	TOTAAL m ³
SR 4	0	0	0
SR 5	511371	525261	13 890
SR 9	481324	486177	4853
SR 10	57419	60920	3501
Totale m ³ water onttrek			22 244 m ³

Hiermee word u dus versoek om 'n rekening te lewer aan Beaufort-Wes Munisipaliteit vir die bogenoemde hoeveelheid rou water wat by u aangekoop word volgens die kontrak gesluit met Beaufort-Wes Munisipaliteit. Die tarief soos ooreengekom en vervat in die ooreenkoms is R1.60 per m³ BTW ingesluit.

Vir u verdere aandag.


C.B. WRIGHT
BESTUURDER: TEGNIESE DIENSTE
/hb

Date: 30/06/2025 Time: 10:27:56 AM

Profile name:	BEAUFORT WEST MUNICIPALITY
Batch reference number:	2127150284
Reference number:	000000005296169726
Payment date:	27/06/2025
From account name:	*BEAUFORT WEST MUNICIPALITY
From account description:	*BEAUFORT WEST MUNICIPALITY
From account statement description:	15/22325*J NEL
Beneficiary account / cell phone number:	1540580193
Beneficiary/ Recipient name:	J NEL
Beneficiary statement description:	Beaufort West Municipality
Branch code:	334108
Amount:	35,590.40

Additional comments by payer:

View your account to **confirm that you have received this payment.**

- All payments are subject to clearing rules.

Please refer to landing page for cut off times and telephone numbers.

Profile name:BEAUFORT WEST MUNICIPALITY
Profile number:4000294773User name:BERTHYL RUTH SIYAYA
User ID:9Small Business Services: 0860 116 400
Business Banking: 0860 111 055

DEPARTEMENT: FINANSIËLE DIENSTE / DEPARTMENT: FINANCIAL SERVICES
ELEKTRONIESE BETALING / ELECTRONIC PAYMENT(EFT)
BETALINGSADVIES / PAYMENT VOUCHER

Beaufort+Wes/West 6970

2025/06/30

R	42,993.61
---	-----------

^^ Prepared by



**MUNISIPALITEIT / MUNICIPALITY
BEAUFORT-WES/BEAUFORT WEST/BHOBHOFULO**

Departement van die Direkteur: Ingenieursdienste / Department of the Director: Engineering Services
Isebe Lomphathi Owongameleyo: Kwicandelo Lezenjineli

MAGTIGING VIR BETALING

Hiermee verleen ek **Luzuko Nqotola**, Direkteur: Infrastruktuur Dienste

goedkeuring vir die betaling van..... aan

GOEDKEUR	
NIE GOEDGEKEUR	

L. NQOTOLA
DIREKTEUR:INFRASTRUKTUUR DIENSTE

AUTHORISATION FOR PAYMENT

I **Luzuko Nqotola**, Director: Infrastructure Services, hereby approve the

Payment of R 42 993.61 to Mr Pg. Oliver Buggasfontein

APPROVED	✓
DISAPPROVED	

L. NQOTOLA
DIRECTOR: INFRASTRUCTURE SERVICES



**MUNISIPALITEIT / MUNICIPALITY / UMASIPALA-WASE
BEAUFORT-WES / BEAUFORT WEST / BHOBHOFOLO**

*DEPARTEMENT VAN DIE DIREKTEUR: INGENIEURSDIENSTE
DEPARTMENT OF THE DIRECTOR: ENGINEERING SERVICES
ISEBE LOMPHATHI OWONGAMELEYO: KWICANDELO LEZENJINELI*

Rig asseblief alle korrespondensie aan die Munisipale Bestuurder/Kindly address all correspondence to the Municipal Manager/Yonke imbelelwano mayithunyelwe kuMlawli kaMaspala

Verwysing 13/1/2/2: Water Purchase : Quaggasfontein
Private Bag 582
Reference
Isalathiso

Navrae C.B. Wright
Enquiries
Imibuzo

Datum 12 June 2025

Privaatsak /

Faks / Fax 023-415 2811
Tel 023-4148101

E-pos / E-mail : pa.eng@beaufortwestmun.co.za
Birdstraat 61/63 Bird Street
BEAUFORT- WES
BEAUFORT WEST
6970

MEMORANDUM TO CHIEF FINANCIAL OFFICER

PURCHASES RAW WATER: MR. P.G OLIVIER: QUAGGASFONTEIN

Find attached invoice no 33 , dated 12 June 2025 from Mr. P.G Olivier for the purchases of raw water for the period and 1-31 October 2024, 1- 30 November 2024, 1- 31 December 2024, 1-31 January 2025, 1-28 February 2025, 1-31 March 2025, 1-30 April 2025 and 01-31 May 2025 from the farm Quaggasfontein.

404m ³ kiloliter raw water @ R1.60 (incl VAT)	R 562.09
403m ³ kiloliter raw water @ R1.60 (incl VAT)	R 560.70
512m ³ kiloliter raw water @ R1.60 (incl VAT)	R 712.35
3319m ³ kiloliter raw water @ R1.60 (incl VAT)	R 4617.74
2156m ³ kiloliter raw water @ R1.60 (incl VAT)	R 2999.65
6063m ³ kiloliter raw water @ R1.60 (incl VAT)	R 8435.48
6728m ³ kiloliter raw water @ R1.60 (incl VAT)	R 9360.70
7286m ³ kiloliter raw water @ R1.60 (incl VAT)	<u>R10 137.04</u>
	R 37 385.75
Plus 15% VAT	<u>R 5 607.86</u>
Amount payable to P.G Olivier	R 42 993.61

Please make an electronic transfer in favor of P.G Olivier. The bank details are: P.G Olivier, Standard Bank, Account number: 082 962 057. The payment must be made to post number 4050-0600-0000.

It is hereby certified that the amount of R 42 993.61 has not been paid out before.

For your further attention and settlement.

**C.B WRIGHT
SENIOR MANAGER: TECHNICAL SERVICES**


**L. NGOTOLA
DIRECTOR: INFRASTRUCTURE SERVICES**

TAX INVOICE / BELASTINGFAKTUUR

33

From Pg Olivier
 Van Ouggasfontein


Date 12/06/2025
 Datum

V.A.T. Reg. No./B.T.W. Gereg. Nr.

To Beaufort - Wes Munisipaliteit
 Aan Postbus X 85
Beaufort - Wes
6970

V.A.T. Reg. No.
 B.T.W. Gereg. Nr.

4000846388

Quantity Hoev.	Description Beskrywing	Unit Price Eenhedsprys	Amount Bedrag	
406 m ³	Rouwater Okt '24	1.60	562	09
403 m ³	Rouwater Nov '24	1.60	560	70
512 m ³	Rouwater Des '24	1.60	712	35
3319 m ³	Rouwater Jan '25	1.60	4617	74
2156 m ³	Rouwater Feb '25	1.60	2999	65
6063 m ³	Rouwater Mar '25	1.60	8435	48
6728 m ³	Rouwater Apr '25	1.60	9360	70
7286 m ³	Rouwater Mei '25	1.60	10137	04
				

Sub Total
 Subtotaal

37385 75

V.A.T. inclusive
 % B.T.W. Ingesluit

5607 86

TOTAL
 TOTAAL

42993 61

TERMS
 TERME

15
 Delete as applicable
 Skrap waar nie van toepassing nie



**MUNISIPALITEIT / MUNICIPALITY / UMASIPALA-WASE
BEAUFORT-WES / BEAUFORT WEST / BHOBHOFOLO**

**DEPARTEMENT VAN DIE DIREKTEUR: INGENIEURSDIENSTE
DEPARTMENT OF THE DIRECTOR: ENGINEERING SERVICES
ISEBE LOMPHATHI OWONGAMELEYO: KWICANDELO LEZENJINELI**

Rig asseblief alle korrespondensie aan die Munisipale Bestuurder/Kindly address all correspondence to the Municipal Manager/Yonke imbelelwano mayithunyelwe kuMlawuli kaMasipala

Verwysing 13/1/2/2: Koop Water: Quaggasfontein
Reference
Isalathiso

Privaatsak / Private Bag 582
Faks / Fax 023-415 2811
Tel 023-4148101

Navrae C.B. Wright
Enquiries
Imibuzo

E-pos / E-mail : louw@beaufortwestmun.co.za
Birdstraat 61/63 Bird Street
BEAUFORT- WES
BEAUFORT WEST

Datum 07 Mei 2025
Date

BHOBHOFOLO
6970

Quaggasfontein
Beaufort-Wes
6970

Aandag Mnr. P.G. Olivier

AANKOPE ROUWATER: MNR. P.G. OLIVIER - QUAGGASFONTEIN

Hier onder is 'n opsomming van die water wat by die verskillende boorgate op u eiendom onttrek was. Die onttrekkings syfers is vir die tydperk vanaf 01 Oktober 2024 tot 31 Oktober 2024.

BOORGAT	BEGIN LESING	EIND LESING	TOTAAL m ³
QA 2	367148	367552	404
Privaat meter	321	321	0
Totale m ³ water onttrek			404m ³

Hiermee word u dus versoek om 'n rekening te lewer aan Beaufort-Wes Munisipaliteit vir die bogenoemde hoeveelheid rou water wat by u aangekoop word volgens die kontrak gesluit met Beaufort-Wes Munisipaliteit. Die tarief soos ooreengekom en vervat in die ooreenkoms is R1.60 per m³ BTW ingesluit.

Vir u verdere aandag.


C.B WRIGHT
BESTUURDER: TEGNIESE DIENSTE
/hb



**MUNISIPALITEIT / MUNICIPALITY / UMASIPALA-WASE
BEAUFORT-WES / BEAUFORT WEST / BHOBHOFULO**

*DEPARTEMENT VAN DIE DIREKTEUR: INGENIEURSDIENSTE
DEPARTMENT OF THE DIRECTOR: ENGINEERING SERVICES
ISEBE LOMPHATHI OWONGAMELEYO: KWICANDELO LEZENJINELI*

Rig asseblief alle korrespondensie aan die Munisipale Bestuurder/Kindly address all correspondence to the Municipal Manager/Yonke Imbelelwano mayithunyelwe kuMlawli kaMasipala

Verwysing 13/1/2/2: Koop Water: Quaggasfontein
Reference
Isalathiso

Privaatsak / Private Bag 582
Faks / Fax 023-415 2811
Tel 023-4148101

Navrae C.B. Wright
Enquiries
Imibuzo

E-pos / E-mail : louw@beaufortwestmun.co.za
Birdstraat 61/63 Bird Street
BEAUFORT- WES
BEAUFORT WEST

Datum 07 Mei 2025
Date

BHOBHOFULO

6970

Quaggasfontein
Beaufort-Wes
6970

Aandag Mnr. P.G. Olivier

AANKOPE ROUWATER: MNR. P.G. OLIVIER - QUAGGASFONTEIN

Hier onder is 'n opsomming van die water wat by die verskillende boorgate op u eiendom onttrek was. Die onttrekkings syfers is vir die tydperk vanaf 01 November 2024 tot 30 November 2024.

BOORGAT	BEGIN LESING	EIND LESING	TOTAAL m ³
QA 2	367552	367955	403
Privaat meter	321	321	0
Totale m ³ water onttrek			403m ³

Hiermee word u dus versoek om 'n rekening te lewer aan Beaufort-Wes Munisipaliteit vir die bogenoemde hoeveelheid rou water wat by u aangekoop word volgens die kontrak gesluit met Beaufort-Wes Munisipaliteit. Die tarief soos ooreengekom en vervat in die ooreenkoms is R1.60 per m³ BTW ingesluit.

Vir u verdere aandag.


C.B. WRIGHT
BESTUURDER: TEGNIESE DIENSTE
/hb



**MUNISIPALITEIT / MUNICIPALITY / UMASIPALA-WASE
BEAUFORT-WES / BEAUFORT WEST / BHOBHOFOLO**

**DEPARTEMENT VAN DIE DIREKTEUR: INGENIEURSDIENSTE
DEPARTMENT OF THE DIRECTOR: ENGINEERING SERVICES
ISEBE LOMPHATHI OWONGAMELEYO: KWICANDELO LEZENJINELI**

Rig asseblief alle korrespondensie aan die Munisipale Bestuurder/Kindly address all correspondence to the Municipal Manager/Yonke imbalelwano mayithunyelwe kuMlawli kaMasipala

Verwysing
Reference
Isalathiso

13/1/2/2: Koop Water: Quaggasfontein

Privaatsak / Private Bag 582
Faks / Fax 023-415 2811
Tel 023-4148101

Navrae
Enquiries
Imibuzo

C.B. Wright

E-pos / E-mail : louw@beaufortwestmun.co.za
Birdstraat 61/63 Bird Street
BEAUFORT- WES
BEAUFORT WEST

Datum
Date

07 Mei 2025

BHOBHOFOLO
6970

Quaggasfontein
Beaufort-Wes
6970

Aandag Mnr. P.G. Olivier

AANKOPE ROUWATER: MNR. P.G. OLIVIER - QUAGGASFONTEIN

Hier onder is 'n opsomming van die water wat by die verskillende boorgate op u eiendom onttrek was. Die onttrekkings syfers is vir die tydperk vanaf 01 Desember 2024 tot 31 Desember 2024.

BOORGAT	BEGIN LESING	EIND LESING	TOTAAL m ³
QA 2	367955	370228	2273
Privaat meter	321	2082	1761
Totale m ³ water onttrek			512m ³

Hiermee word u dus versoek om 'n rekening te lewer aan Beaufort-Wes Munisipaliteit vir die bogenoemde hoeveelheid rou water wat by u aangekoop word volgens die kontrak gesluit met Beaufort-Wes Munisipaliteit. Die tarief soos ooreengekom en vervat in die ooreenkoms is R1.60 per m³ BTW ingesluit.

Vir u verdere aandag.


C.B. WRIGHT
BESTUURDER: TEGNIESE DIENSTE
/hb



**MUNISIPALITEIT / MUNICIPALITY / UMASIPALA-WASE
BEAUFORT-WES / BEAUFORT WEST / BHOBHOFOLO**

*DEPARTEMENT VAN DIE DIREKTEUR: INGENIEURSDIENSTE
DEPARTMENT OF THE DIRECTOR: ENGINEERING SERVICES
ISEBE LOMPHATHI OWONGAMELEYO: KWICANDELO LEZENJINELI*

Rig asseblief alle korrespondensie aan die Munisipale Bestuurder/Kindly address all correspondence to the Municipal Manager/Yonke imbelelwano mayithunyelwe kuMlawli kaMasipala

Verwysing 13/1/2/2: Koop Water: Quaggasfontein
Reference
Isalathiso

Privaatsak / Private Bag 582
Faks / Fax 023-415 2811
Tel 023-4148101

Navrae C.B. Wright
Enquiries
Imibuzo

E-pos / E-mail : louw@beaufortwestmun.co.za
Birdstraat 61/63 Bird Street
BEAUFORT- WES
BEAUFORT WEST

Datum 07 Mei 2025
Date

BHOBHOFOLO
6970

Quaggasfontein
Beaufort-Wes
6970

Aandag Mnr. P.G. Olivier

AANKOPE ROUWATER: MNR. P.G. OLIVIER - QUAGGASFONTEIN

Hier onder is 'n opsomming van die water wat by die verskillende boorgate op u eiendom onttrek was. Die onttrekkings syfers is vir die tydperk vanaf 01 Januarie 2025 tot 31 Januarie 2025.

BOORGAT	BEGIN LESING	EIND LESING	TOTAAL m ³
QA 2	370228	373573	3345
Privaat meter	2082	2108	26
Totale m ³ water onttrek			3319m ³

Hiermee word u dus versoek om 'n rekening te lewer aan Beaufort-Wes Munisipaliteit vir die bogenoemde hoeveelheid rou water wat by u aangekoop word volgens die kontrak gesluit met Beaufort-Wes Munisipaliteit. Die tarief soos ooreengekom en vervat in die ooreenkoms is R1.60 per m³ BTW ingesluit.

Vir u verdere aandag.


C.B. WRIGHT
BESTUURDER: TEGNIESE DIENSTE
/hb



**MUNISIPALITEIT / MUNICIPALITY / UMASIPALA-WASE
BEAUFORT-WES / BEAUFORT WEST / BHOBHOFOLO**

*DEPARTEMENT VAN DIE DIREKTEUR: INGENIEURSDIENSTE
DEPARTMENT OF THE DIRECTOR: ENGINEERING SERVICES
ISEBE LOMPHATHI OWONGAMELEYO: KWICANDELO LEZENJINELI*

Rig essebief alle korrespondensie aan die Munisipale Bestuurder/Kindly address all correspondence to the Municipal Manager/Yonke imbelelwano mayihunyetwe kuMlawli kaMasipala

Verwysing
Reference
Isalathiso

13/1/2/2: Koop Water: Quaggasfontein

Privaatsak / Private Bag 582
Faks / Fax 023-415 2811
Tel 023-4148101

Navrae
Enquiries
Imibuzo

C.B. Wright

E-pos / E-mail : louw@beaufortwestmun.co.za
Birdstraat 61/63 Bird Street
BEAUFORT- WES
BEAUFORT WEST

Datum
Date

07 Mei 2025

BHOBHOFOLO
6970

Quaggasfontein
Beaufort-Wes
6970

Aandag Mnr. P.G. Olivier

AANKOPE ROUWATER: MNR. P.G. OLIVIER - QUAGGASFONTEIN

Hier onder is 'n opsomming van die water wat by die verskillende boorgate op u eiendom onttrek was. Die onttrekkings syfers is vir die tydperk vanaf 01 Februarie 2025 tot 28 Februarie 2025.

BOORGAT	BEGIN LESING	EIND LESING	TOTAAL m ³
QA 2	373573	375729	2156
Privaat meter	2108	2108	0
Totale m ³ water onttrek			2156m ³

Hiermee word u dus versoek om 'n rekening te lewer aan Beaufort-Wes Munisipaliteit vir die bogenoemde hoeveelheid rou water wat by u aangekoop word volgens die kontrak gesluit met Beaufort-Wes Munisipaliteit. Die tarief soos ooreengekom en vervat in die ooreenkoms is R1.60 per m³ BTW ingesluit.

Vir u verdere aandag.


C.B. WRIGHT
BESTUURDER: TEGNIESE DIENSTE
/hb



**MUNISIPALITEIT / MUNICIPALITY / UMASIPALA-WASE
BEAUFORT-WES / BEAUFORT WEST / BHOBHOFOLO**

**DEPARTEMENT VAN DIE DIREKTEUR: INGENIEURSDIENSTE
DEPARTMENT OF THE DIRECTOR: ENGINEERING SERVICES
ISEBE LOMPHATHI OWONGAMELEYO: KWICANDELO LEZENJINELI**

Rig asseblief alle korrespondensie aan die Munisipale Bestuurder/Kindly address all correspondence to the Municipal Manager/Yonke imbelelwano mayithunyehwe kuMlawli kaMasipala

Verwysing 13/1/2/2: Koop Water: Quaggasfontein
Reference
Isalathiso

Privaatsak / Private Bag 582
Faks / Fax 023-415 2811
Tel 023-4148101

Navrae C.B. Wright
Enquiries
Imibuzo

E-pos / E-mail : louw@beaufortwestmun.co.za
Birdstraat 61/63 Bird Street
BEAUFORT-WES
BEAUFORT WEST

Datum 07 Mei 2025
Date

BHOBHOFOLO
6970

Quaggasfontein
Beaufort-Wes
6970

Aandag Mnr. P.G. Olivier

AANKOPE ROUWATER: MNR. P.G. OLIVIER - QUAGGASFONTEIN

Hier onder is 'n opsomming van die water wat by die verskillende boorgate op u eiendom onttrek was. Die onttrekkings syfers is vir die tydperk vanaf 01 Maart 2025 tot 31 Maart 2025.

BOORGAT	BEGIN LESING	EIND LESING	TOTAAL m ³
QA 2	375729	381792	6063
Privaat meter	0	0	0
Totale m ³ water onttrek			6063m ³

Hiermee word u dus versoek om 'n rekening te lewer aan Beaufort-Wes Munisipaliteit vir die bogenoemde hoeveelheid rou water wat by u aangekoop word volgens die kontrak gesluit met Beaufort-Wes Munisipaliteit. Die tarief soos ooreengekom en vervat in die ooreenkoms is R1.60 per m³ BTW ingesluit.

Vir u verdere aandag.


C.B. WRIGHT
BESTUURDER: TEGNIESE DIENSTE
/hb



**MUNISIPALITEIT / MUNICIPALITY / UMASIPALA-WASE
BEAUFORT-WES / BEAUFORT WEST / BHOBHOFOLO**

**DEPARTEMENT VAN DIE DIREKTEUR: INGENIEURSDIENSTE
DEPARTMENT OF THE DIRECTOR: ENGINEERING SERVICES
ISEBE LOMPHATHI OWONGAMELEYO: KWICANDELO LEZENJINELI**

Rig asseblief alle korrespondensie aan die Munisipale Bestuurder/Kindly address all correspondence to the Municipal Manager/Yonke imbelelwano mayithunyelwe kuMlawi kaMasipala

Verwysing 13/1/2/2: Koop Water: Quaggasfontein
Reference
Isalathiso

Privaatsak / Private Bag 582
Faks / Fax 023-415 2811
Tel 023-4148101

Navrae C.B. Wright
Enquiries
Imibuzo

E-pos / E-mail : louw@beaufortwestmun.co.za
Birdstraat 61/63 Bird Street
BEAUFORT- WES
BEAUFORT WEST

Datum 07 Mei 2025
Date

BHOBHOFOLO

6970

Quaggasfontein
Beaufort-Wes
6970

Aandag Mnr. P.G. Olivier

AANKOPE ROUWATER: MNR. P.G. OLIVIER - QUAGGASFONTEIN

Hier onder is 'n opsomming van die water wat by die verskillende boorgate op u eiendom onttrek was. Die onttrekkings syfers is vir die tydperk vanaf 01 April 2025 tot 30 April 2025.

BOORGAT	BEGIN LESING	EIND LESING	TOTAAL m ³
QA 2	381792	388581	6789
Privaat meter	0	61	61
Totale m ³ water onttrek			6728m ³

Hiermee word u dus versoek om 'n rekening te lewer aan Beaufort-Wes Munisipaliteit vir die bogenoemde hoeveelheid rou water wat by u aangekoop word volgens die kontrak gesluit met Beaufort-Wes Munisipaliteit. Die tarief soos ooreengekom en vervat in die ooreenkoms is R1.60 per m³ BTW ingesluit.

Vir u verdere aandag.


C.B. WRIGHT
BESTUURDER: TEGNIESE DIENSTE
/hb



**MUNISIPALITEIT / MUNICIPALITY / UMASIPALA-WASE
BEAUFORT-WES / BEAUFORT WEST / BHOBHOFOLO**

**DEPARTEMENT VAN DIE DIREKTEUR: INGENIEURSDIENSTE
DEPARTMENT OF THE DIRECTOR: ENGINEERING SERVICES
ISEBE LOMPHATHI OWONGAMELEYO: KWICANDELO LEZENJINELI**

Rig asseblief alle korrespondensie aan die Munisipale Bestuurder/Kindly address all correspondence to the Municipal Manager/Yonke imbalelwano mayithunyelwe kuMlawli kaMasipala

Verwysing 13/1/2/2: Koop Water: Quaggasfontein
Reference
Isalathiso

Privaatsak / Private Bag 582
Faks / Fax 023-415 2811
Tel 023-4148101

Navrae C.B. Wright
Enquiries
Imibuzo

E-pos / E-mail : louw@beaufortwestmun.co.za
Birdstraat 61/63 Bird Street
BEAUFORT-WES
BEAUFORT WEST

Datum 11 Junie 2025
Date

BHOBHOFOLO
6970

Quaggasfontein
Beaufort-Wes
6970

Aandag Mnr. P.G. Olivier

AANKOPE ROUWATER: MNR. P.G. OLIVIER - QUAGGASFONTEIN

Hier onder is 'n opsomming van die water wat by die verskillende boorgate op u eiendom onttrek was. Die onttrekkings syfers is vir die tydperk vanaf 01 Mei 2025 tot 31 Mei 2025.

BOORGAT	BEGIN LESING	EIND LESING	TOTAAL m ³
QA 2	388581	396316	7735
Privaat meter	61	510	449
Totale m ³ water onttrek			7286m ³

Hiermee word u dus versoek om 'n rekening te lewer aan Beaufort-Wes Munisipaliteit vir die bogenoemde hoeveelheid rou water wat by u aangekoop word volgens die kontrak gesluit met Beaufort-Wes Munisipaliteit. Die tarief soos ooreengekom en vervat in die ooreenkoms is R1.60 per m³ BTW ingesluit.

Vir u verdere aandag.


C.B. WRIGHT
BESTUURDER: TEGNIESE DIENSTE
/hb



**MUNISIPALITEIT / MUNICIPALITY / UMASIPALA-WASE
BEAUFORT-WES / BEAUFORT WEST / BHOBHOFOLO**

*DEPARTEMENT VAN DIE DIREKTEUR: INGENIEURSDIENSTE
DEPARTMENT OF THE DIRECTOR: ENGINEERING SERVICES
ISEBE LOMPHATHI OWONGAMELEYO: KWICANDELO LEZENJINELI*

Rig asseblief alle korrespondensie aan die Munisipale Bestuurder/Kindly address all correspondence to the Municipal Manager/Yonke imbelelwano mayithunyelwe kuMlawuli kaMasipala

Verwysing 13/1/2/2: Koop Water: Quaggasfontein
Reference
Isalathiso

Privaatsak / Private Bag 582
Faks / Fax 023-415 2811
Tel 023-4148101

Navrae C.B. Wright
Enquiries
Imibuzo

E-pos / E-mail : louw@beaufortwestmun.co.za
Birdstraat 61/63 Bird Street
BEAUFORT-WES
BEAUFORT WEST

Datum 07 Mei 2025
Date

BHOBHOFOLO
6970

Quaggasfontein
Beaufort-Wes
6970

Aandag Mnr. P.G. Olivier

AANKOPE ROUWATER: MNR. P.G. OLIVIER - QUAGGASFONTEIN

Hier onder is 'n opsomming van die water wat by die verskillende boorgate op u eiendom onttrek was. Die onttrekkings syfers is vir die tydperk vanaf 01 Oktober 2024 tot 31 Oktober 2024.

BOORGAT	BEGIN LESING	EIND LESING	TOTAAL m ³
QA 2	367148	367552	404
Privaat meter	321	321	0
Totale m ³ water onttrek			404m ³

Hiermee word u dus versoek om 'n rekening te lewer aan Beaufort-Wes Munisipaliteit vir die bogenoemde hoeveelheid rou water wat by u aangekoop word volgens die kontrak gesluit met Beaufort-Wes Munisipaliteit. Die tarief soos ooreengekom en vervat in die ooreenkoms is R1.60 per m³ BTW ingesluit.

Vir u verdere aandag.


C.B. WRIGHT
BESTUURDER: TEGNIESE DIENSTE
/hb



**MUNISIPALITEIT / MUNICIPALITY / UMASIPALA-WASE
BEAUFORT-WES / BEAUFORT WEST / BHOBHOFOLO**

**DEPARTEMENT VAN DIE DIREKTEUR: INGENIEURSDIENSTE
DEPARTMENT OF THE DIRECTOR: ENGINEERING SERVICES
ISEBE LOMPHATHI OWONGAMELEYO: KWICANDELO LEZENJINELI**

Rig asseblief alle korrespondensie aan die Munisipale Bestuurder/Kindly address all correspondence to the Municipal Manager/Yonke imbalelwano mayithunyelwe kuMlawuli kaMasipala

Verwysing 13/1/2/2: Koop Water: Quaggasfontein
Reference
Isalathiso

Privaatsak / Private Bag 582
Faks / Fax 023-415 2811
Tel 023-4148101

Navrae C.B. Wright
Enquiries
Imibuzo

E-pos / E-mail : louw@beaufortwestmun.co.za
Birdstraat 61/63 Bird Street
BEAUFORT-WES
BEAUFORT WEST

Datum 07 Mei 2025
Date

BHOBHOFOLO
6970

Quaggasfontein
Beaufort-Wes
6970

Aandag Mnr. P.G. Olivier

AANKOPE ROUWATER: MNR. P.G. OLIVIER - QUAGGASFONTEIN

Hier onder is 'n opsomming van die water wat by die verskillende boorgate op u eiendom onttrek was. Die onttrekkings syfers is vir die tydperk vanaf 01 November 2024 tot 30 November 2024.

BOORGAT	BEGIN LESING	EIND LESING	TOTAAL m ³
QA 2	367552	367955	403
Privaat meter	321	321	0
Totale m ³ water onttrek			403m ³

Hiermee word u dus versoek om 'n rekening te lewer aan Beaufort-Wes Munisipaliteit vir die bogenoemde hoeveelheid rou water wat by u aangekoop word volgens die kontrak gesluit met Beaufort-Wes Munisipaliteit. Die tarief soos ooreengekom en vervat in die ooreenkoms is R1.60 per m³ BTW ingesluit.

Vir u verdere aandag.


C.B. WRIGHT
BESTUURDER: TEGNIESE DIENSTE
/hb



**MUNISIPALITEIT / MUNICIPALITY / UMASIPALA-WASE
BEAUFORT-WES / BEAUFORT WEST / BHOBHOFOLO**

**DEPARTEMENT VAN DIE DIREKTEUR: INGENIEURSDIENSTE
DEPARTMENT OF THE DIRECTOR: ENGINEERING SERVICES
ISEBE LOMPHATHI OWONGAMELEYO: KWICANDELO LEZENJINELI**

Rig asseblief alle korrespondensie aan die Munisipale Bestuurder/Kindly address all correspondence to the Municipal Manager/Yonke Imbelelwano mayithunyisiwe kuMlawuli kaMasipala

Verwysing 13/1/2/2: Koop Water: Quaggasfontein
Reference
Isalathiso

Privaatsak / Private Bag 582
Faks / Fax 023-415 2811
Tel 023-4148101

Navrae C.B. Wright
Enquiries
Imibuzo

E-pos / E-mail : louw@beaufortwestmun.co.za
Birdstraat 61/63 Bird Street
BEAUFORT-WES
BEAUFORT WEST

Datum 07 Mei 2025
Date

BHOBHOFOLO
6970

Quaggasfontein
Beaufort-Wes
6970

Aandag Mnr. P.G. Olivier

AANKOPE ROUWATER: MNR. P.G. OLIVIER - QUAGGASFONTEIN

Hier onder is 'n opsomming van die water wat by die verskillende boorgate op u eiendom onttrek was. Die onttrekkings syfers is vir die tydperk vanaf 01 Desember 2024 tot 31 Desember 2024.

BOORGAT	BEGIN LESING	EIND LESING	TOTAAL m ³
QA 2	367955	370228	2273
Privaat meter	321	2082	1761
Totale m ³ water onttrek			512m ³

Hiermee word u dus versoek om 'n rekening te lewer aan Beaufort-Wes Munisipaliteit vir die bogenoemde hoeveelheid rou water wat by u aangekoop word volgens die kontrak gesluit met Beaufort-Wes Munisipaliteit. Die tarief soos ooreengekom en vervat in die ooreenkoms is R1.60 per m³ BTW ingesluit.

Vir u verdere aandag.


C.B. WRIGHT
BESTUURDER: TEGNIESE DIENSTE
/hb



**MUNISIPALITEIT / MUNICIPALITY / UMASIPALA-WASE
BEAUFORT-WES / BEAUFORT WEST / BHOBHOFOLO**

**DEPARTEMENT VAN DIE DIREKTEUR: INGENIEURSDIENSTE
DEPARTMENT OF THE DIRECTOR: ENGINEERING SERVICES
ISEBE LOMPHATHI OWONGAMELEYO: KWICANDELO LEZENJINELI**

Rig asseblief alle korrespondensie aan die Munisipale Bestuurder/Kindly address all correspondence to the Municipal Manager/Yonke imbelelwano mayithunyelwe kuMlawuli kaMasipala

Verwysing 13/1/2/2: Koop Water: Quaggasfontein
Reference
Isalathiso

Privaatsak / Private Bag 582
Faks / Fax 023-415 2811
Tel 023-4148101

Navrae C.B. Wright
Enquiries
Imibuzo

E-pos / E-mail : louw@beaufortwestmun.co.za
Birdstraat 61/63 Bird Street
BEAUFORT-WES
BEAUFORT WEST

Datum 07 Mei 2025
Date

BHOBHOFOLO
6970

Quaggasfontein
Beaufort-Wes
6970

Aandag Mnr. P.G. Olivier

AANKOPE ROUWATER: MNR. P.G. OLIVIER - QUAGGASFONTEIN

Hier onder is 'n opsomming van die water wat by die verskillende boorgate op u eiendom onttrek was. Die onttrekkings syfers is vir die tydperk vanaf 01 Januarie 2025 tot 31 Januarie 2025.

BOORGAT	BEGIN LESING	EIND LESING	TOTAAL m ³
QA 2	370228	373573	3345
Privaat meter	2082	2108	26
Totale m ³ water onttrek			3319m ³

Hiermee word u dus versoek om 'n rekening te lewer aan Beaufort-Wes Munisipaliteit vir die bogenoemde hoeveelheid rou water wat by u aangekoop word volgens die kontrak gesluit met Beaufort-Wes Munisipaliteit. Die tarief soos ooreengekom en vervat in die ooreenkoms is R1.60 per m³ BTW ingesluit.

Vir u verdere aandag.


C.B. WRIGHT
BESTUURDER: TEGNIESE DIENSTE
/hb



**MUNISIPALITEIT / MUNICIPALITY / UMASIPALA-WASE
BEAUFORT-WES / BEAUFORT WEST / BHOBHOFOLO**

**DEPARTEMENT VAN DIE DIREKTEUR: INGENIEURSDIENSTE
DEPARTMENT OF THE DIRECTOR: ENGINEERING SERVICES
ISEBE LOMPHATHI OWONGAMELEYO: KWICANDELO LEZENJINELI**

Rig asseblief alle korrespondensie aan die Munisipale Bestuurder/Kindly address all correspondence to the Municipal Manager/Yonke imbelelwano mayithunyelwe kuMlawli kaMasipala

Verwysing 13/1/2/2: Koop Water: Quaggasfontein
Reference
Isalathiso

Privaatsak / Private Bag 582
Faks / Fax 023-415 2811
Tel 023-4148101

Navrae C.B. Wright
Enquiries
Imibuzo

E-pos / E-mail : louw@beaufortwestmun.co.za
Birdstraat 61/63 Bird Street
BEAUFORT- WES
BEAUFORT WEST

Datum 07 Mei 2025
Date

BHOBHOFOLO
6970

Quaggasfontein
Beaufort-Wes
6970

Aandag Mnr. P.G. Olivier

AANKOPE ROUWATER: MNR. P.G. OLIVIER - QUAGGASFONTEIN

Hier onder is 'n opsomming van die water wat by die verskillende boorgate op u eiendom onttrek was. Die onttrekkings syfers is vir die tydperk vanaf 01 Februarie 2025 tot 28 Februarie 2025.

BOORGAT	BEGIN LESING	EIND LESING	TOTAAL m ³
QA 2	373573	375729	2156
Privaat meter	2108	2108	0
Totale m ³ water onttrek			2156m ³

Hiermee word u dus versoek om 'n rekening te lewer aan Beaufort-Wes Munisipaliteit vir die bogenoemde hoeveelheid rou water wat by u aangekoop word volgens die kontrak gesluit met Beaufort-Wes Munisipaliteit. Die tarief soos ooreengekom en vervat in die ooreenkoms is R1.60 per m³ BTW ingesluit.

Vir u verdere aandag.


C.B. WRIGHT
BESTUURDER: TEGNIESE DIENSTE
/hb



**MUNISIPALITEIT / MUNICIPALITY / UMASIPALA-WASE
BEAUFORT-WES / BEAUFORT WEST / BHOBHOFOLO**

*DEPARTEMENT VAN DIE DIREKTEUR: INGENIEURSDIENSTE
DEPARTMENT OF THE DIRECTOR: ENGINEERING SERVICES
ISEBE LOMPHATHI OWONGAMELEYO: KWICANDELO LEZENJINELI*

Rig asseblief alle korrespondensie aan die Munisipale Bestuurder/Kindly address all correspondence to the Municipal Manager/Yonke Imbelelwano mayithunyeliwe kuMlawuli kaMasipala

Verwysing 13/1/2/2: Koop Water: Quaggasfontein
Reference
Isalathiso

Privaatsak / Private Bag 582
Faks / Fax 023-415 2811
Tel 023-4148101

Navrae C.B. Wright
Enquiries
Imibuzo

E-pos / E-mail : louw@beaufortwestmun.co.za
Birdstraat 61/63 Bird Street
BEAUFORT-WES
BEAUFORT WEST

Datum 07 Mei 2025
Date

BHOBHOFOLO
6970

Quaggasfontein
Beaufort-Wes
6970

Aandag Mnr. P.G. Olivier

AANKOPE ROUWATER: MNR. P.G. OLIVIER - QUAGGASFONTEIN

Hier onder is 'n opsomming van die water wat by die verskillende boorgate op u eiendom onttrek was. Die onttrekkings syfers is vir die tydperk vanaf 01 Maart 2025 tot 31 Maart 2025.

BOORGAT	BEGIN LESING	EIND LESING	TOTAAL m ³
QA 2	375729	381792	6063
Privaat meter	0	0	0
Totale m ³ water onttrek			6063m ³

Hiermee word u dus versoek om 'n rekening te lewer aan Beaufort-Wes Munisipaliteit vir die bogenoemde hoeveelheid rou water wat by u aangekoop word volgens die kontrak gesluit met Beaufort-Wes Munisipaliteit. Die tarief soos ooreengekom en vervat in die ooreenkoms is R1.60 per m³ BTW ingesluit.

Vir u verdere aandag.


C.B. WRIGHT
BESTUURDER: TEGNIESE DIENSTE
/hb



**MUNISIPALITEIT / MUNICIPALITY / UMASIPALA-WASE
BEAUFORT-WES / BEAUFORT WEST / BHOBHOFOLO**

**DEPARTEMENT VAN DIE DIREKTEUR: INGENIEURSDIENSTE
DEPARTMENT OF THE DIRECTOR: ENGINEERING SERVICES
ISEBE LOMPHATHI OWONGAMELEYO: KWICANDELO LEZENJINELI**

Rig eesebief alle korrespondensie aan die Munisipale Bestuurder/Kindly address all correspondence to the Municipal Manager/Yonke Imbelelwano mayithunyehwe kuMawili kaMasipala

Verwysing 13/1/2/2: Koop Water: Quaggasfontein
Reference
Isalathiso

Privaatsak / Private Bag 582
Faks / Fax 023-415 2811
Tel 023-4148101

Navrae C.B. Wright
Enquiries
Imibuzo

E-pos / E-mail : louw@beaufortwestmun.co.za
Birdstraat 61/63 Bird Street
BEAUFORT-WES
BEAUFORT WEST

Datum 07 Mei 2025
Date

BHOBHOFOLO
6970

Quaggasfontein
Beaufort-Wes
6970

Aandag Mnr. P.G. Olivier

AANKOPE ROUWATER: MNR. P.G. OLIVIER - QUAGGASFONTEIN

Hier onder is 'n opsomming van die water wat by die verskillende boorgate op u eiendom onttrek was. Die onttrekkings syfers is vir die tydperk vanaf 01 April 2025 tot 30 April 2025.

BOORGAT	BEGIN LESING	EIND LESING	TOTAAL m ³
QA 2	381792	388581	6789
Privaat meter	0	61	61
Totale m ³ water onttrek			6728m ³

Hiermee word u dus versoek om 'n rekening te lewer aan Beaufort-Wes Munisipaliteit vir die bogenoemde hoeveelheid rou water wat by u aangekoop word volgens die kontrak gesluit met Beaufort-Wes Munisipaliteit. Die tarief soos ooreengekom en vervat in die ooreenkoms is R1.60 per m³ BTW ingesluit.

Vir u verdere aandag.


C.B. WRIGHT
BESTUURDER: TEGNIESE DIENSTE
/hb



**MUNISIPALITEIT / MUNICIPALITY / UMASIPALA-WASE
BEAUFORT-WES / BEAUFORT WEST / BHOBHOFOLO**

*DEPARTEMENT VAN DIE DIREKTEUR: INGENIEURSDIENSTE
DEPARTMENT OF THE DIRECTOR: ENGINEERING SERVICES
ISEBE LOMPHATHI OWONGAMELEYO: KWICANDELO LEZENJINELI*

Rig asseblief alle korrespondensie aan die Munisipale Bestuurder/Kindly address all correspondence to the Municipal Manager/Yonke imbalelwano mayithunyeliwe kuMlawuli kaMasipala

Verwysing 13/1/2/2: Koop Water: Quaggasfontein
Reference
Isalathiso

Privaatsak / Private Bag 582
Faks / Fax 023-415 2811
Tel 023-4148101

Navrae C.B. Wright
Enquiries
Imibuzo

E-pos / E-mail : louw@beaufortwestmun.co.za
Birdstraat 61/63 Bird Street
BEAUFORT- WES
BEAUFORT WEST

Datum 11 Junie 2025
Date

BHOBHOFOLO
6970

Quaggasfontein
Beaufort-Wes
6970

Aandag Mnr. P.G. Olivier

AANKOPE ROUWATER: MNR. P.G. OLIVIER - QUAGGASFONTEIN

Hier onder is 'n opsomming van die water wat by die verskillende boorgate op u eiendom onttrek was. Die onttrekkings syfers is vir die tydperk vanaf 01 Mei 2025 tot 31 Mei 2025.

BOORGAT	BEGIN LESING	EIND LESING	TOTAAL m ³
QA 2	388581	396316	7735
Privaat meter	61	510	449
Totale m ³ water onttrek			7286m ³

Hiermee word u dus versoek om 'n rekening te lewer aan Beaufort-Wes Munisipaliteit vir die bogenoemde hoeveelheid rou water wat by u aangekoop word volgens die kontrak gesluit met Beaufort-Wes Munisipaliteit. Die tarief soos ooreengekom en vervat in die ooreenkoms is R1.60 per m³ BTW ingesluit.

Vir u verdere aandag.


C.B. WRIGHT
BESTUURDER: TEGNIESE DIENSTE
/hb

Date: 30/06/2025 Time: 9:39:13 AM

Profile name:	BEAUFORT WEST MUNICIPALITY
Batch reference number:	2129470618
Reference number:	000000005296157616
Payment date:	27/06/2025
From account name:	*BEAUFORT WEST MUNICIPALITY
From account description:	*BEAUFORT WEST MUNICIPALITY
From account statement description:	15/22421*PG OLIVIER
Beneficiary account / cell phone number:	082962057
Beneficiary/ Recipient name:	PG OLIVIER
Beneficiary statement description:	Beaufort West Municipality
Branch code:	051001
Amount:	42,993.61

Additional comments by payer:

View your account to **confirm that you have received this payment.**

- All payments are subject to clearing rules.

Please refer to landing page for cut off times and telephone numbers.

Profile name:BEAUFORT WEST MUNICIPALITY
Profile number:4000294773User name:BERTHYL RUTH SIYAYA
User ID:9Small Business Services: 0860 116 400
Business Banking: 0860 111 055



MUNISIPALITEIT / MUNICIPALITY

BEAUFORT-WES/BEAUFORT WEST/BHOBHOFULO

Kantoor van die Munisipale Bestuurder / Office of the Municipal Manager

MAGTIGING VIR BETALING

Hiermee verleen ek **A.C MAKANDLANA, WAARNEMENDE MUNISIPALE BESTUURDER**, goedkeuring vir die betaling van

.....

aan

.....

A.C MAKENDLANA

WAARNEMENDE MUNISIPALE BESTUURDER

GOEDKEUR	
NIE GOEDGEKEUR	
GOEDKEUR	
NIE GOEDGEKEUR	

AUTHORISATION FOR PAYMENT

I **A.C MAKANDLANA, ACTING MUNICIPAL MANAGER**, grant approval

TO: NEWATER(WATER &WASTE WATER ENGINEERING)

PAYMENT FOR: PURCHASE OF WATER: RECYCLING PLANT : R 696,520.80

VERIFIED	
NOT VERIFIED	

A.C MAKANDLANA

ACTING MUNICIPAL MANAGER

APPROVED	X
NOT APPROVED	



**MUNISIPALITEIT / MUNICIPALITY / UMASIPALA-WASE
BEAUFORT-WES / BEAUFORT WEST / BHOBHOFOLO**

**DEPARTEMENT VAN DIE DIREKTEUR: INGENIEURSDIENSTE
DEPARTMENT OF THE DIRECTOR: ENGINEERING SERVICES
ISEBE LOMPHATHI OWONGAMELEYO: KWICANDELO LEZENJINELI**

Rig asseblief alle korrespondensie aan die Munisipale Bestuurder/Kindly address all correspondence to the Municipal Manager/Yonke imbelelwano mayithunyelwe kuMlawli kaMesipala

Verwysing
Reference
Isalathiso

13/1/2/7/3

Navrae
Enquiries
Imibuzo

C.B. Wright

Datum
Date

30 June 2025

Privaatsak / Private Bag 582
Faks / Fax 023-4152811
Tel 023-4148101

E-pos / E-mail : pa.eng@beaufortwestmun.co.za
Birdstraat 61/63 Bird Street
BEAUFORT- WES
BEAUFORT WEST
6970

MEMORANDUM: CHIEF FINANCIAL OFFICER

**WATER & WASTE WATER ENGINEERING: ACCOUNT FOR PURCHASE OF
WATER: RECYCLING PLANT: R696,520.80**

Please find attached invoice 443 from NEWater (Water and Waste Water Engineering) for the purchase of purified water from the recycling plant.

For the period 01 to 30 June 2025, a total amount of 33,518.00 kl of water was delivered from the Recycling Plant, at a cost of R18.07 /kl excluding VAT. Costs amount to:
R 696,520.80.

Please pay out NEWater (Water & Waste Water Engineering) against post number
4050-0600-0000: Raw water purchases.

For your further attention.


**C.B. WRIGHT
SENIOR MANAGER: TECHNICAL SERVICES**


**L. NQOTOLA
DIRECTOR: INFRASTRUCTURE SERVICES**

Tax Invoice

To: Beaufort West Municipality Private Bag X582 Beaufort West 6970 Attention: Mr C Wright VAT nr: 400 084 6388		From: NEWater (Pty) Ltd P. O. Box 12845 Die Boord 7613 Attention: Mr P Marais VAT nr: 471 021 7383	
Tel: (023) 414 8020		Tel: (021) 880 1829	
Fax: (023) 415 1373		Cell: (082) 870 1988	

Invoice Number:	Date:	Terms:	Your Reference:	Page:
443	30-Jun-25	30 days		1

Description: Beaufort West Water Reclamation Plant

Total

1. Final Water Invoiced

Final Water invoiced during June 2025

33,518.00 kl

Invoiceable Water

33,518.00 kl

Rate per kl

R18.07

Sub total

R605,670.26

VAT 15%

R90,850.54

Sub total (Including VAT)

R696,520.80

Bank Details:

ABSA Stellenbosch
Branch Code: 33 44 10
Cheque Account nr: 405 993 1038

Total Due This Invoice

R696,520.80



Pierre Marais Pr Eng

30-Jun-25

Date

Opsomming Junie 2025

DATUM	Inlaatwerke Vloeiometer	Overflow Chamber Vloeiometer	RO Water Vloeiometer (kl/dag)	Som van RO Water gelewer (kl)	Final Water Vloeiometer (kl/dag)	Reservoir Vloeiometer (kl/dag)	Notas
01-Jun-25	1745	2,084	1,305	1,305	-	1,197	
02-Jun-25	3629	2,567	1,307	2,612	-	1,194	
03-Jun-25	3656	2,683	1,298	3,910	-	1,196	
04-Jun-25	3608	2,565	1,304	5,214	-	1,201	
05-Jun-25	3756	2,126	1,310	6,524	-	1,200	
06-Jun-25	0	2,317	1,305	7,829	-	1,130	Inlaatwerke het Nuwe Flow Meter
07-Jun-25	3406	2,773	1,301	9,130	-	1,168	Pyp lekkasie by Reservoir
08-Jun-25	4259	1,989	1,297	10,427	-	1,162	Pyp lekkasie by Reservoir
09-Jun-25	3764	2,768	1,312	11,739	-	1,169	Pyp lekkasie by Reservoir
10-Jun-25	2988	2,074	1,310	13,049	-	1,142	Pyp lekkasie by Reservoir
11-Jun-25	3131	1,433	1,103	14,152	-	904	
12-Jun-25	0	2,286	1,302	15,454	-	1,220	Inlaatwerke V/meter Foutief
13-Jun-25	6815	2,844	1,297	16,751	-	1,241	
14-Jun-25	2678	2,366	1,300	18,051	-	1,237	
15-Jun-25	2391	2,236	1,301	19,352	-	1,228	
16-Jun-25	2131	2,316	1,306	20,658	-	1,240	
17-Jun-25	3285	2,568	1,302	21,960	-	1,212	
18-Jun-25	3574	1,653	1,308	23,268	-	1,253	
19-Jun-25	2435	2,665	1,308	24,576	-	1,197	Inlaat werke Vloei meter was af (gtrip)
20-Jun-25	3197	1,312	1,308	25,884	-	1,235	
21-Jun-25	3088	0	0	25,884	-	0	Maturation river Cleaning
22-Jun-25	3048	2,941	0	25,884	-	0	Maturation river Cleaning
23-Jun-25	2864	3,130	1,401	27,285	-	1,197	Plant started at 12h25
24-Jun-25	2940	2,960	1,308	28,593	-	1,247	
25-Jun-25	3069	3,023	1,311	29,904	-	1,241	
26-Jun-25	3508	3,040	1,302	31,206	-	1,223	
27-Jun-25	3086	2,866	1,295	32,501	-	1,222	
28-Jun-25	2651	2,856	1,301	33,802	-	1,207	
29-Jun-25	3235	2,853	1,303	35,105	-	1,227	
30-Jun-25				35,105	-	1,228	
	89,637	69,294	35,105	35,105	0	A	
							33,518

Opsomming

Finale Water gelewer by Reservoir in Junie 2025 (A)

33,518

Statement

Date of Statement: 30 June 2025

To: Beaufort West Municipality Private Bag X582 Beaufort West 6970 Attention: Mr C Wright VAT nr: 400 084 6388	From: NEWater (Pty) Ltd P.O. Box 12845 Die Boord STELLENBOSCH 7613 VAT nr: 471 021 7383
Tel: (023) 414 8020 Fax: (023) 415 1373	Tel: (021) 880 1829 Cell: (082) 870 1988

Invoice No	Date Submitted	Amount	Paid	Payment Received
431	01-Jul-24	R 642,621.63	R -642,621.63	01-Aug-24
432	01-Aug-24	R 687,610.32	R -687,610.32	30-Aug-24
433	01-Sept-24	R 663,742.43	R -663,742.43	30-Sept-24
434	01-Oct-24	R 656,476.56	R -656,476.56	31-Oct-24
435	01-Nov-24	R 514,821.90	R -514,821.90	29-Nov-24
436	01-Dec-24	R 745,378.99	R -745,378.99	30-Dec-24
437	01-Jan-25	R 840,153.83	R -840,153.83	31-Jan-25
438	01-Feb-25	R 752,420.34	R -752,420.34	28-Feb-25
439	01-Mar-25	R 673,329.76	R -673,329.76	28-Mar-25
440	01-Apr-25	R 773,824.26	R -773,824.26	30-Apr-25
441	01-May-25	R 749,531.85	R -749,531.85	30-May-25
442	01-Jun-25	R 717,592.23	R -717,592.23	25-Jun-25
443	30-Jun-25	R 696,520.80		
		Total Amount Invoiced R 9,114,024.90	Payments Received R -8,417,504.10	Balance Outstanding R 696,520.80
120+ Days	90 Days - 119 Days	60 Days - 89 Days	30 Days - 59 Days	Current - 29 Days
R -	R -	R -	R -	R 696,520.80



Pierre Marais Pr Eng

30 June 2025

Date



Tax Invoice

To: Beaufort West Municipality Private Bag X582 Beaufort West 6970 Attention: Mr C Wright VAT nr: 400 084 6388		From: NEWater (Pty) Ltd P. O. Box 12845 Die Boord 7613 Attention: Mr P Marais VAT nr: 471 021 7383		Tel: (023) 414 8020 Fax: (023) 415 1373	Tel: (021) 880 1829 Cell: (082) 870 1988
Invoice Number:	Date:	Terms:	Your Reference:	Page:	
443	30-Jun-25	30 days		1	
Description: Beaufort West Water Reclamation Plant					
					Total
1. Final Water Invoiced					
Final Water invoiced during June 2025					33,518.00 kl
					<hr/>
Invoiceable Water					33,518.00 kl
Rate per kl					R18.07
					<hr/>
Sub total					R605,670.26
VAT 15%					R90,850.54
Sub total (Including VAT)					R696,520.80
					<hr/>
Bank Details: ABSA Stellenbosch Branch Code: 33 44 10 Cheque Account nr: 405 993 1038					Total Due This Invoice R696,520.80



Pierre Marais Pr Eng

30-Jun-25

Date

Statement**Date of Statement: 30 June 2025****To:****Beaufort West Municipality**

Private Bag X582

Beaufort West

6970

Attention: Mr C Wright**VAT nr: 400 084 6388****Tel: (023) 414 8020****Fax: (023) 415 1373****From:****NEWater (Pty) Ltd**

P.O. Box 12845

Die Boord

STELLENBOSCH

7613

VAT nr: 471 021 7383**Tel: (021) 880 1829****Cell: (082) 870 1988**

Invoice No	Date Submitted	Amount	Paid	Payment Received
431	01-Jul-24	R 642,621.63	R -642,621.63	01-Aug-24
432	01-Aug-24	R 687,610.32	R -687,610.32	30-Aug-24
433	01-Sept-24	R 663,742.43	R -663,742.43	30-Sept-24
434	01-Oct-24	R 656,476.56	R -656,476.56	31-Oct-24
435	01-Nov-24	R 514,821.90	R -514,821.90	29-Nov-24
436	01-Dec-24	R 745,378.99	R -745,378.99	30-Dec-24
437	01-Jan-25	R 840,153.83	R -840,153.83	31-Jan-25
438	01-Feb-25	R 752,420.34	R -752,420.34	28-Feb-25
439	01-Mar-25	R 673,329.76	R -673,329.76	28-Mar-25
440	01-Apr-25	R 773,824.26	R -773,824.26	30-Apr-25
441	01-May-25	R 749,531.85	R -749,531.85	30-May-25
442	01-Jun-25	R 717,592.23	R -717,592.23	25-Jun-25
443	30-Jun-25	R 696,520.80		
		Total Amount Invoiced	Payments Received	Balance Outstanding
		R 9,114,024.90	R -8,417,504.10	R 696,520.80
120+ Days	90 Days - 119 Days	60 Days - 89 Days	30 Days - 59 Days	Current - 29 Days
R -	R -	R -	R -	R 696,520.80



Pierre Marais Pr Eng

30 June 2025

Date

Opsomming Junie 2025

DATUM	Inlaatwerke Vloeiometer	Overflow Chamber Vloeiometer	RO Water Vloeiometer (kl/dag)	Som van RO Water gelewer (kl)	Final Water Vloeiometer (kl/dag)	Reservoir Vloeiometer (kl/dag)	Notas
01-Jun-25	3745	2,084	1,305	1,305	-	1197	
02-Jun-25	3629	2,567	1,307	2,612	-	1,194	
03-Jun-25	3656	2,683	1,298	3,910	-	1,196	
04-Jun-25	3608	2,565	1,304	5,214	-	1,201	
05-Jun-25	3756	2,126	1,310	6,524	-	1,200	
06-Jun-25	0	2,317	1,305	7,829	-	1,130	Inlaatwerke het Nuwe Flow Meter
07-Jun-25	3406	2,773	1,301	9,130	-	1,168	Pyp lekasie by Reservoir
08-Jun-25	4259	1,989	1,297	10,427	-	1,162	Pyp lekasie by Reservoir
09-Jun-25	3264	2,768	1,312	11,739	-	1,169	Pyp lekasie by Reservoir
10-Jun-25	2988	2,074	1,310	13,049	-	1,142	Pyp lekasie by Reservoir
11-Jun-25	3131	1,433	1,103	14,152	-	904	
12-Jun-25	0	2,286	1,302	15,454	-	1,220	
13-Jun-25	6815	2,844	1,297	16,751	-	1,241	Inlaatwerke V/meter Fouttief
14-Jun-25	2678	2,366	1,300	18,051	-	1,237	
15-Jun-25	2391	2,236	1,301	19,352	-	1,228	
16-Jun-25	2131	2,316	1,306	20,658	-	1,240	
17-Jun-25	3285	2,568	1,302	21,960	-	1,212	
18-Jun-25	3574	1,653	1,308	23,268	-	1,253	
19-Jun-25	2435	2,665	1,308	24,576	-	1,197	
20-Jun-25	3197	1,312	1,308	25,884	-	1,235	Inlaat werke Vloei meter was af (grip)
21-Jun-25	3088	0	0	25,884	-	0	Maturation river Cleaning
22-Jun-25	3048	2,941	0	25,884	-	0	Maturation river Cleaning
23-Jun-25	2864	3,130	1,401	27,285	-	1,197	Plant started at 12h25
24-Jun-25	2940	2,960	1,308	28,593	-	1,247	
25-Jun-25	3069	3,023	1,311	29,904	-	1,241	
26-Jun-25	3508	3,040	1,302	31,206	-	1,223	
27-Jun-25	3086	2,866	1,295	32,501	-	1,222	
28-Jun-25	2651	2,856	1,301	33,802	-	1,207	
29-Jun-25	3235	2,853	1,303	35,105	-	1,227	
30-Jun-25				35,105	-	1,228	

89,637

69,294

35,105

35,105

0

33,518
A

Opsomming

Finale Water gelewer by Reservoir in Junie 2025 (A)

33,518

JUNE 2025

IL0010060140030000000000000000000000

Liabilities:Current Liabilities:Trade and Other Payable Exchange Transactions:Water Inventory Bulk Purchases:Withdrawals



MUNISIPALITEIT / MUNICIPALITY
BEAUFORT-WES/BEAUFORT WEST/BHOBHOFULO

Kantoor van die Munisipale Bestuurder / Office of the Municipal Manager

MAGTIGING VIR BETALING

Hiermee verleen ek **A.C MAKANDLANA, WAARNEMENDE MUNISIPALE BESTUURDER**, goedkeuring vir die betaling van

.....

aan

.....

A.C MAKANDLANA
WAARNEMENDE MUNISIPALE BESTUURDER

GOEDKEUR	
NIE GOEDGEKEUR	
GOEDKEUR	
NIE GOEDGEKEUR	

AUTHORISATION FOR PAYMENT

I **A.C MAKANDLANA, ACTING MUNICIPAL MANAGER**, grant approval

TO: NEWater (Water and Waste Water Engineering)

PAYMENT FOR: PURCHASE OF WATER:RECYCLING PLANT : R 717,592.23

VERIFIED	
NOT VERIFIED	



A.C MAKANDLANA
ACTING MUNICIPAL MANAGER

APPROVED	X
NOT APPROVED	



**MUNISIPALITEIT / MUNICIPALITY / UMASIPALA-WASE
BEAUFORT-WES / BEAUFORT WEST / BHOBHOFOLO**

*DEPARTEMENT VAN DIE DIREKTEUR: INGENIEURSDIENSTE
DEPARTMENT OF THE DIRECTOR: ENGINEERING SERVICES
ISEBE LOMPHATHI OWONGAMELEYO: KWICANDELO LEZENJINELI*

Rig asseblief alle korrespondensie aan die Munisipale Bestuurder/Kindly address all correspondence to the Municipal Manager/Yonke imbelolwano mayithunyisiwe kuMlawuli kaMasipala

Verwysing
Reference
Isalathiso

13/1/2/7/3

Navrae
Enquiries
Imibuzo

C.B. Wright

Datum
Date

02 June 2025

Privaatsak / Private Bag 582
Faks / Fax 023-4152811
Tel 023-4148101

E-pos / E-mail : pa.eng@beaufortwestmun.co.za
Birdstraat 61/63 Bird Street
BEAUFORT- WES
BEAUFORT WEST
6970

MEMORANDUM: CHIEF FINANCIAL OFFICER

**WATER & WASTE WATER ENGINEERING: ACCOUNT FOR PURCHASE OF
WATER: RECYCLING PLANT: R717,592.23**

Please find attached invoice 442 from NEWater (Water and Waste Water Engineering) for the purchase of purified water from the recycling plant.

For the period 01 to 31 May 2025, a total amount of 34,532.00 kl of water was delivered from the Recycling Plant, at a cost of R18.07 /kl excluding VAT. Costs amount to:
R 717,592.23.

Please pay out NEWater (Water & Waste Water Engineering) against post number
4050-0600-0000: Raw water purchases.

For your further attention.


**C.B. WRIGHT
SENIOR MANAGER: TECHNICAL SERVICES**


**L. NQOTOLA
DIRECTOR: INFRASTRUCTURE SERVICES**

Opsomming Mei 2025

DATUM	Inlaatwerke Vloeiometer	Overflow Chamber Vloeiometer	RO Water Vloeiometer (kl/dag)	Som van RO Water gelewer (kl)	Final Water Vloeiometer (kl/dag)	Reservoir Vloeiometer (kl/dag)	Notas
01-May-25	3305	1,937	1,303	1,303	-	1241	
02-May-25	3077	2,440	1,305	2,608	-	1,230	
03-May-25	2932	2,063	1,309	3,917	-	1,252	
04-May-25	3010	1,896	1,302	5,219	-	1,238	
05-May-25	3765	2,530	1,304	6,523	-	1,226	
06-May-25	3278	2,438	1,312	7,835	-	1,236	
07-May-25	3710	2,051	1,311	9,146	-	1,243	
08-May-25	3958	1,970	1,303	10,449	-	1,204	
09-May-25	4140	2,118	1,303	11,752	-	1,236	
10-May-25	3793	2,328	1,300	13,052	-	1,224	
11-May-25	3679	2,224	1,294	14,346	-	1,191	
12-May-25	3981	2,376	1,298	15,644	-	1,165	
13-May-25	3733	1,616	1,301	16,945	-	775	Lekasie BO by Pyplyn teen Koppie (naby Reservoir)
14-May-25	3272	2,100	1,302	18,247	-	1,212	
15-May-25	3809	3,220	993	19,240	-	906	Krag onder breakings (14:30-16:00 and 19:15-20:15)
16-May-25	3999	1,705	1,309	20,549	-	1,213	
17-May-25	3827	27	0	20,549	-	0	Maturation river cleaning
18-May-25	3842	2,182	0	20,549	-	0	Maturation river cleaning/Filling
19-May-25	3684	3,121	1,353	21,902	-	1,198	Plant started at 13h45
20-May-25	3790	2,919	1,291	23,193	-	1,231	
21-May-25	3517	1,981	1,304	24,497	-	1,230	
22-May-25	3583	2,700	1,302	25,799	-	1,218	
23-May-25	3861	1,908	1,309	27,108	-	1,208	
24-May-25	3615	2,821	1,300	28,408	-	1,206	
25-May-25	3560	2,153	1,309	29,717	-	1,211	
26-May-25	3895	2,260	1,305	31,022	-	1,191	
27-May-25	3983	2,145	1,310	32,332	-	1,200	
28-May-25	3865	1,788	1,310	33,642	-	1,240	
29-May-25	3824	2,821	1,298	34,940	-	1,186	
30-May-25	3769	2,479	1,300	36,240	-	1,198	
31-May-25	3600	1,672	1,300	37,540	-	1,223	
	113,651	67,989	37,540	37,540	0	A	
						34,532	

Opsomming

Finale Water gelewer by Reservoir in Mei 2025 (A)

34,532

Statement

Date of Statement:

1 June 2025

To:

Beaufort West Municipality

Private Bag X582

Beaufort West

6970

Attention: Mr C Wright

VAT nr: 400 084 6388

Tel: (023) 414 8020

Fax: (023) 415 1373

From:

NEWater (Pty) Ltd

P.O. Box 12845

Die Boord

STELLENBOSCH

7613

VAT nr: 471 021 7383

Tel: (021) 880 1829

Cell: (082) 870 1988

Invoice No	Date Submitted	Amount	Paid	Payment Received
431	01-Jul-24	R 642,621.63	R -642,621.63	01-Aug-24
432	01-Aug-24	R 687,610.32	R -687,610.32	30-Aug-24
433	01-Sept-24	R 663,742.43	R -663,742.43	30-Sept-24
434	01-Oct-24	R 656,476.56	R -656,476.56	31-Oct-24
435	01-Nov-24	R 514,821.90	R -514,821.90	29-Nov-24
436	01-Dec-24	R 745,378.99	R -745,378.99	30-Dec-24
437	01-Jan-25	R 840,153.83	R -840,153.83	31-Jan-25
438	01-Feb-25	R 752,420.34	R -752,420.34	28-Feb-25
439	01-Mar-25	R 673,329.76	R -673,329.76	28-Mar-25
440	01-Apr-25	R 773,824.26	R -773,824.26	30-Apr-25
441	01-May-25	R 749,531.85	R -749,531.85	30-May-25
442	01-Jun-25	R 717,592.23		
		Total Amount Invoiced	Payments Received	Balance Outstanding
		R 8,417,504.10	R -7,699,911.87	R 717,592.23
120+ Days	90 Days - 119 Days	60 Days - 89 Days	30 Days - 59 Days	Current - 29 Days
R -	R -	R -	R -	R 717,592.23



Pierre Marais Pr Eng

1 June 2025

Date

Date: 30/06/2025 Time: 9:39:13 AM

Profile name:	BEAUFORT WEST MUNICIPALITY
Batch reference number:	2129470618
Reference number:	000000005296157615
Payment date:	27/06/2025
From account name:	*BEAUFORT WEST MUNICIPALITY
From account description:	*BEAUFORT WEST MUNICIPALITY
From account statement description:	15/22420*WATER & WAS
Beneficiary account / cell phone number:	4059931038
Beneficiary/ Recipient name:	WATER & WASTEWATER ENGINEERING
Beneficiary statement description:	Beaufort West Municipality
Branch code:	632005
Amount:	717,592.23

Additional comments by payer:

View your account to **confirm that you have received this payment.**

- All payments are subject to clearing rules.

Please refer to landing page for cut off times and telephone numbers.

Profile name:BEAUFORT WEST MUNICIPALITY
Profile number:4000294773User name:BERTHYL RUTH SIYAYA
User ID:9Small Business Services: 0860 116 400
Business Banking: 0860 111 055



Private Bag 582
Beaufort West
Beaufort West - 6970

Tel: 023 414 8100
Fax: 023 414 8105
Email: treasury@beaufortwestmun.co.za
Website: www.beaufortwestmun.co.za
Municipality VAT No:- 4000846388

Payment Instruction Detail

PAYMENT DETAILS							Status - Awaiting Payment Approval		
Payment Instruction Number	Payment Instruction Date	Payment Id	Payment	Doc Number	Payment Type	Transaction Type	Cashbook	Payment Due Date	Outstanding Payment Amount
PT06/23/00040044/2024-2025	23/06/2025	40044	15/22323	40044	Normal	Exp - Direct Payment EFT	Nedbank 2025	09/07/2025	R 63 412.79
								R 63 412.79	R 63 412.79

VENDOR DETAILS

Vendor Name	Vendor Number	Bank	Account Number	Branch Code	Account Type	Payment Reference
AD NIGRINI	SCW/392	Standard Bank	82957002	051001	Cheque/Current Account	AD NIGRINI

INVOICE DETAILS

Invoice Number	Vendor / Creditor Invoice Number	Vendor Invoice Date	Goods/Service Description	Invoice Amount (excl. VAT)	VAT	Invoice Amount (Incl. VAT)	Reason for Late Payment
SPT17/6/00021225/2024-2025	INV NO. KHS 65	09/06/2025	Water Services Programme Water Treatment Project / Water / 01 TO 30 APRIL 2025 & 01 TO 31 MAY 2025	R 55 141.56	R 8 271.23	R 63 412.79	

Tel: 023 414 8100
Fax: 023 414 8105
Email: treasury@beaufortwestmun.co.za
Website: www.beaufortwestmun.co.za
Municipality VAT No:- 40000846388



Invoice Number	SPI17/6/00021225/2024-2025	Vendor Name	AD NIGRINI
Invoice Date	09/06/2025	Vendor Number	SCM/392
		Company Type	

User: Deslerie Melani



**MUNISIPALITEIT / MUNICIPALITY
BEAUFORT-WES/BEAUFORT WEST/BHOBHOFULO**

Departement van die Direkteur: Ingenieursdienste / Department of the Director: Engineering Services
Isebe Lomphathi Owongameleyo: Kwicandelo Lezenjineli

MAGTIGING VIR BETALING

Hiermee verleen ek **Luzuko Nqotola**, Direkteur: Infrastruktuur Dienste

goedkeuring vir die betaling van..... aan

GOEDKEUR	
NIE GOEDGEKEUR	

L. NQOTOLA
DIREKTEUR:INFRASTRUKTUUR DIENSTE

AUTHORISATION FOR PAYMENT

I **Luzuko Nqotola**, Director: Infrastructure Services, hereby approve the

Payment of... R 63 412,79 ...to Mr. AD Nigini Klein Hansrivier

APPROVED	<input checked="" type="checkbox"/>
DISAPPROVED	<input type="checkbox"/>



L. NQOTOLA
DIRECTOR: INFRASTRUCTURE SERVICES



**MUNISIPALITEIT / MUNICIPALITY / UMASIPALA-WASE
BEAUFORT-WES / BEAUFORT WEST / BHOBHOFOLO**

*DEPARTEMENT VAN DIE DIREKTEUR: INGENIEURSDIENSTE
DEPARTMENT OF THE DIRECTOR: ENGINEERING SERVICES
ISEBE LOMPHATHI OWONGAMELEYO: KWICANDELO LEZENJINELI*

Rig asseblief alle korrespondensie aan die Munisipale Bestuurder/Kindly address all correspondence to the Municipal Manager/Yonke imbalelwano mayithunyelwe kuMlawuli kaMasipala

Verwysing 13/1/2/2: Koop Water: Klein Hansrivier
Reference
Isalathiso

Navrae C.B. Wright
Enquiries
Imibuzo

Datum 09 Junie 2025
Date

Privaatsak / Private Bag 582
Faks / Fax 023-415 2811
Tel 023-4148101

E-pos / E-mail : louw@beaufortwestmun.co.za
Birdstraat 61/63 Bird Street
BEAUFORT-WES
BEAUFORTWEST
BHOFLO
6970

MEMORANDUM: ACTING CHIEF FINANCIAL OFFICER

PURCHASES RAW WATER: MR. AD NIGRINI: KLEIN HANSRIVIER

Find attached invoice no. KH5 65, dated 09 June 2025 from Mr. AD Nigrini for the purchases of raw water for the period 01 to 30 April 2025 and 01 to 31 May 2025 from the farm Klein Hansrivier.

Raw water KH5: 9.720 m ³ vote no.4050-0600-0000 @ R2.79	R27,118.80
Raw water KH5: 10.044 m ³ vote no.4050-0600-0000 @ R2.79	<u>R28,022.76</u>
	R55,141.56
Plus 15% VAT	<u>8,271.23</u>
Amount payable to AD Nigrini	R63,412.79

Please make an electronic transfer in favour of AD Nigrini. The bank details are: AD Nigrini, Standard Bank, Beaufort West, Account No. 082957002, Branch 050008. The payment must be made from the vote number mentioned above.

It is hereby certified that the amount of R63,422.79 has not been previously paid out.

For your further attention and settlement.


C.B. WRIGHT
SENIOR MANAGER: TECHNICAL SERVICES

L. NQOTOLA
DIRECTOR: INFRASTRUCTURE SERVICES

K/TS

TAX INVOICE / BELASTINGFAKTUUR

65

From Van	<i>A.D. Mignais</i> <i>Rheinsheldop P.O. Box 191</i> <i>Bransfontein 6970</i>	Date Datum	<i>9/6/25</i>
		V.A.T. Reg. No./B.T.W. Gereg. Nr.	<i>4810190803</i>

To Aan	<i>B/Wa Mampitlot</i> <i>Bransfontein / Pindse 532</i> <i>6970</i>	V.A.T. Reg. No. B.T.W. Gereg. Nr.	<i>4008463</i>
-----------	--------------------------------------------------------------------------	--------------------------------------	----------------

Quantity Hoëv.	Description Beskrywing	Unit Price Eenhedsprys	Amount Bedrag
	<i>7</i> <i>1 April - 30 April</i> <i>2025</i> <i>9720m³ @ R2,79/m³</i>		<i>27118 80</i>
	<i>1 Mei - 31 Mei</i> <i>2025</i> <i>10,044m³ @ R2,79/m³</i> <i>7</i>		<i>28022 76</i>

TERMS TERME	<i>BT-Ring</i> <i>20% Kontel Jaar na Bedae</i>	Delete as applicable Skraap waar nie van toepassing nie	Sub Total Subtotaal	<i>55141 56</i>
			V.A.T. inclusive % B.T.W. Ingesluit	<i>8271 23</i>
			TOTAL	<i>63412 79</i>
			TOTAL	<i>63412 79</i>

Date: 30/06/2025 Time: 10:27:56 AM

Profile name:	BEAUFORT WEST MUNICIPALITY
Batch reference number:	2127150284
Reference number:	000000005296169725
Payment date:	27/06/2025
From account name:	*BEAUFORT WEST MUNICIPALITY
From account description:	*BEAUFORT WEST MUNICIPALITY
From account statement description:	15/22323*AD NIGRINI
Beneficiary account / cell phone number:	82957002
Beneficiary/ Recipient name:	AD NIGRINI
Beneficiary statement description:	Beaufort West Municipality
Branch code:	051001
Amount:	63,412.79

Additional comments by payer:

View your account to **confirm that you have received this payment.**

- All payments are subject to clearing rules.

Please refer to landing page for cut off times and telephone numbers.



Private Bag 582
Beaufort West
Beaufort West - 6970

Tel: 023 414 8100
Fax: 023 414 8105
Email: treasury@beaufortwestmun.co.za
Website: www.beaufortwestmun.co.za
Municipality VAT No:- 4000846388

Payment Instruction Detail

Status - Awaiting Payment Approval													
PAYMENT DETAILS				Payment Instruction Number	Payment Instruction Date	Payment Id	Doc Number	Payment Type	Transaction Type	Cashbook	Payment Due Date	Total Payment Amount	Outstanding Payment Amount
				P106/23/00040048/2024-2025	23/06/2025	40048	15/22327	Normal	Exp - Direct Payment EFT	Nedbank 2025	09/07/2025	R 35 841.60	R 35 841.60

VENDOR DETAILS

Vendor Name	Vendor Number	Bank	Account Number	Branch Code	Account Type	Payment Reference
AD NIGRINI	SCM/392	Standard Bank	82957002	051001	Cheque/Current Account	AD NIGRINI

INVOICE DETAILS

Invoice Number	Vendor / Creditor Invoice Number	Vendor Invoice Date	Goods / Service Description	Invoice Amount (excl. VAT)	VAT	Invoice Amount (Incl. VAT)	Reason for Late Payment
SP117/6/00021226/2024-2025	INV NO. RH 20	09/06/2025	Water Services Programme Water Treatment Project / Water / 01 APRIL TO 30 APRIL 2025 & 01 MAY TO 31 MAY 2025	R 31 166.61	R 4 674.99	R 35 841.60	



Private Bag 582
Beaufort West
Beaufort West - 6970

Tel: 023 414 8100
Fax: 023 414 8105
Email: treasury@beaufortwestmun.co.za
Website: www.beaufortwestmun.co.za
Municipality VAT No: 40000846388



Sundry Invoice Detail

Invoice Number	SPI17/6/00021226/2024-2025	Vendor Name	AD NIGRINI
Invoice Date	09/06/2025	Vendor Number	SCM/392
		Company Type	

Vendor Invoice Number	Project Name	Project Item	Plan Item ID	Purchase Item	Quantity	Unit Price	Invoice Amount (Excl. VAT)	VAT	Invoice Amount (Incl. VAT)
INV NO. RH 20	8178 - Water Services Programme_Water Treatment Project	Water IE0070040000000000000000000000000000000000	156446	01 APRIL TO 30 APRIL 2025 & 01 MAY TO 31 MAY 2025	1.0000	R 31 156.61	R 31 156.61	R 4 674.99	R 35 841.60
			Total Amount				R 31 156.61	R 4 674.99	R 35 841.60



**MUNISIPALITEIT / MUNICIPALITY
BEAUFORT-WES/BEAUFORT WEST/BHOBHOFOLO**

Departement van die Direkteur: Ingenieursdienste / Department of the Director: Engineering Services
Isebe Lomphathi Owongameleyo: Kwicandelo Lezenjineli

MAGTIGING VIR BETALING

Hiermee verleen ek **Luzuko Nqotola**, Direkteur: Infrastruktuur Dienste

goedkeuring vir die betaling van..... aan

GOEDKEUR	
NIE GOEDGEKEUR	

L. NQOTOLA
DIREKTEUR:INFRASTRUKTUUR DIENSTE

AUTHORISATION FOR PAYMENT

I **Luzuko Nqotola**, Director: Infrastructure Services, hereby approve the

Payment of R 35 841.60 to Mr AD Nigrini, Rhenosterkop

APPROVED	
DISAPPROVED	

L. NQOTOLA
DIRECTOR: INFRASTRUCTURE SERVICES



**MUNISIPALITEIT / MUNICIPALITY / UMASIPALA-WASE
BEAUFORT-WES / BEAUFORT WEST / BHOBHOFOLO**

DEPARTEMENT VAN DIE DIREKTEUR: INGENIEURSDIENSTE
DEPARTMENT OF THE DIRECTOR: ENGINEERING SERVICES
ISEBE LOMPHATHI OWONGAMELEYO: KWICANDELO LEZENJINELI

Rig esebilef alle korrespondensie aan die Munisipale Bestuurder/Kindly address all correspondence to the Municipal Manager/Yonke imbalelwano mayithunyelwe kuMlawli kaMasipala

Verwysing 13/1/2/2: Koop Water: Rhenosterkop
Reference
Isalathiso

Navrae C.B. Wright
Enquiries
Imibuzo

Datum 09 June 2025
Date

Privaatsak / Private Bag 582
Faks / Fax 023-415 2811
Tel 023-4148101

E-pos / E-mail : louw@beaufortwestmun.co.za
Birdstraat 61/63 Bird Street
BEAUFORT- WES
BEAUFORT WEST
6970

MEMORANDUM : ACTING CHIEF FINANCIAL OFFICER

PURCHASES RAW WATER: MR. A.D NIGRINI: RHENOSTERKOP

Find attached invoice no RH 20 , dated 09 June 2025 from Mr. A.D Nigrini for the purchases of raw water for the period 01 April to 30 April 2025 and 01 May 2025 to 31 May 2025 from the farm Rhenosterkop.

9 870m ³ kiloliter raw water @ R1.60 incl VAT	R13 732.17
12 531m ³ kiloliter raw water @ R1.60 incl VAT	<u>R17 434.43</u>
	R31 166.60
Plus 15% VAT	<u>4 675.00</u>
Amount payable to A.D Nigrini	R35 841.60

Please make an electronic transfer in favour of A.D Nigrini. The bank details are: A.D Nigrini, Standard Bank Beaufort-Wes, Account number: 082 957 002, Branch, 050008. The payout must be made from vote number 4050-0600-0000.

It is hereby certified that the amount of R 35 841.60 has not been previously paid out.

For your further attention and settlement.


C.B WRIGHT
SENIOR MANAGER: TECHNICAL SERVICES


L. NQOTOLA
DIRECTOR: INFRASTRUCTURE SERVICES

RH

TAX INVOICE / BELASTINGFAKTUUR

20

From Van	<i>A. D. W. V. m. n.</i>	Date Datum	<i>9/6/2025</i>
	<i>Rhenosterhoek P.O. Box 191</i>	V.A.T. Reg. No./B.T.W. Gereg. Nr.	
	<i>Beaufort West 6970</i>		<i>4540190503</i>

To Aan	<i>B/W 12 W. m. n. l. e. t. e. n. t.</i>	V.A.T. Reg. No.	
	<i>Beaufort West / Private Sak 582</i>	B.T.W. Gereg. Nr.	
	<i>6970</i>		<i>400084636</i>

Quantity Hoëv.	Description Beskrywing	Unit Price Eenhedsprys	Amount Bedrag
	<i>1 April — 30 April</i>		
	<i>2025</i>		
	<i>9 870 m³ @ R1,60/m³</i>		<i>15792 17</i>
	<i>1 Mei — 31 Mei</i>		
	<i>2025</i>		
	<i>12 531 m³ @ R1,60/m³</i>		<i>17434 43</i>
Sub Total Subtotaal			<i>31166 60</i>
V.A.T. inclusive % B.T.W. Ingesluit			<i>4675 00</i>
TOTAL TOTAAL			<i>35841 60</i>

TERMS
TERME*Sp. i. k. l. i. n. g.*

15
Delete as applicable
Skrap waar nie van toepassing nie



**MUNISIPALITEIT / MUNICIPALITY / UMASIPALA-WASE
BEAUFORT-WES / BEAUFORT WEST / BHOBHOFOLO**

*DEPARTEMENT VAN DIE DIREKTEUR: INGENIEURSDIENSTE
DEPARTMENT OF THE DIRECTOR: ENGINEERING SERVICES
ISEBE LOMPHATHI OWONGAMELEYO: KWICANDELO LEZENJINELI*

Rig asseblief alle korrespondensie aan die Munisipale Bestuurder/Kindly address all correspondence to the Municipal Manager/Yonke imbalelwano mayithunyolwe kuMlawili kaMaspala

Verwysing 13/1/2/2: Koop Water: Rhenosterkop
Reference
Isalathiso

Privaatsak / Private Bag 582
Faks / Fax 023-415 2811
Tel 023-4148101

Navrae C.B. Wright
Enquiries
Imibuzo

E-pos / E-mail : louw@beaufortwestmun.co.za
Birdstraat 61/63 Bird Street
BEAUFORT-WES
BEAUFORT WEST

Datum 05 Mei 2025
Date

BHOBHOFOLO
6970

Rhenosterkop
Beaufort-Wes
6970

Aandag Mnr. A.Nigrini

AANKOPE ROUWATER: MNR. A.D NIGRINI- RHENOSTERKOP

Hier onder is 'n opsomming van die water wat by die verskillende boorgate op u eiendom onttrek was. Die onttrekkings syfers is vir die tydperk vanaf 1 April 2025 tot 30 April 2025.

BOORGAT	BEGIN LESING	EIND LESING	TOTAAL m ³
Rhenosterkop	410926	422421	11495
Dam	66407	68032	1625
Totale m ³ water onttrek			9 870m ³

Hiermee word u dus versoek om 'n rekening te lewer aan Beaufort-Wes Munisipaliteit vir die bogenoemde hoeveelheid rou water wat by u aangekoop word volgens die kontrak gesluit met Beaufort-Wes Munisipaliteit. Die tarief soos ooreengekom en vervat in die ooreenkoms is R1.60 per m³ BTW ingesluit.

Vir u verdere aandag.


C.B WRIGHT
BESTUURDER: TEGNIESE DIENSTE
/hb



**MUNISIPALITEIT / MUNICIPALITY / UMASIPALA-WASE
BEAUFORT-WES / BEAUFORT WEST / BHOBHOFOLO**

**DEPARTEMENT VAN DIE DIREKTEUR: INGENIEURSDIENSTE
DEPARTMENT OF THE DIRECTOR: ENGINEERING SERVICES
ISEBE LOMPHATHI OWONGAMELEYO: KWICANDELO LEZENJINELI**

Rig asseblief alle korrespondensie aan die Munisipale Bestuurder/Kindly address all correspondence to the Municipal Manager/Yonke imbelelwano mayithunyelwe kuMiewli kaMasisipala

Verwysing 13/1/2/2: Koop Water: Rhenosterkop
Reference
Isalathiso

Privaatsak / Private Bag 582
Faks / Fax 023-415 2811
Tel 023-4148101

Navrae C.B. Wright
Enquiries
Imibuzo

E-pos / E-mail : louw@beaufortwestmun.co.za
Birdstraat 61/63 Bird Street
BEAUFORT-WES
BEAUFORT WEST
BHOBHOFOLO
6970

Datum 09 Junie 2025
Date

Rhenosterkop
Beaufort-Wes
6970

Aandag Mnr. A.Nigrini

AANKOPE ROUWATER: MNR. A.D NIGRINI- RHENOSTERKOP

Hier onder is 'n opsomming van die water wat by die verskillende boorgate op u eiendom onttrek was. Die onttrekkings syfers is vir die tydperk vanaf 01 Mei 2025 tot 31 Mei 2025.

BOORGAT	BEGIN LESING	EIND LESING	TOTAAL m ³
Rhenosterkop	422421	436671	14250
Dam	68032	69751	1719
Totale m ³ water onttrek			12 531m ³

Hiermee word u dus versoek om 'n rekening te lewer aan Beaufort-Wes Munisipaliteit vir die bogenoemde hoeveelheid rou water wat by u aangekoop word volgens die kontrak gesluit met Beaufort-Wes Munisipaliteit. Die tarief soos ooreengekom en vervat in die ooreenkoms is R1.60 per m³ BTW ingesluit.

Vir u verdere aandag.


C.B WRIGHT
BESTUURDER: TEGNIESE DIENSTE
/hb

Date: 30/06/2025 Time: 10:27:56 AM

Profile name:	BEAUFORT WEST MUNICIPALITY
Batch reference number:	2127150284
Reference number:	000000005296169727
Payment date:	27/06/2025
From account name:	*BEAUFORT WEST MUNICIPALITY
From account description:	*BEAUFORT WEST MUNICIPALITY
From account statement description:	15/22327*AD NIGRINI
Beneficiary account / cell phone number:	82957002
Beneficiary/ Recipient name:	AD NIGRINI
Beneficiary statement description:	Beaufort West Municipality
Branch code:	051001
Amount:	35,841.60

Additional comments by payer:

View your account to **confirm that you have received this payment.**

- All payments are subject to clearing rules.

Please refer to landing page for cut off times and telephone numbers.

Profile name:BEAUFORT WEST MUNICIPALITY
Profile number:4000294773

User name:BERTHYL RUTH SIYAYA
User ID:9

Small Business Services: 0860 116 400
Business Banking: 0860 111 055

**BEAUFORT-WES - BEAUFORT WEST - BHOBHOFOLO
MUNISIPALITEIT - MUNICIPALITY - U MASIPALA WASE**



Private Bag 582
Beaufort West
Beaufort West - 6970

Tel: 023 414 8100
Fax: 023 414 8105
Email: treasury@beaufortwestmun.co.za
Website: www.beaufortwestmun.co.za
Municipality VAT No:- 4000846388

Payment Instruction Detail

PAYMENT DETAILS							Status - Awaiting Payment Approval		
Payment Instruction Number	Payment Instruction Date	Payment Id	Payment Doc Number	Payment Type	Transaction Type	Cashbook	Payment Due Date	Total Payment Amount	Outstanding Payment Amount
P106/23/00040046/2024-2025	23/06/2025	40046	15/22325	Normal	Exp - Direct Payment EFT	Nedbank 2025	10/07/2025	R 35 590.40	R 35 590.40

VENDOR DETAILS				Payment Reference	
Vendor Name	Vendor Number	Bank	Account Number	Branch Code	Account Type
J NEL	SCM/414	Absa Bank	1540580193	334108	Cheque/Current Account

INVOICE DETAILS					Reason for Late Payment	
Invoice Number	Vendor / Creditor Invoice Number	Vendor Invoice Date	Goods/Service Description	Invoice Amount (excl. VAT)	VAT	Invoice Amount (Incl. VAT)
SPL17/6/00021224/2024-2025	INV NO. 93	10/06/2025	Water Services Programme_Water Treatment Project / Water / 01 MAY 2025 TO 31 MAY 2025	R 30 948.17	R 4 642.23	R 35 590.40



Sundry Invoice Detail

Invoice Number	SPI17/6/00021224/2024-2025	Vendor Name	J NEL
Invoice Date	10/06/2025	Vendor Number	SCM/414
		Company Type	

[illegible]

Print Date: 17/06/2025 09:10 AM

User: Desierie Melani

Page 1 of 1



**MUNISIPALITEIT / MUNICIPALITY
BEAUFORT-WES/BEAUFORT WEST/BHOBHOFULO**

Departement van die Direkteur: Ingenieursdienste / Department of the Director: Engineering Services
Isebe Lomphathi Owongameleyo: Kwicandelo Lezenjineli

MAGTIGING VIR BETALING

Hiermee verleen ek **Luzuko Nqotola**, Direkteur: Infrastruktuur Dienste

goedkeuring vir die betaling van..... aan

GOEDKEUR	
NIE GOEDGEKEUR	

L. NQOTOLA
DIREKTEUR:INFRASTRUKTUUR DIENSTE

AUTHORISATION FOR PAYMENT

I **Luzuko Nqotola**, Director: Infrastructure Services, hereby approve the

Payment of R 35,590.40 to Mr J Nel Steenrotsfontein

APPROVED	✓
DISAPPROVED	

L. NQOTOLA
DIRECTOR: INFRASTRUCTURE SERVICES



**MUNISIPALITEIT / MUNICIPALITY / UMASIPALA-WASE
BEAUFORT-WES / BEAUFORT WEST / BHOBHOFOLO**

DEPARTEMENT VAN DIE DIREKTEUR: INGENIEURSDIENSTE
DEPARTMENT OF THE DIRECTOR: ENGINEERING SERVICES
ISEBE LOMPHATHI OWONGAMELEYO: KWICANDELO LEZENJINELI

Rig asseblief alle korrespondensie aan die Munisipale Bestuurder/Kindly address all correspondence to the Municipal Manager/Yonke imbelelwano mayithunyelwe kuMizwili kaMasipala

Verwysing 13/1/2/2: Water Purchase: Steenrotsfontein
Reference
Isalathiso

Privaatsak / Private Bag 582
Faks / Fax 023-415 2811
Tel 023-4148101

Navrae C.B. Wright
Enquiries
Street
Imibuzo

E-pos / E-mail : louw@beaufortwestmun.co.za
Birdstraat 61/63 Bird

BEAUFORT- WES
BEAUFORT WEST
6970

Datum 10 June 2025
Date

MEMORANDUM TO ACTING CHIEF FINANCIAL OFFICER

PURCHASES RAW WATER: MR. J.NEL: STEENROTSFONTEIN

Find attached invoice no.93, dated 10 June 2025 from Mr. J.Nel for the purchases of raw water for the period 01 May 2025 to 31 May 2025, from the farm Steenrotsfontein.

22 244 m ³ kiloliter raw water	@ R1.60 (incl VAT)	R 30,948.17
Plus 15% VAT		<u>R 4,642.23</u>

Amount payable to J.Nel	<u>R 35,590.40</u>
-------------------------	--------------------

Please make an electronic transfer in favour of J.Nel. The bank details are: J.Nel, ABSA Beaufort-Wes, Account number: 154 058 0193. The payment must be made from vote number 4050-0600-0000.

It is hereby certified that the amount of R 35,590.40 has not been previously paid out.

For your further attention and settlement.

C.B. WRIGHT
SENIOR MANAGER: TECHNICAL SERVICES
/hb


L. NQOTOLA
DIRECTOR: INFRASTRUCTURE SERVICES
/hb

TAX INVOICE / BELASTINGFAKTUUR

93

From
Van *J. Nel*
Aleematsfontein
Rosburg 388
Beaufort Wes 6970

Date
Datum

V.A.T. Reg. No./B.T.W. Gereg. Nr.

4750102115

To
Aan

Munisipaliteit
Beaufort W. 6970

V.A.T. Reg. No.
B.T.W. Gereg. Nr.

4000846388

Quantity Hoef.	Description Beskrywing	Unit Price Eenhedsprys	Amount Bedrag
<i>22 244 m³</i>	<i>Rouwate outtek op</i> <i>Aleematsfontein in</i> <i>Mei 2025 @ R1-60</i> <i>per m³</i>		<i>R 30,948 17</i>
<i>J. Nel</i> <i>Abstr. Beaufort W. 6970</i> <i>Reg. N. 1540580193.</i>			
Sub Total Subtotaal		<i>R 30,948 17</i>	
V.A.T. inclusive % B.T.W. Ingesluit		<i>4 642 23</i>	
TOTAL TOTAAL		<i>R 35,590 40</i>	

TERMS
TERME

W. Nel

15

Delete as applicable
Skrap waar nie van toepassing nie

V.A.T. inclusive
% B.T.W. Ingesluit

TOTAL
TOTAAL

Staat.
J. Nel, Steenotsefontein; Postbus 388, Beaufort. Wits 6970.

Beaufort. Wits Munisipaliteit, Beaufort. Wits 6970.

Datum

Faktuur N.

Bedrag.

10/06/2025

93.

R 35,590.40



**MUNISIPALITEIT / MUNICIPALITY / UMASIPALA-WASE
BEAUFORT-WES / BEAUFORT WEST / BHOBHOFOLO**

*DEPARTEMENT VAN DIE DIREKTEUR: INGENIEURSDIENSTE
DEPARTMENT OF THE DIRECTOR: ENGINEERING SERVICES
ISEBE LOMPHATHI OWONGAMELEYO: KWICANDELO LEZENJINELI*

Rig asseblief alle korrespondensie aan die Munisipale Bestuurder/Kindly address all correspondence to the Municipal Manager/Yonke imbalelwano mayithunyehwe kuMlawili kaMasipala

Verwysing 13/1/2/2: Koop Water: Steenrots
Reference
Isalathiso

Navrae C.B. Wright
Enquiries
Imibuzo

Datum 05 Mei 2025
Date

Privaatsak / Private Bag 582
Faks / Fax 023-415 2811
Tel 023-414 8101

E-pos / E-mail : pa.eng@beaufortwestmun.co.za
Birdstraat 61/63 Bird Street
BEAUFORT-WES
BEAUFORT WEST
6970

Steenrotsfontein
Beaufort-Wes
6970

Aandag Mnr. N. Nel

AANKOPE ROUWATER: MNR. N. NEL - STEENROTSFONTEIN

Hier onder is 'n opsomming van die water wat by die verskillende boorgate op u eiendom onttrek was. Die onttrekkings syfers is vir die tydperk vanaf 01 Mei 2025 tot 31 Mei 2025.

BOORGAT	BEGIN LESING	EIND LESING	TOTAAL m ³
SR 4	0	0	0
SR 5	511371	525261	13 890
SR 9	481324	486177	4853
SR 10	57419	60920	3501
Totale m ³ water onttrek			22 244 m ³

Hiermee word u dus versoek om 'n rekening te lewer aan Beaufort-Wes Munisipaliteit vir die bogenoemde hoeveelheid rou water wat by u aangekoop word volgens die kontrak gesluit met Beaufort-Wes Munisipaliteit. Die tarief soos ooreengekom en vervat in die ooreenkoms is R1.60 per m³ BTW ingesluit.

Vir u verdere aandag.


C.B. WRIGHT
BESTUURDER: TEGNIESE DIENSTE
/hb

Date: 30/06/2025 Time: 10:27:56 AM

Profile name:	BEAUFORT WEST MUNICIPALITY
Batch reference number:	2127150284
Reference number:	000000005296169726
Payment date:	27/06/2025
From account name:	*BEAUFORT WEST MUNICIPALITY
From account description:	*BEAUFORT WEST MUNICIPALITY
From account statement description:	15/22325*J NEL
Beneficiary account / cell phone number:	1540580193
Beneficiary/ Recipient name:	J NEL
Beneficiary statement description:	Beaufort West Municipality
Branch code:	334108
Amount:	35,590.40

Additional comments by payer:

View your account to **confirm that you have received this payment.**

- All payments are subject to clearing rules.

Please refer to landing page for cut off times and telephone numbers.

Profile name:BEAUFORT WEST MUNICIPALITY
Profile number:4000294773User name:BERTHYL RUTH SIYAYA
User ID:9Small Business Services: 0860 116 400
Business Banking: 0860 111 055

BETALINGSADVIES / PAYMENT VOUCHER

Beaufort-Wes/West 6970

2025/06/30

R	42,993.61
---	-----------

^^ Prepared by



**MUNISIPALITEIT / MUNICIPALITY
BEAUFORT-WES/BEAUFORT WEST/BHOBHOFULO**

Departement van die Direkteur: Ingenieursdienste / Department of the Director: Engineering Services
Isebe Lomphathi Owongameleyo: Kwicandelo Lezenjineli

MAGTIGING VIR BETALING

Hiermee verleen ek **Luzuko Nqotola**, Direkteur: Infrastruktuur Dienste

goedkeuring vir die betaling van..... aan

GOEDKEUR	
NIE GOEDGEKEUR	

L. NQOTOLA
DIREKTEUR:INFRASTRUKTUUR DIENSTE

AUTHORISATION FOR PAYMENT

I **Luzuko Nqotola**, Director: Infrastructure Services, hereby approve the

Payment of R 42 993.61 to Mr Pg. Oliver Buggasfontein

APPROVED	✓
DISAPPROVED	

L. NQOTOLA
DIRECTOR: INFRASTRUCTURE SERVICES



**MUNISIPALITEIT / MUNICIPALITY / UMASIPALA-WASE
BEAUFORT-WES / BEAUFORT WEST / BHOBHOFOLO**

*DEPARTEMENT VAN DIE DIREKTEUR: INGENIEURSDIENSTE
DEPARTMENT OF THE DIRECTOR: ENGINEERING SERVICES
ISEBE LOMPHATHI OWONGAMELEYO: KWICANDELO LEZENJINELI*

Rig asseblief alle korrespondensie aan die Munisipale Bestuurder/Kindly address all correspondence to the Municipal Manager/Yonke imbalelwano mayithunyeliwe kuMlawli kaMaspela

Verwysing 13/1/2/2: Water Purchase : Quaggasfontein
Private Bag 582
Reference
Isalathiso

Privaatsak /

Faks / Fax 023-415 2811
Tel 023-4148101

Navrae C.B. Wright
Enquiries
Imibuzo

E-pos / E-mail : pa.eng@beaufortwestmun.co.za
Birdstraat 61/63 Bird Street
BEAUFORT- WES
BEAUFORT WEST
6970

Datum 12 June 2025

MEMORANDUM TO CHIEF FINANCIAL OFFICER

PURCHASES RAW WATER: MR. P.G OLIVIER: QUAGGASFONTEIN

Find attached invoice no 33 , dated 12 June 2025 from Mr. P.G Olivier for the purchases of raw water for the period and 1-31 October 2024, 1- 30 November 2024, 1-31 December 2024, 1-31 January 2025, 1-28 February 2025, 1-31 March 2025, 1-30 April 2025 and 01-31 May 2025 from the farm Quaggasfontein.

404m ³ kiloliter raw water @ R1.60 (incl VAT)	R 562.09
403m ³ kiloliter raw water @ R1.60 (incl VAT)	R 560.70
512m ³ kiloliter raw water @ R1.60 (incl VAT)	R 712.35
3319m ³ kiloliter raw water @ R1.60 (incl VAT)	R 4617.74
2156m ³ kiloliter raw water @ R1.60 (incl VAT)	R 2999.65
6063m ³ kiloliter raw water @ R1.60 (incl VAT)	R 8435.48
6728m ³ kiloliter raw water @ R1.60 (incl VAT)	R 9360.70
7286m ³ kiloliter raw water @ R1.60 (incl VAT)	<u>R10 137.04</u>
	R 37 385.75
Plus 15% VAT	<u>R 5 607.86</u>
Amount payable to P.G Olivier	R 42 993.61

Please make an electronic transfer in favor of P.G Olivier. The bank details are: P.G Olivier, Standard Bank, Account number: 082 962 057. The payment must be made to post number 4050-0600-0000.

It is hereby certified that the amount of R 42 993.61 has not been paid out before.

For your further attention and settlement.

**C.B WRIGHT
SENIOR MANAGER: TECHNICAL SERVICES**


**L. NGOTOLA
DIRECTOR: INFRASTRUCTURE SERVICES**

TAX INVOICE / BELASTINGFAKTUUR

33

From lg Olivier
Van Quigasfontein

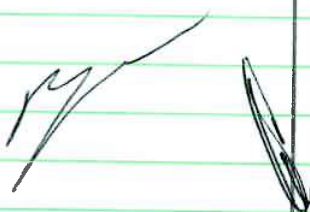
Date
Datum 12/06/2025

V.A.T. Reg. No./B.T.W. Gereg. Nr.

To Beaufort-Wes Munisipaliteit
Van Posbus X 85
Beaufort-Wes
6970

V.A.T. Reg. No.
B.T.W. Gereg. Nr.

4000846388

Quantity Hoev.	Description Beskrywing	Unit Price Eenhedsprys	Amount Bedrag	
404 m ³	Rouwater Okt '24	1.60	562	09
403 m ³	Rouwater Nov '24	1.60	560	70
512 m ³	Rouwater Des '24	1.60	712	35
3319 m ³	Rouwater Jan '25	1.60	4617	74
2156 m ³	Rouwater Feb '25	1.60	2999	65
6063 m ³	Rouwater MM '25	1.60	8435	48
6728 m ³	Rouwater Apr '25	1.60	9360	70
7286 m ³	Rouwater Mei '25	1.60	10137	04
				
Sub Total Subtotaal			37385	75
V.A.T. inclusive % B.T.W. Ingesluit			560	86
TOTAL TOTAAL			42993	61

TERMS
TERME

15
Delete as applicable
Skrap waar nie van toepassing nie

Mr. P.G. Olivier



**MUNISIPALITEIT / MUNICIPALITY / UMASIPALA-WASE
BEAUFORT-WES / BEAUFORT WEST / BHOBHOFOLO**

**DEPARTEMENT VAN DIE DIREKTEUR: INGENIEURSDIENSTE
DEPARTMENT OF THE DIRECTOR: ENGINEERING SERVICES
ISEBE LOMPHATHI OWONGAMELEYO: KWICANDELO LEZENJINELI**

Rig asseblief alle korrespondensie aan die Munisipale Bestuurder/Kindly address all correspondence to the Municipal Manager/Yonke imbalahwano mayithunywele kuMawili kaMasisipala

Verwysing 13/1/2/2: Koop Water: Quaggasfontein
Reference
Isalathiso

Privaatsak / Private Bag 582
Faks / Fax 023-415 2811
Tel 023-4148101

Navrae C.B. Wright
Enquiries
Imibuzo

E-pos / E-mail : louw@beaufortwestmun.co.za
Birdstraat 61/63 Bird Street
BEAUFORT-WES
BEAUFORT WEST
BHOBHOFOLO
6970

Datum 07 Mei 2025
Date

Quaggasfontein
Beaufort-Wes
6970

Aandag Mnr. P.G. Olivier

AANKOPE ROUWATER: MNR. P.G. OLIVIER - QUAGGASFONTEIN

Hier onder is 'n opsomming van die water wat by die verskillende boorgate op u eiendom onttrek was. Die onttrekkings syfers is vir die tydperk vanaf 01 Oktober 2024 tot 31 Oktober 2024.

BOORGAT	BEGIN LESING	EIND LESING	TOTAAL m ³
QA 2	367148	367552	404
Privaat meter	321	321	0
Totale m ³ water onttrek			404m ³

Hiermee word u dus versoek om 'n rekening te lewer aan Beaufort-Wes Munisipaliteit vir die bogenoemde hoeveelheid rou water wat by u aangekoop word volgens die kontrak gesluit met Beaufort-Wes Munisipaliteit. Die tarief soos ooreengekom en vervat in die ooreenkoms is R1.60 per m³ BTW ingesluit.

Vir u verdere aandag.


C.B. WRIGHT
BESTUURDER: TEGNIESE DIENSTE
/hb



**MUNISIPALITEIT / MUNICIPALITY / UMASIPALA-WASE
BEAUFORT-WES / BEAUFORT WEST / BHOBHOFOLO**

*DEPARTEMENT VAN DIE DIREKTEUR: INGENIEURSDIENSTE
DEPARTMENT OF THE DIRECTOR: ENGINEERING SERVICES
ISEBE LOMPHATHI OWONGAMELEYO: KWICANDELO LEZENJINELI*

Rig asseblief alle korrespondensie aan die Munisipale Bestuurder/Kindly address all correspondence to the Municipal Manager/Yonke imbelolwano mayithunyetwe kuMlawii kaMasipala

Verwysing
Reference
Isalathiso

13/1/2/2: Koop Water: Quaggasfontein

Privaatsak / Private Bag 582
Faks / Fax 023-415 2811
Tel 023-4148101

Navrae
Enquiries
Imibuzo

C.B. Wright

E-pos / E-mail : louw@beaufortwestmun.co.za
Birdstraat 61/63 Bird Street
BEAUFORT- WES
BEAUFORT WEST

Datum
Date

07 Mei 2025

BHOBHOFOLO

6970

Quaggasfontein
Beaufort-Wes
6970

Aandag Mnr. P.G. Olivier

AANKOPE ROUWATER: MNR. P.G. OLIVIER - QUAGGASFONTEIN

Hier onder is 'n opsomming van die water wat by die verskillende boorgate op u eiendom onttrek was. Die onttrekkings syfers is vir die tydperk vanaf 01 November 2024 tot 30 November 2024.

BOORGAT	BEGIN LESING	EIND LESING	TOTAAL m ³
QA 2	367552	367955	403
Privaat meter	321	321	0
Totale m ³ water onttrek			403m ³

Hiermee word u dus versoek om 'n rekening te lewer aan Beaufort-Wes Munisipaliteit vir die bogenoemde hoeveelheid rou water wat by u aangekoop word volgens die kontrak gesluit met Beaufort-Wes Munisipaliteit. Die tarief soos ooreengekom en vervat in die ooreenkoms is R1.60 per m³ BTW ingesluit.

Vir u verdere aandag.


C.B. WRIGHT
BESTUURDER: TEGNIESE DIENSTE
/hb



**MUNISIPALITEIT / MUNICIPALITY / UMASIPALA-WASE
BEAUFORT-WES / BEAUFORT WEST / BHOBHOFOLO**

**DEPARTEMENT VAN DIE DIREKTEUR: INGENIEURSDIENSTE
DEPARTMENT OF THE DIRECTOR: ENGINEERING SERVICES
ISEBE LOMPHATHI OWONGAMELEYO: KWICANDELO LEZENJINELI**

Rig asseblief alle korrespondensie aan die Munisipale Bestuurder/Kindly address all correspondence to the Municipal Manager/Yonke imbelelwano mayithunyelwe kuMlawuli kaMasipala

Verwysing 13/1/2/2: Koop Water: Quaggasfontein
Reference
Isalathiso

Privaatsak / Private Bag 582
Faks / Fax 023-415 2811
Tel 023-4148101

Navrae C.B. Wright
Enquiries
Imibuzo

E-pos / E-mail : louw@beaufortwestmun.co.za
Birdstraat 61/63 Bird Street
BEAUFORT- WES
BEAUFORT WEST

Datum 07 Mei 2025
Date

BHOBHOFOLO
6970

Quaggasfontein
Beaufort-Wes
6970

Aandag Mnr. P.G. Olivier

AANKOPE ROUWATER: MNR. P.G. OLIVIER - QUAGGASFONTEIN

Hier onder is 'n opsomming van die water wat by die verskillende boorgate op u eiendom onttrek was. Die onttrekkings syfers is vir die tydperk vanaf 01 Desember 2024 tot 31 Desember 2024.

BOORGAT	BEGIN LESING	EIND LESING	TOTAAL m ³
QA 2	367955	370228	2273
Privaat meter	321	2082	1761
Totale m ³ water onttrek			512m ³

Hiermee word u dus versoek om 'n rekening te lewer aan Beaufort-Wes Munisipaliteit vir die bogenoemde hoeveelheid rou water wat by u aangekoop word volgens die kontrak gesluit met Beaufort-Wes Munisipaliteit. Die tarief soos ooreengekom en vervat in die ooreenkoms is R1.60 per m³ BTW ingesluit.

Vir u verdere aandag.


C.B. WRIGHT
BESTUURDER: TEGNIESE DIENSTE
/hb



**MUNISIPALITEIT / MUNICIPALITY / UMASIPALA-WASE
BEAUFORT-WES / BEAUFORT WEST / BHOBHOFOLO**

*DEPARTEMENT VAN DIE DIREKTEUR: INGENIEURSDIENSTE
DEPARTMENT OF THE DIRECTOR: ENGINEERING SERVICES
ISEBE LOMPHATHI OWONGAMELEYO: KWICANDELO LEZENJINELI*

Rig asseblief alle korrespondensie aan die Munisipale Bestuurder/Kindly address all correspondence to the Municipal Manager/Yonke imbelelwano mayithunyelwe kuMlawli kaMasipala

Verwysing 13/1/2/2: Koop Water: Quaggasfontein
Reference
Isalathiso

Privaatsak / Private Bag 582
Faks / Fax 023-415 2811
Tel 023-4148101

Navrae C.B. Wright
Enquiries
Imibuzo

E-pos / E-mail : louw@beaufortwestmun.co.za
Birdstraat 61/63 Bird Street
BEAUFORT- WES
BEAUFORT WEST

Datum 07 Mei 2025
Date

BHOBHOFOLO
6970

Quaggasfontein
Beaufort-Wes
6970

Aandag Mnr. P.G. Olivier

AANKOPE ROUWATER: MNR. P.G. OLIVIER - QUAGGASFONTEIN

Hier onder is 'n opsomming van die water wat by die verskillende boorgate op u eiendom onttrek was. Die onttrekkings syfers is vir die tydperk vanaf 01 Januarie 2025 tot 31 Januarie 2025.

BOORGAT	BEGIN LESING	EIND LESING	TOTAAL m ³
QA 2	370228	373573	3345
Privaat meter	2082	2108	26
Totale m ³ water onttrek			3319m ³

Hiermee word u dus versoek om 'n rekening te lewer aan Beaufort-Wes Munisipaliteit vir die bogenoemde hoeveelheid rou water wat by u aangekoop word volgens die kontrak gesluit met Beaufort-Wes Munisipaliteit. Die tarief soos ooreengekom en vervat in die ooreenkoms is R1.60 per m³ BTW ingesluit.

Vir u verdere aandag.


C.B WRIGHT
BESTUURDER: TEGNIESE DIENSTE
/hb



**MUNISIPALITEIT / MUNICIPALITY / UMASIPALA-WASE
BEAUFORT-WES / BEAUFORT WEST / BHOBHOFOLO**

*DEPARTEMENT VAN DIE DIREKTEUR: INGENIEURSDIENSTE
DEPARTMENT OF THE DIRECTOR: ENGINEERING SERVICES
ISEBE LOMPHATHI OWONGAMELEYO: KWICANDELO LEZENJINELI*

Rig asseblief alle korrespondensie aan die Munisipale Bestuurder/Kindly address all correspondence to the Municipal Manager/Yonke imbalalwano mayithunyelwa kuMlawuli kaMsipala

Verwysing
Reference
Isalathiso

13/1/2/2: Koop Water: Quaggasfontein

Privaatsak / Private Bag 582
Faks / Fax 023-415 2811
Tel 023-4148101

Navrae
Enquiries
Imibuzo

C.B. Wright

E-pos / E-mail : louw@beaufortwestmun.co.za
Birdstraat 61/63 Bird Street
BEAUFORT- WES
BEAUFORT WEST

Datum
Date

07 Mei 2025

BHOBHOFOLO

6970

Quaggasfontein
Beaufort-Wes
6970

Aandag Mnr. P.G. Olivier

AANKOPE ROUWATER: MNR. P.G. OLIVIER - QUAGGASFONTEIN

Hier onder is 'n opsomming van die water wat by die verskillende boorgate op u eiendom onttrek was. Die onttrekkings syfers is vir die tydperk vanaf 01 Februarie 2025 tot 28 Februarie 2025.

BOORGAT	BEGIN LESING	EIND LESING	TOTAAL m ³
QA 2	373573	375729	2156
Privaat meter	2108	2108	0
Totale m ³ water onttrek			2156m ³

Hiermee word u dus versoek om 'n rekening te lewer aan Beaufort-Wes Munisipaliteit vir die bogenoemde hoeveelheid rou water wat by u aangekoop word volgens die kontrak gesluit met Beaufort-Wes Munisipaliteit. Die tarief soos ooreengekom en vervat in die ooreenkoms is R1.60 per m³ BTW ingesluit.

Vir u verdere aandag.


C.B. WRIGHT
BESTUURDER: TEGNIESE DIENSTE
/hb



**MUNISIPALITEIT / MUNICIPALITY / UMASIPALA-WASE
BEAUFORT-WES / BEAUFORT WEST / BHOBHOFOLO**

*DEPARTEMENT VAN DIE DIREKTEUR: INGENIEURSDIENSTE
DEPARTMENT OF THE DIRECTOR: ENGINEERING SERVICES
ISEBE LOMPHATHI OWONGAMELEYO: KWICANDELO LEZENJINELI*

Rig asseblief alle korrespondensie aan die Munisipale Bestuurder/Kindly address all correspondence to the Municipal Manager/Yonke Imbeletwano mayithunyelwe kuMlawli kaMasipala

Verwysing 13/1/2/2: Koop Water: Quaggasfontein
Reference
Isalathiso

Privaatsak / Private Bag 582
Faks / Fax 023-415 2811
Tel 023-4148101

Navrae C.B. Wright
Enquiries
Imibuzo

E-pos / E-mail : louw@beaufortwestmun.co.za
Birdstraat 61/63 Bird Street
BEAUFORT- WES
BEAUFORT WEST

Datum 07 Mei 2025
Date

BHOBHOFOLO

6970

Quaggasfontein
Beaufort-Wes
6970

Aandag Mnr. P.G. Olivier

AANKOPE ROUWATER: MNR. P.G. OLIVIER - QUAGGASFONTEIN

Hier onder is 'n opsomming van die water wat by die verskillende boorgate op u eiendom onttrek was. Die onttrekkings syfers is vir die tydperk vanaf 01 Maart 2025 tot 31 Maart 2025.

BOORGAT	BEGIN LESING	EIND LESING	TOTAAL m ³
QA 2	375729	381792	6063
Privaat meter	0	0	0
Totale m ³ water onttrek			6063m ³

Hiermee word u dus versoek om 'n rekening te lewer aan Beaufort-Wes Munisipaliteit vir die bogenoemde hoeveelheid rou water wat by u aangekoop word volgens die kontrak gesluit met Beaufort-Wes Munisipaliteit. Die tarief soos ooreengekom en vervat in die ooreenkoms is R1.60 per m³ BTW ingesluit.

Vir u verdere aandag.


C.B WRIGHT
BESTUURDER: TEGNIESE DIENSTE
/hb



**MUNISIPALITEIT / MUNICIPALITY / UMASIPALA-WASE
BEAUFORT-WES / BEAUFORT WEST / BHOBHOFOLO**

*DEPARTEMENT VAN DIE DIREKTEUR: INGENIEURSDIENSTE
DEPARTMENT OF THE DIRECTOR: ENGINEERING SERVICES
ISEBE LOMPHATHI OWONGAMELEYO: KWICANDELO LEZENJINELI*

Rig asseblief alle korrespondensie aan die Munisipale Bestuurder/Kindly address all correspondence to the Municipal Manager/Yonke imbalelwano mayithunyelwe kuMlawili kaMespela

Verwysing 13/1/2/2: Koop Water: Quaggasfontein
Reference
Isalathiso

Privaatsak / Private Bag 582
Faks / Fax 023-415 2811
Tel 023-4148101

Navrae C.B. Wright
Enquiries
Imibuzo

E-pos / E-mail : louw@beaufortwestmun.co.za
Birdstraat 61/63 Bird Street
BEAUFORT- WES
BEAUFORT WEST

Datum 07 Mei 2025
Date

BHOBHOFOLO
6970

Quaggasfontein
Beaufort-Wes
6970

Aandag Mnr. P.G. Olivier

AANKOPE ROUWATER: MNR. P.G. OLIVIER - QUAGGASFONTEIN

Hier onder is 'n opsomming van die water wat by die verskillende boorgate op u eiendom onttrek was. Die onttrekkings syfers is vir die tydperk vanaf 01 April 2025 tot 30 April 2025.

BOORGAT	BEGIN LESING	EIND LESING	TOTAAL m ³
QA 2	381792	388581	6789
Privaat meter	0	61	61
Totale m ³ water onttrek			6728m ³

Hiermee word u dus versoek om 'n rekening te lewer aan Beaufort-Wes Munisipaliteit vir die bogenoemde hoeveelheid rou water wat by u aangekoop word volgens die kontrak gesluit met Beaufort-Wes Munisipaliteit. Die tarief soos ooreengekom en vervat in die ooreenkoms is R1.60 per m³ BTW ingesluit.

Vir u verdere aandag.


C.B. WRIGHT
BESTUURDER: TEGNIESE DIENSTE
/hb



**MUNISIPALITEIT / MUNICIPALITY / UMASIPALA-WASE
BEAUFORT-WES / BEAUFORT WEST / BHOBHOFOLO**

**DEPARTEMENT VAN DIE DIREKTEUR: INGENIEURSDIENSTE
DEPARTMENT OF THE DIRECTOR: ENGINEERING SERVICES
ISEBE LOMPHATHI OWONGAMELEYO: KWICANDELO LEZENJINELI**

Rig asseblief alle korrespondensie aan die Munisipale Bestuurder/Kindly address all correspondence to the Municipal Manager/Yonke imbelelwano mayithunyelwe kuMawli kaMasipala

Verwysing
Reference
Isalathiso

13/1/2/2: Koop Water: Quaggasfontein

Privaatsak / Private Bag 582
Faks / Fax 023-415 2811
Tel 023-4148101

Navrae
Enquiries
Imibuzo

C.B. Wright

E-pos / E-mail : louw@beaufortwestmun.co.za
Birdstraat 61/63 Bird Street
BEAUFORT-WES
BEAUFORT WEST

Datum
Date

11 Junie 2025

BHOBHOFOLO

6970

Quaggasfontein
Beaufort-Wes
6970

Aandag Mnr. P.G. Olivier

AANKOPE ROUWATER: MNR. P.G. OLIVIER - QUAGGASFONTEIN

Hier onder is 'n opsomming van die water wat by die verskillende boorgate op u eiendom onttrek was. Die onttrekkings syfers is vir die tydperk vanaf 01 Mei 2025 tot 31 Mei 2025.

BOORGAT	BEGIN LESING	EIND LESING	TOTAAL m ³
QA 2	388581	396316	7735
Privaat meter	61	510	449
Totale m ³ water onttrek			7286m ³

Hiermee word u dus versoek om 'n rekening te lewer aan Beaufort-Wes Munisipaliteit vir die bogenoemde hoeveelheid rou water wat by u aangekoop word volgens die kontrak gesluit met Beaufort-Wes Munisipaliteit. Die tarief soos ooreengekom en vervat in die ooreenkoms is R1.60 per m³ BTW ingesluit.

Vir u verdere aandag.


C.B. WRIGHT
BESTUURDER: TEGNIESE DIENSTE
/hb



**MUNISIPALITEIT / MUNICIPALITY / UMASIPALA-WASE
BEAUFORT-WES / BEAUFORT WEST / BHOBHOFOLO**

*DEPARTEMENT VAN DIE DIREKTEUR: INGENIEURSDIENSTE
DEPARTMENT OF THE DIRECTOR: ENGINEERING SERVICES
ISEBE LOMPHATHI OWONGAMELEYO: KWICANDELO LEZENJINELI*

Rig asseblief alle korrespondensie aan die Munisipale Bestuurder/Kindly address all correspondence to the Municipal Manager/Yonke imbalelwano mayithunyelwe kuMlawuli kaMaspala

Verwysing
Reference
Isalathiso

13/1/2/2: Koop Water: Quaggasfontein

Privaatsak / Private Bag 582
Faks / Fax 023-415 2811
Tel 023-4148101

Navrae
Enquiries
Imibuzo

C.B. Wright

E-pos / E-mail : louw@beaufortwestmun.co.za
Birdstraat 61/63 Bird Street
BEAUFORT-WES
BEAUFORT WEST

Datum
Date

07 Mei 2025

BHOBHOFOLO
6970

Quaggasfontein
Beaufort-Wes
6970

Aandag Mnr. P.G. Olivier

AANKOPE ROUWATER: MNR. P.G. OLIVIER - QUAGGASFONTEIN

Hier onder is 'n opsomming van die water wat by die verskillende boorgate op u eiendom onttrek was. Die onttrekkings syfers is vir die tydperk vanaf 01 Oktober 2024 tot 31 Oktober 2024.

BOORGAT	BEGIN LESING	EIND LESING	TOTAAL m ³
QA 2	367148	367552	404
Privaat meter	321	321	0
Totale m ³ water onttrek			404m ³

Hiermee word u dus versoek om 'n rekening te lewer aan Beaufort-Wes Munisipaliteit vir die bogenoemde hoeveelheid rou water wat by u aangekoop word volgens die kontrak gesluit met Beaufort-Wes Munisipaliteit. Die tarief soos ooreengekom en vervat in die ooreenkoms is R1.60 per m³ BTW ingesluit.

Vir u verdere aandag.


C.B. WRIGHT
BESTUURDER: TEGNIESE DIENSTE
/hb



**MUNISIPALITEIT / MUNICIPALITY / UMASIPALA-WASE
BEAUFORT-WES / BEAUFORT WEST / BHOBHOFOLO**

**DEPARTEMENT VAN DIE DIREKTEUR: INGENIEURSDIENSTE
DEPARTMENT OF THE DIRECTOR: ENGINEERING SERVICES
ISEBE LOMPHATHI OWONGAMELEYO: KWICANDELO LEZENJINELI**

Rig asseblief alle korespondensie aan die Munisipale Bestuurder/Kindly address all correspondence to the Municipal Manager/Yonke imbalelwano mayithunyelwe kuMlawli kaMasipala

Verwysing 13/1/2/2: Koop Water: Quaggasfontein
Reference
Isalathiso

Privaatsak / Private Bag 582
Faks / Fax 023-415 2811
Tel 023-4148101

Navrae C.B. Wright
Enquiries
Imibuzo

E-pos / E-mail : louw@beaufortwestmun.co.za
Birdstraat 61/63 Bird Street
BEAUFORT - WES
BEAUFORT WEST

Datum 07 Mei 2025
Date

BHOBHOFOLO
6970

Quaggasfontein
Beaufort-Wes
6970

Aandag Mnr. P.G. Olivier

AANKOPE ROUWATER: MNR. P.G. OLIVIER - QUAGGASFONTEIN

Hier onder is 'n opsomming van die water wat by die verskillende boorgate op u eiendom onttrek was. Die onttrekkings syfers is vir die tydperk vanaf 01 November 2024 tot 30 November 2024.

BOORGAT	BEGIN LESING	EIND LESING	TOTAAL m ³
QA 2	367552	367955	403
Privaat meter	321	321	0
Totale m ³ water onttrek			403m ³

Hiermee word u dus versoek om 'n rekening te lewer aan Beaufort-Wes Munisipaliteit vir die bogenoemde hoeveelheid rou water wat by u aangekoop word volgens die kontrak gesluit met Beaufort-Wes Munisipaliteit. Die tarief soos ooreengekom en vervat in die ooreenkoms is R1.60 per m³ BTW ingesluit.

Vir u verdere aandag.


C.B WRIGHT
BESTUURDER: TEGNIESE DIENSTE
/hb



**MUNISIPALITEIT / MUNICIPALITY / UMASIPALA-WASE
BEAUFORT-WES / BEAUFORT WEST / BHOBHOFOLO**

*DEPARTEMENT VAN DIE DIREKTEUR: INGENIEURSDIENSTE
DEPARTMENT OF THE DIRECTOR: ENGINEERING SERVICES
ISEBE LOMPHATHI OWONGAMELEYO: KWICANDELO LEZENJINELI*

Rig asseblief alle korrespondensie aan die Munisipale Bestuurder/Kindly address all correspondence to the Municipal Manager/Yonke imbelelwano mayithunywele kuMawili kaMasipala

Verwysing 13/1/2/2: Koop Water: Quaggasfontein
Reference
Isalathiso

Privaatsak / Private Bag 582
Faks / Fax 023-415 2811
Tel 023-4148101

Navrae C.B. Wright
Enquiries
Imibuzo

E-pos / E-mail : louw@beaufortwestmun.co.za
Birdstraat 61/63 Bird Street
BEAUFORT- WES
BEAUFORT WEST

Datum 07 Mei 2025
Date

BHOBHOFOLO

6970

Quaggasfontein
Beaufort-Wes
6970

Aandag Mnr. P.G. Olivier

AANKOPE ROUWATER: MNR. P.G. OLIVIER - QUAGGASFONTEIN

Hier onder is 'n opsomming van die water wat by die verskillende boorgate op u eiendom onttrek was. Die onttrekkings syfers is vir die tydperk vanaf 01 Desember 2024 tot 31 Desember 2024.

BOORGAT	BEGIN LESING	EIND LESING	TOTAAL m ³
QA 2	367955	370228	2273
Privaat meter	321	2082	1761
Totale m ³ water onttrek			512m ³

Hiermee word u dus versoek om 'n rekening te lewer aan Beaufort-Wes Munisipaliteit vir die bogenoemde hoeveelheid rou water wat by u aangekoop word volgens die kontrak gesluit met Beaufort-Wes Munisipaliteit. Die tarief soos ooreengekom en vervat in die ooreenkoms is R1.60 per m³ BTW ingesluit.

Vir u verdere aandag.


C.B. WRIGHT
BESTUURDER: TEGNIESE DIENSTE
/hb



**MUNISIPALITEIT / MUNICIPALITY / UMASIPALA-WASE
BEAUFORT-WES / BEAUFORT WEST / BHOBHOFOLO**

**DEPARTEMENT VAN DIE DIREKTEUR: INGENIEURSDIENSTE
DEPARTMENT OF THE DIRECTOR: ENGINEERING SERVICES
ISEBE LOMPHATHI OWONGAMELEYO: KWICANDELO LEZENJINELI**

Rig asseblief alle korrespondensie aan die Munisipale Bestuurder/Kindly address all correspondence to the Municipal Manager/Yonke imbelelwano mayithunyelwe kuMlawuli kaMasipala

Verwysing 13/1/2/2: Koop Water: Quaggasfontein
Reference
Isalathiso

Privaatsak / Private Bag 582
Faks / Fax 023-415 2811
Tel 023-4148101

Navrae C.B. Wright
Enquiries
Imibuzo

E-pos / E-mail : louw@beaufortwestmun.co.za
Birdstraat 61/63 Bird Street
BEAUFORT-WES
BEAUFORT WEST

Datum 07 Mei 2025
Date

BHOBHOFOLO
6970

Quaggasfontein
Beaufort-Wes
6970

Aandag Mnr. P.G. Olivier

AANKOPE ROUWATER: MNR. P.G. OLIVIER - QUAGGASFONTEIN

Hier onder is 'n opsomming van die water wat by die verskillende boorgate op u eiendom onttrek was. Die onttrekkings syfers is vir die tydperk vanaf 01 Januarie 2025 tot 31 Januarie 2025.

BOORGAT	BEGIN LESING	EIND LESING	TOTAAL m ³
QA 2	370228	373573	3345
Privaat meter	2082	2108	26
Totale m ³ water onttrek			3319m ³

Hiermee word u dus versoek om 'n rekening te lewer aan Beaufort-Wes Munisipaliteit vir die bogenoemde hoeveelheid rou water wat by u aangekoop word volgens die kontrak gesluit met Beaufort-Wes Munisipaliteit. Die tarief soos ooreengekom en vervat in die ooreenkoms is R1.60 per m³ BTW ingesluit.

Vir u verdere aandag.


C.B WRIGHT
BESTUURDER: TEGNIESE DIENSTE
/hb



**MUNISIPALITEIT / MUNICIPALITY / UMASIPALA-WASE
BEAUFORT-WES / BEAUFORT WEST / BHOBHOFOLO**

*DEPARTEMENT VAN DIE DIREKTEUR: INGENIEURSDIENSTE
DEPARTMENT OF THE DIRECTOR: ENGINEERING SERVICES
ISEBE LOMPHATHI OWONGAMELEYO: KWICANDELO LEZENJINELI*

Rig asseblief alle korrespondensie aan die Munisipale Bestuurder/Kindly address all correspondence to the Municipal Manager/Yonke imbelelwano mayithunyeliwe kuMlawli kaMasipala

Verwysing 13/1/2/2: Koop Water: Quaggasfontein
Reference
Isalathiso

Privaatsak / Private Bag 582
Faks / Fax 023-415 2811
Tel 023-4148101

Navrae C.B. Wright
Enquiries
Imibuzo

E-pos / E-mail : louw@beaufortwestmun.co.za
Birdstraat 61/63 Bird Street
BEAUFORT-WES
BEAUFORT WEST

Datum 07 Mei 2025
Date

BHOBHOFOLO

6970

Quaggasfontein
Beaufort-Wes
6970

Aandag Mnr. P.G. Olivier

AANKOPE ROUWATER: MNR. P.G. OLIVIER - QUAGGASFONTEIN

Hier onder is 'n opsomming van die water wat by die verskillende boorgate op u eiendom onttrek was. Die onttrekkings syfers is vir die tydperk vanaf 01 Februarie 2025 tot 28 Februarie 2025.

BOORGAT	BEGIN LESING	EIND LESING	TOTAAL m ³
QA 2	373573	375729	2156
Privaat meter	2108	2108	0
Totale m ³ water onttrek			2156m ³

Hiermee word u dus versoek om 'n rekening te lewer aan Beaufort-Wes Munisipaliteit vir die bogenoemde hoeveelheid rou water wat by u aangekoop word volgens die kontrak gesluit met Beaufort-Wes Munisipaliteit. Die tarief soos ooreengekom en vervat in die ooreenkoms is R1.60 per m³ BTW ingesluit.

Vir u verdere aandag.


C.B. WRIGHT
BESTUURDER: TEGNIESE DIENSTE
/hb



**MUNISIPALITEIT / MUNICIPALITY / UMASIPALA-WASE
BEAUFORT-WES / BEAUFORT WEST / BHOBHOFOLO**

**DEPARTEMENT VAN DIE DIREKTEUR: INGENIEURSDIENSTE
DEPARTMENT OF THE DIRECTOR: ENGINEERING SERVICES
ISEBE LOMPHATHI OWONGAMELEYO: KWICANDELO LEZENJINELI**

Rig asseblief alle korrespondensie aan die Munisipale Bestuurder/Kindly address all correspondence to the Municipal Manager/Yonke imbelelwano mayithunyelwe kuMiewili kaMasipala

Verwysing 13/1/2/2: Koop Water: Quaggasfontein
Reference
Isalathiso

Privaatsak / Private Bag 582
Faks / Fax 023-415 2811
Tel 023-4148101

Navrae C.B. Wright
Enquiries
Imibuzo

E-pos / E-mail : louw@beaufortwestmun.co.za
Birdstraat 61/63 Bird Street
BEAUFORT-WES
BEAUFORT WEST

Datum 07 Mei 2025
Date

BHOBHOFOLO

6970

Quaggasfontein
Beaufort-Wes
6970

Aandag Mnr. P.G. Olivier

AANKOPE ROUWATER: MNR. P.G. OLIVIER - QUAGGASFONTEIN

Hier onder is 'n opsomming van die water wat by die verskillende boorgate op u eiendom onttrek was. Die onttrekkings syfers is vir die tydperk vanaf 01 Maart 2025 tot 31 Maart 2025.

BOORGAT	BEGIN LESING	EIND LESING	TOTAAL m ³
QA 2	375729	381792	6063
Privaat meter	0	0	0
Totale m ³ water onttrek			6063m ³

Hiermee word u dus versoek om 'n rekening te lewer aan Beaufort-Wes Munisipaliteit vir die bogenoemde hoeveelheid rou water wat by u aangekoop word volgens die kontrak gesluit met Beaufort-Wes Munisipaliteit. Die tarief soos ooreengekom en vervat in die ooreenkoms is R1.60 per m³ BTW ingesluit.

Vir u verdere aandag.



C.B. WRIGHT
BESTUURDER: TEGNIESE DIENSTE
/hb



**MUNISIPALITEIT / MUNICIPALITY / UMASIPALA-WASE
BEAUFORT-WES / BEAUFORT WEST / BHOBHOFOLO**

*DEPARTEMENT VAN DIE DIREKTEUR: INGENIEURSDIENSTE
DEPARTMENT OF THE DIRECTOR: ENGINEERING SERVICES
ISEBE LOMPHATHI OWONGAMELEYO: KWICANDELO LEZENJINELI*

Rig asseblief alle korrespondensie aan die Munisipale Bestuurder/Kindly address all correspondence to the Municipal Manager/Yonke imbelelwano mayithunyelwe kuMlawuli kaMasipala

Verwysing 13/1/2/2: Koop Water: Quaggasfontein
Reference
Isalathiso

Privaatsak / Private Bag 582
Faks / Fax 023-415 2811
Tel 023-4148101

Navrae C.B. Wright
Enquiries
Imibuzo

E-pos / E-mail : louw@beaufortwestmun.co.za
Birdstraat 61/63 Bird Street
BEAUFORT- WES
BEAUFORT WEST

Datum 07 Mei 2025
Date

BHOBHOFOLO

6970

Quaggasfontein
Beaufort-Wes
6970

Aandag Mnr. P.G. Olivier

AANKOPE ROUWATER: MNR. P.G. OLIVIER - QUAGGASFONTEIN

Hier onder is 'n opsomming van die water wat by die verskillende boorgate op u eiendom onttrek was. Die onttrekkings syfers is vir die tydperk vanaf 01 April 2025 tot 30 April 2025.

BOORGAT	BEGIN LESING	EIND LESING	TOTAAL m ³
QA 2	381792	388581	6789
Privaat meter	0	61	61
Totale m ³ water onttrek			6728m ³

Hiermee word u dus versoek om 'n rekening te lewer aan Beaufort-Wes Munisipaliteit vir die bogenoemde hoeveelheid rou water wat by u aangekoop word volgens die kontrak gesluit met Beaufort-Wes Munisipaliteit. Die tarief soos ooreengekom en vervat in die ooreenkoms is R1.60 per m³ BTW ingesluit.

Vir u verdere aandag.


C.B WRIGHT
BESTUURDER: TEGNIESE DIENSTE
/hb



**MUNISIPALITEIT / MUNICIPALITY / UMASIPALA-WASE
BEAUFORT-WES / BEAUFORT WEST / BHOBHOFOLO**

*DEPARTEMENT VAN DIE DIREKTEUR: INGENIEURSDIENSTE
DEPARTMENT OF THE DIRECTOR: ENGINEERING SERVICES
ISEBE LOMPHATHI OWONGAMELEYO: KWICANDELO LEZENJINELI*

Rig asseblief alle korrespondensie aan die Munisipale Bestuurder/Kindly address all correspondence to the Municipal Manager/Yonke imbelelwano mayithunyelwa kuMlawli kaMsipala

Verwysing 13/1/2/2: Koop Water: Quaggasfontein
Reference
Isalathiso

Privaatsak / Private Bag 582
Faks / Fax 023-415 2811
Tel 023-4148101

Navrae C.B. Wright
Enquiries
Imibuzo

E-pos / E-mail : louw@beaufortwestmun.co.za
Birdstraat 61/63 Bird Street
BEAUFORT- WES
BEAUFORT WEST

Datum 11 Junie 2025
Date

BHOBHOFOLO
6970

Quaggasfontein
Beaufort-Wes
6970

Aandag Mnr. P.G. Olivier

AANKOPE ROUWATER: MNR. P.G. OLIVIER - QUAGGASFONTEIN

Hier onder is 'n opsomming van die water wat by die verskillende boorgate op u eiendom onttrek was. Die onttrekkings syfers is vir die tydperk vanaf 01 Mei 2025 tot 31 Mei 2025.

BOORGAT	BEGIN LESING	EIND LESING	TOTAAL m ³
QA 2	388581	396316	7735
Privaat meter	61	510	449
Totale m ³ water onttrek			7286m ³

Hiermee word u dus versoek om 'n rekening te lewer aan Beaufort-Wes Munisipaliteit vir die bogenoemde hoeveelheid rou water wat by u aangekoop word volgens die kontrak gesluit met Beaufort-Wes Munisipaliteit. Die tarief soos ooreengekom en vervat in die ooreenkoms is R1.60 per m³ BTW ingesluit.

Vir u verdere aandag.


C.B. WRIGHT
BESTUURDER: TEGNIESE DIENSTE
/hb

Date: 30/06/2025 Time: 9:39:13 AM

Profile name:	BEAUFORT WEST MUNICIPALITY
Batch reference number:	2129470618
Reference number:	000000005296157616
Payment date:	27/06/2025
From account name:	*BEAUFORT WEST MUNICIPALITY
From account description:	*BEAUFORT WEST MUNICIPALITY
From account statement description:	15/22421*PG OLIVIER
Beneficiary account / cell phone number:	082962057
Beneficiary/ Recipient name:	PG OLIVIER
Beneficiary statement description:	Beaufort West Municipality
Branch code:	051001
Amount:	42,993.61

Additional comments by payer:

View your account to **confirm that you have received this payment.**

- All payments are subject to clearing rules.

Please refer to landing page for cut off times and telephone numbers.

Profile name:BEAUFORT WEST MUNICIPALITY
Profile number:4000294773User name:BERTHYL RUTH SIYAYA
User ID:9Small Business Services: 0860 116 400
Business Banking: 0860 111 055



MUNISIPALITEIT / MUNICIPALITY
BEAUFORT-WES/BEAUFORT WEST/BHOBHOFOLO

Kantoor van die Munisipale Bestuurder / Office of the Municipal Manager

MAGTIGING VIR BETALING

Hiermee verleen ek **A.C MAKANDLANA, WAARNEMENDE MUNISIPALE BESTUURDER**, goedkeuring vir die betaling van

aan

.....

A.C MAKENDLANA
WAARNEMENDE MUNISIPALE BESTUURDER

GOEDKEUR	
NIE GOEDGEKEUR	
GOEDKEUR	
NIE GOEDGEKEUR	

AUTHORISATION FOR PAYMENT

I **A.C MAKANDLANA, ACTING MUNICIPAL MANAGER**, grant approval

TO: NEWATER(WATER & WASTE WATER ENGINEERING)

PAYMENT FOR: PURCHASE OF WATER: RECYCLING PLANT : R 696,520.80

VERIFIED	
NOT VERIFIED	



A.C MAKANDLANA
ACTING MUNICIPAL MANAGER

APPROVED	X
NOT APPROVED	



**MUNISIPALITEIT / MUNICIPALITY / UMASIPALA-WASE
BEAUFORT-WES / BEAUFORT WEST / BHOBHOFOLO**

**DEPARTEMENT VAN DIE DIREKTEUR: INGENIEURSDIENSTE
DEPARTMENT OF THE DIRECTOR: ENGINEERING SERVICES
ISEBE LOMPHATHI OWONGAMELEYO: KWICANDELO LEZENJINELI**

Rig asseblief alle korrespondensie aan die Munisipale Bestuurder/Kindly address all correspondence to the Municipal Manager/Yonke imbalelwano mayithunyelwe kuMlawli kaMasipala

Verwysing
Reference
Isalathiso

13/1/2/7/3

Privaatsak / Private Bag 582
Faks / Fax 023-4152811
Tel 023-4148101

Navrae
Enquiries
Imibuzo

C.B. Wright

E-pos / E-mail : pa.eng@beaufortwestmun.co.za
Birdstraat 61/63 Bird Street
BEAUFORT-WES
BEAUFORT WEST
6970

Datum
Date

30 June 2025

MEMORANDUM: CHIEF FINANCIAL OFFICER

**WATER & WASTE WATER ENGINEERING: ACCOUNT FOR PURCHASE OF
WATER: RECYCLING PLANT: R696,520.80**

Please find attached invoice 443 from NEWater (Water and Waste Water Engineering) for the purchase of purified water from the recycling plant.

For the period 01 to 30 June 2025, a total amount of 33,518.00 kl of water was delivered from the Recycling Plant, at a cost of R18.07 /kl excluding VAT. Costs amount to:
R 696,520.80.

Please pay out NEWater (Water & Waste Water Engineering) against post number
4050-0600-0000: Raw water purchases.

For your further attention.


**C.B. WRIGHT
SENIOR MANAGER: TECHNICAL SERVICES**


**L. NQOTOLA
DIRECTOR: INFRASTRUCTURE SERVICES**

Tax Invoice

To:		From:	
Beaufort West Municipality Private Bag X582 Beaufort West 6970 Attention: Mr C Wright VAT nr: 400 084 6388		NEWater (Pty) Ltd P. O. Box 12845 Die Boord 7613 Attention: Mr P Marais VAT nr: 471 021 7383	
Tel: (023) 414 8020		Tel: (021) 880 1829	
Fax: (023) 415 1373		Cell: (082) 870 1988	

Invoice Number:	Date:	Terms:	Your Reference:	Page:
443	30-Jun-25	30 days		1

Description: Beaufort West Water Reclamation Plant

Total

1. Final Water Invoiced

Final Water invoiced during June 2025

33,518.00 kl

Invoiceable Water

33,518.00 kl

Rate per kl

R18.07

Sub total

R605,670.26

VAT 15%

R90,850.54

Sub total (Including VAT)

R696,520.80

Bank Details:

 ABSA Stellenbosch
 Branch Code: 33 44 10
 Cheque Account nr: 405 993 1038

Total Due This Invoice

R696,520.80




30-Jun-25


 Pierre Marais Pr Eng

Date

Opsomming Junie 2025

DATUM	Inlaatwerke Vloeiometer	Overflow Chamber Vloeiometer	RO Water Vloeiometer (kl/dag)	Som van RO Water gelewer (kl)	Final Water Vloeiometer (kl/dag)	Reservoir Vloeiometer (kl/dag)	Notas
01-Jun-25	3745	2,084	1,305	1,305	-	1197	
02-Jun-25	3629	2,567	1,307	2,612	-	1,194	
03-Jun-25	3656	2,683	1,298	3,910	-	1,196	
04-Jun-25	3608	2,565	1,304	5,214	-	1,201	
05-Jun-25	3756	2,126	1,310	6,524	-	1,200	
06-Jun-25	0	2,317	1,305	7,829	-	1,130	Inlaatwerke het Nuwe Flow Meter
07-Jun-25	3406	2,773	1,301	9,130	-	1,168	Pyp lekkasie by Reservoir
08-Jun-25	4239	1,989	1,297	10,427	-	1,162	Pyp lekkasie by Reservoir
09-Jun-25	3264	2,768	1,312	11,739	-	1,169	Pyp lekkasie by Reservoir
10-Jun-25	2988	2,074	1,310	13,049	-	1,142	Pyp lekkasie by Reservoir
11-Jun-25	3131	1,433	1,103	14,152	-	904	
12-Jun-25	0	2,286	1,302	15,454	-	1,220	Inlaatwerke V/meter Foutief
13-Jun-25	6815	2,844	1,297	16,751	-	1,241	
14-Jun-25	2678	2,366	1,300	18,051	-	1,237	
15-Jun-25	2391	2,236	1,301	19,352	-	1,228	
16-Jun-25	2331	2,316	1,306	20,658	-	1,240	
17-Jun-25	3285	2,568	1,302	21,960	-	1,212	
18-Jun-25	3574	1,653	1,308	23,268	-	1,253	
19-Jun-25	2435	2,665	1,308	24,576	-	1,197	Inlaat werke Vloei meter was af (grip)
20-Jun-25	3197	1,312	1,308	25,884	-	1,235	
21-Jun-25	3088	0	0	25,884	-	0	Maturation river Cleaning
22-Jun-25	3048	2,941	0	25,884	-	0	Maturation river Cleaning
23-Jun-25	2864	3,130	1,401	27,285	-	1,197	Plant started at 12h25
24-Jun-25	2940	2,960	1,308	28,593	-	1,247	
25-Jun-25	3063	3,023	1,311	29,904	-	1,241	
26-Jun-25	3508	3,040	1,302	31,206	-	1,223	
27-Jun-25	3086	2,866	1,295	32,501	-	1,222	
28-Jun-25	2651	2,856	1,301	33,802	-	1,207	
29-Jun-25	3235	2,853	1,303	35,105	-	1,227	
30-Jun-25				35,105	-	1,228	
	89,637	69,294	35,105	35,105	0	A	
						33,518	

Opsomming

Finale Water gelewer by Reservoir in Junie 2025 (A)

33,518

Statement

Date of Statement: 30 June 2025

To:		From:	
Beaufort West Municipality Private Bag X582 Beaufort West 6970 Attention: Mr C Wright		NEWater (Pty) Ltd P.O. Box 12845 Die Boord STELLENBOSCH 7613	
VAT nr: 400 084 6388		VAT nr: 471 021 7383	
Tel: (023) 414 8020		Tel: (021) 880 1829	
Fax: (023) 415 1373		Cell: (082) 870 1988	

Invoice No	Date Submitted	Amount	Paid	Payment Received
431	01-Jul-24	R 642,621.63	R -642,621.63	01-Aug-24
432	01-Aug-24	R 687,610.32	R -687,610.32	30-Aug-24
433	01-Sept-24	R 663,742.43	R -663,742.43	30-Sept-24
434	01-Oct-24	R 656,476.56	R -656,476.56	31-Oct-24
435	01-Nov-24	R 514,821.90	R -514,821.90	29-Nov-24
436	01-Dec-24	R 745,378.99	R -745,378.99	30-Dec-24
437	01-Jan-25	R 840,153.83	R -840,153.83	31-Jan-25
438	01-Feb-25	R 752,420.34	R -752,420.34	28-Feb-25
439	01-Mar-25	R 673,329.76	R -673,329.76	28-Mar-25
440	01-Apr-25	R 773,824.26	R -773,824.26	30-Apr-25
441	01-May-25	R 749,531.85	R -749,531.85	30-May-25
442	01-Jun-25	R 717,592.23	R -717,592.23	25-Jun-25
443	30-Jun-25	R 696,520.80		
		Total Amount Invoiced R 9,114,024.90	Payments Received R -8,417,504.10	Balance Outstanding R 696,520.80
120+ Days	90 Days - 119 Days	60 Days - 89 Days	30 Days - 59 Days	Current - 29 Days
R -	R -	R -	R -	R 696,520.80



Pierre Marais Pr Eng

30 June 2025

Date



To: Beaufort West Municipality Private Bag X582 Beaufort West 6970 Attention: Mr C Wright VAT nr: 400 084 6388	From: NEWater (Pty) Ltd P. O. Box 12845 Die Boord 7613 Attention: Mr P Marais VAT nr: 471 021 7383
Tel: (023) 414 8020 Fax: (023) 415 1373	Tel: (021) 880 1829 Cell: (082) 870 1988

Invoice Number:	Date:	Terms:	Your Reference:	Page:
443	30-Jun-25	30 days		1

Description: Beaufort West Water Reclamation Plant		Total
1. Final Water Invoiced		
Final Water invoiced during June 2025		33,518.00 kl
	Invoiceable Water	33,518.00 kl
Rate per kl		R18.07
	Sub total	R605,670.26
	VAT 15%	R90,850.54
	Sub total (Including VAT)	R696,520.80

Bank Details: ABSA Stellenbosch Branch Code: 33 44 10 Cheque Account nr: 405 993 1038	Total Due This Invoice
	R696,520.80

Pierre Marais Pr Eng

Date _____

StatementDate of Statement: **30 June 2025**

To:		From:	
Beaufort West Municipality Private Bag X582 Beaufort West 6970 Attention: Mr C Wright VAT nr: 400 084 6388		NEWater (Pty) Ltd P.O. Box 12845 Die Boord STELLENBOSCH 7613 VAT nr: 471 021 7383	
Tel: (023) 414 8020		Tel: (021) 880 1829	
Fax: (023) 415 1373		Cell: (082) 870 1988	

Invoice No	Date Submitted	Amount	Paid	Payment Received
431	01-Jul-24	R 642,621.63	R -642,621.63	01-Aug-24
432	01-Aug-24	R 687,610.32	R -687,610.32	30-Aug-24
433	01-Sept-24	R 663,742.43	R -663,742.43	30-Sept-24
434	01-Oct-24	R 656,476.56	R -656,476.56	31-Oct-24
435	01-Nov-24	R 514,821.90	R -514,821.90	29-Nov-24
436	01-Dec-24	R 745,378.99	R -745,378.99	30-Dec-24
437	01-Jan-25	R 840,153.83	R -840,153.83	31-Jan-25
438	01-Feb-25	R 752,420.34	R -752,420.34	28-Feb-25
439	01-Mar-25	R 673,329.76	R -673,329.76	28-Mar-25
440	01-Apr-25	R 773,824.26	R -773,824.26	30-Apr-25
441	01-May-25	R 749,531.85	R -749,531.85	30-May-25
442	01-Jun-25	R 717,592.23	R -717,592.23	25-Jun-25
443	30-Jun-25	R 696,520.80		

Total Amount Invoiced	Payments Received	Balance Outstanding
R 9,114,024.90	R -8,417,504.10	R 696,520.80

120+ Days	90 Days - 119 Days	60 Days - 89 Days	30 Days - 59 Days	Current - 29 Days
R -	R -	R -	R -	R 696,520.80



Pierre Marais Pr Eng

30 June 2025

Date

Opsomming		Junie 2025					Notas
DATUM	Inlaatwerke Vloeiometer	Overflow Chamber Vloeiometer	RO Water Vloeiometer (kl/dag)	Som van RO Water gelewer (kl)	Final Water Vloeiometer (kl/dag)	Reservoir Vloeiometer (kl/dag)	
01-Jun-25	3745	2,084	1,305	1,305	-	1197	Inlaatwerke het Nuwe Flow Meter Pyp lekasie by Reservoir Pyp lekasie by Reservoir Pyp lekasie by Reservoir
02-Jun-25	3629	2,567	1,307	2,612	-	1,194	
03-Jun-25	3656	2,683	1,298	3,910	-	1,196	
04-Jun-25	3608	2,565	1,304	5,214	-	1,201	
05-Jun-25	3756	2,126	1,310	6,524	-	1,200	
06-Jun-25	0	2,317	1,305	7,829	-	1,130	
07-Jun-25	3406	2,773	1,301	9,130	-	1,168	Inlaatwerke V/meter Foutief
08-Jun-25	4259	1,989	1,297	10,427	-	1,162	
09-Jun-25	3264	2,768	1,312	11,739	-	1,169	
10-Jun-25	2989	2,074	1,310	13,049	-	1,142	
11-Jun-25	3131	1,433	1,103	14,152	-	904	
12-Jun-25	0	2,286	1,302	15,454	-	1,220	
13-Jun-25	6915	2,844	1,297	16,751	-	1,241	Inlaatwerke Vloei meter was af (gtrip)
14-Jun-25	2678	2,366	1,300	18,051	-	1,237	
15-Jun-25	2391	2,236	1,301	19,352	-	1,228	
16-Jun-25	2331	2,316	1,306	20,658	-	1,240	
17-Jun-25	3285	2,568	1,302	21,960	-	1,212	
18-Jun-25	3574	1,653	1,308	23,268	-	1,253	
19-Jun-25	2435	2,665	1,308	24,576	-	1,197	Maturation river Cleaning Maturation river Cleaning Plant started at 12h25
20-Jun-25	3197	1,312	1,308	25,884	-	1,235	
21-Jun-25	3088	0	0	25,884	-	0	
22-Jun-25	3048	2,941	0	25,884	-	0	
23-Jun-25	2864	3,130	1,401	27,285	-	1,197	
24-Jun-25	2940	2,960	1,308	28,593	-	1,247	
25-Jun-25	3069	3,023	1,311	29,904	-	1,241	Opsomming
26-Jun-25	3508	3,040	1,302	31,206	-	1,223	
27-Jun-25	3086	2,866	1,295	32,501	-	1,222	
28-Jun-25	2651	2,856	1,301	33,802	-	1,207	
29-Jun-25	3235	2,853	1,303	35,105	-	1,227	
30-Jun-25				35,105	-	1,228	
89,637		69,294	35,105	35,105	0	33,518	A

Finale Water gelewer by Reservoir in Junie 2025 (A)

33,518

