

BEAUFORT WEST MUNICIPALITY



Monthly Budget Statement FOR THE MONTH ENDING MARCH 2026

TABLE OF CONTENTS

PART 1 – IN-YEAR REPORT

1. Mayor’s Report	2
2. Resolutions	2 - 3
3. Executive Summary	4 - 7
4. In-year budget statement tables	8 - 14

PART 2 – SUPPORTING DOCUMENTATION

5. Debtors analysis	15
6. Creditors analysis	15
7. Investment portfolio analysis	16 - 17
8. Allocation and grant receipts and expenditure	18 - 22
9. Expenditure on councillor and board members allowances and employee benefits	23-24
10. Capital programme performance	25 - 31
11. Material variances to the SDBIP	32
12. Annexure A: Compliance with the conditions for Municipal Debt Relief.....	32
13. Municipal Manager’s quality certification.....	33

PART 1 – IN-YEAR REPORT

1. Mayor's Report

1.1 In-Year Report – Monthly Budget Statement

1.1.1 Implementation of the budget in accordance with the SDBIP

No comments for March 2026.

1.1.2 Financial problems or risks facing the municipality

The current financial position of the municipality remains under pressure. The Western Cape Provincial Government approved an intervention in Beaufort West Municipality in terms of section 139(5) of the Constitution. A mandatory Financial Recovery Plan (FRP) was approved and are now being implemented. Directors are urged to identify and promote effectiveness and efficiencies within their respective directorates and to keep their expenditure within the approved budget.

1.1.3 Other relevant information

An adjustments budget was tabled and approved by council in February 2026. This report contains the adjusted budget figures.

2. Resolutions

IN-YEAR REPORT 2025/2026

This is the report will be presented to Council at their next meeting:

RECOMMENDATION:

- a) That Council notes the monthly budget statement and any supporting documentation for March 2026;
- b) The compliance / non-compliance emanating from the municipality's debt relief self-assessment as well as the Provincial Treasury's independent assessment set-out in **Section 12 of Annexure A;**

- c) The remedial actions necessary and / or undertaken to improve the municipality's monthly compliance in terms of the Debt relief Conditions set-out in **Section 12.7 of Annexure A**;
and
- d) The balance of the bulk Eskom and water accounts and the municipality's reconciliation of these accounts as set-out in **Section 12.6 of Annexure A**.

3. Executive Summary

3.1 Introduction

Section 71 of the MFMA states that the Accounting Officer of a Municipality must by no later than 10 working days after the end of each month submit to the mayor of the Municipality and the relevant Provincial Treasury in the prescribe format on the state of the Municipality's budget.

This report presents the current state of the budget implementation and reasons for variances and possible action to be taken.

3.2 Consolidated performance

3.2.1 Against annual budget

Total Revenue

The total revenue (excluding capital transfers and contributions) year-to-date accrued amounted to R 359,383 million at the end of March 2026. This was R 35,274 million or 9% below the year-to-date budget of R 394,657 million at the end of March 2026.

The main revenue items that contributed to the underperformance at the end of the third quarter was Service charges, Interest earned from receivables, Agency services, Fines, penalties and forfeits, interest on rates as well as Other Gains.

Service charges electricity is seasonally driven and revenue recognized is expected to increase during the 4th quarter of the financial year as municipality will approach the winter season and demand for electricity will increase. Service charges waste water management and waste management is expected to increase towards the end of the financial year.

Less interest on were levied on outstanding debtors due to consumers entering into repayment plans to settle arrear debt over an approved period, these repayment plans are exempted for levying interest as well an improvement in the collection rate.

Agency fees relate to revenue recognized on the agency function performed on behalf of the Provincial Department of Mobility and revenue is expected to increase towards year end.

The year to date fines, penalties and forfeits at the end of the 3rd quarter was 24% or R 14,763 million below the year to date target of R 62,607 million. The main reason for the underperformance was due to Traffic Fines and the iGRAP 1 treatment thereof. The final traffic fines issued for the year will only be recognized at year end. This revenue item is expected to increase.

The other two items that affected the performance of other gains relate to the Eskom (R 25,587 million) and water (R 3,041) debt relief programmes. The municipality have not yet received formal approval for the second write-off from National Treasury, once approval have been received the R 25,587 will be accounted for. The other gain component relating to the water debt relief programme will be recognized by year end.

The transfers and subsidies - capital (monetary allocations) year-to-date recognized amounted to R 27,834 million at the end of March 2026. This was R 26,069 million or 48% below the year-to-date budget of R 53,903 million at the end of March 2026.

The Supply Chain Management processes were concluded in the 3rd quarter of financial and contractors are on site. Expenditure on capital projects funded by grants is expected to increase during the third quarter of the financial year, than more revenue will be recognized towards year end.

Refer to Table C4 for more detail on revenue by source.

Operating expenditure by type

The year-to-date total operational expenditure at the end of March 2026 amounted to R 320,987 million. This was R 72,122 million or 18% below year-to-date budget projections for March 2026.

The majority of the expenditure items were below the year to date budget at the end of the 3rd quarter of the financial year except for debt impairment and operational cost that were above the year to date target.

Operational cost were R 12,905 million above the year to date budget of R 34,896 million. The major reason for the over expenditure was due to internal charges / own consumption that amounted to R 18,796 million at the end of the third quarter.

The variance in debt impairment and irrecoverable debts written off relate to traffic fines and the treatment of traffic fines in terms of iGRAP 1.

The other expenditure items are below the year-to-date, these items are expected to increase as the year progress.

Refer to Table C4 for further details on expenditure by type.

Capital expenditure

Council originally approved a capital budget amounting to R 62,018,291 for the 2025/26 financial year. The capital budget were adjusted upwards by R 3,217,014 to R 65,145,305 with the adjustment budget approved by council in February 2026. The year to date expenditure at the end of March 2026 amounted to R 24,690,367.77 or 38% of the approved budget. Most of the Supply Chain Management have been concluded in the 3rd quarter of financial and contractors are on site. Expenditure is expected to increase during the fourth quarter, towards the end of the financial year.

Refer to Table C5 and SC12 for more detail on capital expenditure.

Cash flows

The municipality started the month of March 2026 with a positive cash position of R 1,780,409 and an investment balance of R 45,590,380.39. The net cash position at the end of March 2026 amounted to R 4,657,149.87 as per bank statement and the investment balance amounted to R 80,963,253.95.

Refer to Table C7 for more detail on cash flows.

3.3 Material variances from SDBIP

No comments for March 2026.

3.4 Remedial or corrective steps

- Revenue should be improved by fully implementing the adopted credit control and debt collection policies of the municipality as well as the revenue improvement initiatives outlined in the Financial Recovery Plan;
- Limit non-priority spending and implement stringent cost-containment measures;
- Reducing budget spent on cost of employment, specifically overtime and standby cost.

4. In-year budget statement tables

4.1 Monthly budget statements

4.1.1 Table C1 s71 Monthly Budget Statement Summary

WC053 Beaufort West - Table C1 Monthly Budget Statement Summary - M09 March									
Description	2024/25	Budget Year 2025/26							
	Audited Outcome	Original Budget	Adjusted Budget	Monthly actual	YearTD actual	YearTD budget	YTD variance	YTD variance %	Full Year Forecast
R thousands									
Financial Performance									
Property rates	55,326	57,971	57,971	4,798	43,026	43,478	(452)	-1%	57,971
Service charges	164,388	204,962	202,231	13,718	145,758	151,673	(5,915)	-4%	202,231
Investment revenue	3,059	2,915	3,485	1,042	2,934	2,614	320	12%	3,485
Transfers and subsidies - Operational	99,321	154,791	131,174	24,774	105,007	98,381	6,626	0	131,174
Other own revenue	115,206	133,683	131,348	3,260	62,658	98,511	(35,853)	-36%	131,348
Total Revenue (excluding capital transfers and contributions)	437,301	554,322	526,209	47,592	359,383	394,657	(35,274)	-9%	526,209
Employee costs	133,434	151,147	144,035	10,429	101,424	108,027	(6,603)	-6%	144,035
Remuneration of Councillors	6,536	7,320	7,742	558	4,877	5,807	(929)	-16%	7,742
Depreciation and amortisation	31,601	26,085	26,085	6,521	19,564	19,564	0	0%	26,085
Interest	10,862	1,395	7,255	99	699	5,441	(4,742)	-87%	7,255
Inventory consumed and bulk purchases	127,427	148,961	151,556	9,691	89,451	113,667	(24,216)	-21%	151,556
Transfers and subsidies	-	-	-	-	-	-	-	-	-
Other expenditure	154,215	217,016	187,470	5,659	104,971	140,603	(35,632)	-25%	187,470
Total Expenditure	464,075	551,925	524,145	32,959	320,987	393,109	(72,122)	-18%	524,145
Surplus/(Deficit)	(26,775)	2,397	2,064	14,633	38,395	1,547	36,848	2381%	2,064
Transfers and subsidies - capital (monetary allocations)	27,725	69,734	71,119	8,598	26,785	53,116	(26,331)	-50%	71,119
Transfers and subsidies - capital (in-kind)	460	-	1,049	1,049	1,049	787	262	33%	1,049
Surplus/(Deficit) after capital transfers & contributions	1,410	72,131	74,232	24,281	66,229	55,450	10,779	19%	74,232
Share of surplus/ (deficit) of associate	-	-	-	-	-	-	-	-	-
Surplus/ (Deficit) for the year	1,410	72,131	74,232	24,281	66,229	55,450	10,779	19%	74,232
Capital expenditure & funds sources									
Capital expenditure	29,082	62,018	65,145	8,620	24,690	48,859	(24,169)	-49%	65,145
Capital transfers recognised	24,155	60,638	62,915	8,370	24,364	47,186	(22,823)	-48%	62,915
Borrowing	-	-	-	-	-	-	-	-	-
Internally generated funds	5,353	1,380	2,230	250	327	1,673	(1,346)	-80%	2,230
Total sources of capital funds	29,507	62,018	65,145	8,620	24,690	48,859	(24,169)	-49%	65,145
Financial position									
Total current assets	84,945	101,081	89,666		180,352				89,666
Total non current assets	460,741	494,518	512,522		478,683				512,522
Total current liabilities	128,413	94,499	126,198		176,132				126,198
Total non current liabilities	102,325	72,816	86,811		102,325				86,811
Community wealth/Equity	314,947	428,284	389,179		380,579				389,179
Cash flows									
Net cash from (used) operating	32,294	63,527	77,319	33,515	20,015	42,351	22,336	53%	77,319
Net cash from (used) investing	(31,258)	(62,018)	(64,096)	(8,024)	(25,556)	(41,346)	(15,790)	38%	(64,096)
Net cash from (used) financing	(1,181)	(1,169)	(1,169)	-	(278)	(779)	(502)	64%	(1,169)
Cash/cash equivalents at the month/year end	15,737	19,295	27,791	25,492	9,919	15,964	6,044	38%	27,791
Debtors & creditors analysis									
	0-30 Days	31-60 Days	61-90 Days	91-120 Days	121-150 Dys	151-180 Dys	181 Dys-1 Yr	Over 1Yr	Total
Debtors Age Analysis									
Total By Income Source	49,549	4,748	4,264	3,790	3,681	3,603	3,722	141,363	214,720
Creditors Age Analysis									
Total Creditors	10,035	89	59	40	1	61	4,109	87,804	102,199

4.1.2 Table C2 Monthly Budget Statement - Financial Performance (standard classification)

This table reflects the operating budget (Financial Performance) in the standard classifications which are the Government Finance Statistics Functions and Sub-functions. These are used by National Treasury to assist the compilation of national and international accounts for comparison purposes, regardless of the unique organizational structures used by the different institutions.

The main functions are Governance and administration; Community and public safety; Economic and environmental services; and Trading services. It is for this reason that Financial Performance is reported in standard classification, Table C2, and by municipal vote, Table C3.

WC053 Beaufort West - Table C2 Monthly Budget Statement - Financial Performance (functional classification) - M09 March										
Description	Ref	2024/25			Budget Year 2025/26					
		Audited Outcome	Original Budget	Adjusted Budget	Monthly actual	YearTD actual	YearTD budget	YTD variance	YTD variance %	Full Year Forecast
R thousands	1									
Revenue - Functional										
<i>Governance and administration</i>		198,339	200,934	102,635	14,923	149,370	76,976	72,394	94%	102,635
Executive and council		17,239	12,222	12,278	2,983	8,147	9,208	(1,061)	-12%	12,278
Finance and administration		180,850	188,712	90,358	11,940	141,223	67,768	73,455	108%	90,358
Internal audit		250	-	-	-	-	-	-	-	-
<i>Community and public safety</i>		33,638	40,364	106,278	3,356	27,420	79,709	(52,288)	-66%	106,278
Community and social services		9,407	9,883	10,901	972	7,967	8,176	(209)	-3%	10,901
Sport and recreation		6,637	7,060	9,245	1,109	1,609	6,933	(5,324)	-77%	9,245
Public safety		17,594	23,022	85,976	1,275	17,845	64,482	(46,637)	-72%	85,976
Housing		-	399	157	-	-	118	(118)	-100%	157
Health		-	-	-	-	-	-	-	-	-
<i>Economic and environmental services</i>		1,787	16,025	14,804	1,537	9,957	10,880	(923)	-8%	14,804
Planning and development		1,298	1,591	2,397	156	1,441	1,575	(134)	-9%	2,397
Road transport		490	14,434	12,407	1,381	8,516	9,305	(789)	-8%	12,407
Environmental protection		-	-	-	-	-	-	-	-	-
<i>Trading services</i>		231,721	366,733	374,660	37,424	200,469	280,995	(80,526)	-29%	374,660
Energy sources		121,883	167,407	189,406	11,268	100,793	142,055	(41,262)	-29%	189,406
Water management		39,756	110,874	102,549	12,829	32,666	76,912	(44,245)	-58%	102,549
Waste water management		36,673	58,982	53,865	9,034	34,618	40,399	(5,781)	-14%	53,865
Waste management		33,409	29,470	28,840	4,294	32,391	21,630	10,762	50%	28,840
<i>Other</i>	4	-	-	-	-	-	-	-	-	-
Total Revenue - Functional	2	465,486	624,056	598,377	57,239	387,217	448,560	(61,343)	-14%	598,377
Expenditure - Functional										
<i>Governance and administration</i>		122,169	90,716	124,893	8,526	95,946	93,670	2,276	2%	124,893
Executive and council		25,969	25,387	34,512	(1,111)	18,844	25,884	(7,040)	-27%	34,512
Finance and administration		94,798	63,836	88,915	9,540	76,085	66,687	9,399	14%	88,915
Internal audit		1,403	1,493	1,466	97	1,016	1,099	(83)	-8%	1,466
<i>Community and public safety</i>		103,687	147,101	119,857	3,796	58,960	89,893	(30,933)	-34%	119,857
Community and social services		10,921	13,992	15,628	1,126	11,022	11,721	(699)	-6%	15,628
Sport and recreation		9,024	9,873	9,798	819	7,085	7,348	(264)	-4%	9,798
Public safety		82,401	121,276	92,885	1,734	39,672	69,664	(29,992)	-43%	92,885
Housing		1,341	1,960	1,546	117	1,182	1,159	22	2%	1,546
Health		-	-	-	-	-	-	-	-	-
<i>Economic and environmental services</i>		29,947	32,488	32,081	3,653	21,928	24,060	(2,132)	-9%	32,081
Planning and development		11,890	10,337	10,296	1,075	6,845	7,722	(877)	-11%	10,296
Road transport		18,057	22,151	21,784	2,578	15,083	16,338	(1,255)	-8%	21,784
Environmental protection		-	-	-	-	-	-	-	-	-
<i>Trading services</i>		208,273	281,621	247,314	16,983	144,153	185,486	(41,333)	-22%	247,314
Energy sources		128,533	156,768	153,945	10,762	102,046	115,459	(13,412)	-12%	153,945
Water management		42,412	86,802	60,488	3,172	27,967	45,366	(17,398)	-38%	60,488
Waste water management		20,630	18,809	15,417	1,503	5,362	11,563	(6,201)	-54%	15,417
Waste management		16,698	19,243	17,464	1,546	8,777	13,098	(4,321)	-33%	17,464
<i>Other</i>		-	-	-	-	-	-	-	-	-
Total Expenditure - Functional	3	464,075	551,925	524,145	32,959	320,987	393,109	(72,122)	-18%	524,145
Surplus/ (Deficit) for the year		1,410	72,131	74,232	24,281	66,229	55,450	10,779	19%	74,232

4.1.3 Table C3 Monthly Budget Statement - Financial Performance (revenue and expenditure by municipal vote)

The operating expenditure budget is approved by Council on the municipal vote level. The municipal votes reflect the organizational structure of the municipality which is made up of the following directorates: Municipal Manager; Corporate Services; Financial Services; Infrastructure Services and Community Services.

WC053 Beaufort West - Table C3 Monthly Budget Statement - Financial Performance (revenue and expenditure by municipal vote) - M09 March										
Vote Description	Ref	2024/25	Budget Year 2025/26							
		Audited Outcome	Original Budget	Adjusted Budget	Monthly actual	YearTD actual	YearTD budget	YTD variance	YTD variance %	Full Year Forecast
R thousands										
Revenue by Vote	1									
Vote 1 - MUNICIPAL MANAGER		8,467	8,758	9,679	2,147	5,829	7,036	(1,207)	-17.2%	9,679
Vote 2 - DIRECTOR INFRASTRUCTURE SERVICES		201,389	278,785	360,756	34,328	168,400	270,567	(102,167)	-37.8%	360,756
Vote 3 - DIRECTORATE: ELECTRO-TECHNICAL SERVICES		-	-	-	-	-	-	-	-	-
Vote 4 - DIRECTORATE: CORPORATE SERVICES		19,639	11,741	16,809	1,975	9,856	12,607	(2,751)	-21.8%	16,809
Vote 5 - DIRECTORATE: FINANCIAL SERVICES		166,616	109,006	74,567	7,640	70,755	55,925	14,830	26.5%	74,567
Vote 6 - DIRECTORATE: COMMUNITY SERVICES		69,376	215,765	136,566	11,150	132,377	102,424	29,952	29.2%	136,566
Vote 7 - COMMUNITY & SOCIAL SERVICES		-	-	-	-	-	-	-	-	-
Total Revenue by Vote	2	465,486	624,056	598,377	57,239	387,217	448,560	(61,343)	-13.7%	598,377
Expenditure by Vote	1									
Vote 1 - MUNICIPAL MANAGER		15,855	7,159	5,789	1,676	4,396	4,342	54	1.2%	5,789
Vote 2 - DIRECTOR INFRASTRUCTURE SERVICES		229,608	256,365	272,501	19,635	163,410	204,376	(40,966)	-20.0%	272,501
Vote 3 - DIRECTORATE: ELECTRO-TECHNICAL SERVICES		-	-	-	-	-	-	-	-	-
Vote 4 - DIRECTORATE: CORPORATE SERVICES		43,055	52,445	77,517	3,438	38,057	58,138	(20,081)	-34.5%	77,517
Vote 5 - DIRECTORATE: FINANCIAL SERVICES		56,087	22,803	(13,462)	6,640	49,687	(10,097)	59,784	-592.1%	(13,462)
Vote 6 - DIRECTORATE: COMMUNITY SERVICES		119,470	213,153	181,800	1,570	65,439	136,350	(70,912)	-52.0%	181,800
Vote 7 - COMMUNITY & SOCIAL SERVICES		-	-	-	-	-	-	-	-	-
Total Expenditure by Vote	2	464,075	551,925	524,145	32,959	320,987	393,109	(72,122)	-18.3%	524,145
Surplus/ (Deficit) for the year	2	1,410	72,131	74,232	24,281	66,229	55,450	10,779	19.4%	74,232

4.1.4 Table C4 Monthly Budget Statement - Financial Performance (revenue and expenditure)

WC053 Beaufort West - Table C4 Monthly Budget Statement - Financial Performance (revenue and expenditure) - M09 March										
Description	Ref	2024/25	Budget Year 2025/26							
		Audited Outcome	Original Budget	Adjusted Budget	Monthly actual	YearTD actual	YearTD budget	YTD variance	YTD variance %	Full Year Forecast
R thousands										
Revenue										
Exchange Revenue										
Service charges - Electricity		106,461	138,976	133,869	7,498	94,620	100,402	(5,782)	-6%	133,869
Service charges - Water		27,119	29,856	35,167	3,648	27,518	26,375	1,142	4%	35,167
Service charges - Waste Water Management		19,772	22,939	21,120	1,633	15,003	15,840	(837)	-5%	21,120
Service charges - Waste management		11,036	13,190	12,075	940	8,617	9,056	(439)	-5%	12,075
Sale of Goods and Rendering of Services		777	1,017	1,017	57	821	763	58	8%	1,017
Agency services		1,366	1,697	1,503	66	846	1,127	(281)	-25%	1,503
Interest		-	-	-	-	-	-	-	-	-
Interest earned from Receivables		9,154	12,711	8,577	50	5,710	6,433	(723)	-11%	8,577
Interest from Current and Non Current Assets		3,059	2,915	3,485	1,042	2,934	2,614	320	12%	3,485
Dividends		-	-	-	-	-	-	-	-	-
Rent on Land		-	-	-	-	-	-	-	-	-
Rental from Fixed Assets		1,181	1,981	1,284	150	1,120	963	157	16%	1,284
Licence and permits		81	273	190	28	151	143	8	6%	190
Special rating levies		-	-	-	-	-	-	-	-	-
Operational Revenue		8,016	1,859	1,859	476	2,338	1,395	943	68%	1,859
Non-Exchange Revenue										
Property rates		55,326	57,971	57,971	4,798	43,026	43,478	(452)	-1%	57,971
Surcharges and Taxes		-	-	-	381	381	-	381	#DIV/0!	-
Fines, penalties and forfeits		66,860	83,479	83,476	1,615	47,844	62,607	(14,763)	-24%	83,476
Licence and permits		151	208	158	21	105	119	(14)	-11%	158
Transfers and subsidies - Operational		99,321	154,791	131,174	24,774	105,007	98,381	6,626	7%	131,174
Interest		3,072	3,655	2,689	249	1,918	2,017	(99)	-5%	2,689
Fuel Levy		-	-	-	-	-	-	-	-	-
Operational Revenue		1,370	1,215	1,966	167	1,425	1,475	(50)	-3%	1,966
Gains on disposal of Assets		-	-	-	-	-	-	-	-	-
Other Gains		23,178	25,587	28,628	-	-	21,471	(21,471)	-100%	28,628
Discontinued Operations		-	-	-	-	-	-	-	-	-
Total Revenue (excluding capital transfers and contributions)		437,301	554,322	526,209	47,592	359,383	394,657	(35,274)	-9%	526,209
Expenditure By Type										
Employee related costs		133,434	151,147	144,035	10,429	101,424	108,027	(6,603)	-6%	144,035
Remuneration of councillors		6,536	7,320	7,742	558	4,877	5,807	(929)	-16%	7,742
Bulk purchases - electricity		106,242	121,951	120,677	7,983	75,469	90,508	(15,039)	-17%	120,677
Inventory consumed		21,186	27,010	30,879	1,709	13,982	23,159	(9,177)	-40%	30,879
Debt impairment		(26,532)	66,155	(11,661)	-	22,076	(8,746)	30,821	-352%	(11,661)
Depreciation and amortisation		31,601	26,085	26,085	6,521	19,564	19,564	0	0%	26,085
Interest		10,862	1,395	7,255	99	699	5,441	(4,742)	-87%	7,255
Contracted services		25,067	76,115	53,430	1,508	15,913	40,090	(24,177)	-60%	53,430
Transfers and subsidies		-	-	-	-	-	-	-	-	-
Irrecoverable debts written off		120,176	32,970	99,150	-	19,181	74,362	(55,182)	-74%	99,150
Operational costs		32,223	41,775	46,551	4,151	47,801	34,896	12,905	37%	46,551
Losses on Disposal of Assets		2,056	-	-	-	-	-	-	-	-
Other Losses		1,226	-	-	-	-	-	-	-	-
Total Expenditure		464,075	551,925	524,145	32,959	320,987	393,109	(72,122)	-18%	524,145
Surplus/(Deficit)		(26,775)	2,397	2,064	14,633	38,395	1,547	36,848	0	2,064
Transfers and subsidies - capital (monetary allocations)		27,725	69,734	71,119	8,598	26,785	53,116	(26,331)	(0)	71,119
Transfers and subsidies - capital (in-kind)		460	-	1,049	1,049	1,049	787	262	0	1,049
Surplus/(Deficit) after capital transfers & contributions		1,410	72,131	74,232	24,281	66,229	55,450	10,779	0	74,232
Income Tax		-	-	-	-	-	-	-	-	-
Surplus/(Deficit) after income tax		1,410	72,131	74,232	24,281	66,229	55,450	10,779	0	74,232
Share of Surplus/Deficit attributable to Joint Venture		-	-	-	-	-	-	-	-	-
Share of Surplus/Deficit attributable to Minorities		-	-	-	-	-	-	-	-	-
Surplus/(Deficit) attributable to municipality		1,410	72,131	74,232	24,281	66,229	55,450	10,779	0	74,232
Share of Surplus/Deficit attributable to Associate		-	-	-	-	-	-	-	-	-
Intercompany/Parent subsidiary transactions		-	-	-	-	-	-	-	-	-
Surplus/ (Deficit) for the year		1,410	72,131	74,232	24,281	66,229	55,450	10,779	0	74,232

4.1.5 Table C5 Monthly Budget Statement - Capital Expenditure (municipal vote, standard classification and funding)

WC053 Beaufort West - Table C5 Monthly Budget Statement - Capital Expenditure (municipal vote, functional classification and funding) - M09 March										
Vote Description	Ref	2024/25	Budget Year 2025/26							
		Audited Outcome	Original Budget	Adjusted Budget	Monthly actual	YearTD actual	YearTD budget	YTD variance	YTD variance %	Full Year Forecast
R thousands	1									
Multi-Year expenditure appropriation	2									
Vote 1 - MUNICIPAL MANAGER		-	-	-	-	-	-	-	-	-
Vote 2 - DIRECTOR INFRASTRUCTURE SERVICES		6,072	8,591	33,518	13,420	14,642	25,138	(10,496)	-42%	33,518
Vote 3 - DIRECTORATE: ELECTRO-TECHNICAL SERVICES		-	-	-	-	-	-	-	-	-
Vote 4 - DIRECTORATE: CORPORATE SERVICES		101	-	230	-	-	173	(173)	-100%	230
Vote 5 - DIRECTORATE: FINANCIAL SERVICES		-	-	-	-	-	-	-	-	-
Vote 6 - DIRECTORATE: COMMUNITY SERVICES		6,764	12,855	1,429	(6,039)	464	1,072	(608)	-57%	1,429
Vote 7 - COMMUNITY & SOCIAL SERVICES		-	-	-	-	-	-	-	-	-
Total Capital Multi-year expenditure	4,7	12,937	21,447	35,177	7,381	15,106	26,383	(11,276)	-43%	35,177
Single Year expenditure appropriation	2									
Vote 1 - MUNICIPAL MANAGER		-	-	388	-	-	291	(291)	-100%	388
Vote 2 - DIRECTOR INFRASTRUCTURE SERVICES		3,761	33,678	19,232	(1,025)	6,737	14,424	(7,688)	-53%	19,232
Vote 3 - DIRECTORATE: ELECTRO-TECHNICAL SERVICES		-	-	-	-	-	-	-	-	-
Vote 4 - DIRECTORATE: CORPORATE SERVICES		1,490	230	179	191	195	134	61	45%	179
Vote 5 - DIRECTORATE: FINANCIAL SERVICES		76	100	300	-	67	225	(158)	-70%	300
Vote 6 - DIRECTORATE: COMMUNITY SERVICES		10,818	6,563	9,869	2,073	2,586	7,402	(4,816)	-65%	9,869
Vote 7 - COMMUNITY & SOCIAL SERVICES		-	-	-	-	-	-	-	-	-
Total Capital single-year expenditure	4	16,145	40,572	29,969	1,239	9,584	22,476	(12,892)	-57%	29,969
Total Capital Expenditure		29,082	62,018	65,145	8,620	24,690	48,859	(24,169)	-49%	65,145
Capital Expenditure - Functional Classification										
Governance and administration		729	330	530	12	82	398	(315)	-79%	530
Executive and council		-	-	-	-	-	-	-	-	-
Finance and administration		729	330	530	12	82	398	(315)	-79%	530
Internal audit		-	-	-	-	-	-	-	-	-
Community and public safety		7,702	7,555	11,207	2,014	2,991	8,406	(5,415)	-64%	11,207
Community and social services		1,068	992	1,608	-	643	1,206	(563)	-47%	1,608
Sport and recreation		6,633	6,563	8,550	964	1,299	6,413	(5,114)	-80%	8,550
Public safety		-	-	1,049	1,049	1,049	787	262	33%	1,049
Housing		-	-	-	-	-	-	-	-	-
Health		-	-	-	-	-	-	-	-	-
Economic and environmental services		1,042	12,828	11,554	1,201	7,412	8,665	(1,253)	-14%	11,554
Planning and development		616	200	688	-	6	516	(509)	-99%	688
Road transport		426	12,628	10,866	1,201	7,406	8,149	(744)	-9%	10,866
Environmental protection		-	-	-	-	-	-	-	-	-
Trading services		20,035	41,304	41,854	5,393	14,205	31,391	(17,186)	-55%	41,854
Energy sources		6,072	7,826	8,106	519	1,576	6,080	(4,504)	-74%	8,106
Water management		3,145	18,952	18,952	2,867	6,730	14,214	(7,484)	-53%	18,952
Waste water management		-	14,526	14,526	1,769	5,661	10,894	(5,233)	-48%	14,526
Waste management		10,818	-	270	238	238	203	35	17%	270
Other		-	-	-	-	-	-	-	-	-
Total Capital Expenditure - Functional Classification	3	29,507	62,018	65,145	8,620	24,690	48,859	(24,169)	-49%	65,145
Funded by:										
National Government		20,803	57,595	57,299	6,855	22,670	42,974	(20,305)	-47%	57,299
Provincial Government		3,351	3,043	4,567	466	645	3,425	(2,780)	-81%	4,567
District Municipality		-	-	-	-	-	-	-	-	-
Transfers and subsidies - capital (monetary allocations) (Nat / Prov Departm Agencies, Households, Non-profit Institutions, Private Enterprises, Public Corporatons, Higher Educ Institutions)		-	-	1,049	1,049	1,049	787	262	33%	1,049
Transfers recognised - capital		24,155	60,638	62,915	8,370	24,364	47,186	(22,823)	-48%	62,915
Borrowing	6	-	-	-	-	-	-	-	-	-
Internally generated funds		5,353	1,380	2,230	250	327	1,673	(1,346)	-80%	2,230
Total Capital Funding		29,507	62,018	65,145	8,620	24,690	48,859	(24,169)	-49%	65,145

4.1.6 Table C6 Monthly Budget Statement - Financial Position

WC053 Beaufort West - Table C6 Monthly Budget Statement - Financial Position - M09 March						
Description	Ref	2024/25	Budget Year 2025/26			
		Audited Outcome	Original Budget	Adjusted Budget	YearTD actual	Full Year Forecast
R thousands	1					
ASSETS						
Current assets						
Cash and cash equivalents		17,369	19,295	27,791	83,920	27,791
Trade and other receivables from exchange transactions		26,166	23,276	17,791	37,914	17,791
Receivables from non-exchange transactions		24,394	28,747	18,109	32,804	18,109
Current portion of non-current receivables		12,752	1,599	1,599	1,599	1,599
Inventory		4,063	3,058	4,063	4,156	4,063
VAT		-	14,761	12,966	12,685	12,966
Other current assets		201	10,345	7,346	7,275	7,346
Total current assets		84,945	101,081	89,666	180,352	89,666
Non current assets						
Investments		-	-	1,592	1,687	1,592
Investment property		5,122	5,412	4,897	4,953	4,897
Property, plant and equipment		450,987	484,851	490,282	456,289	490,282
Biological assets		-	-	-	-	-
Living and non-living resources		-	-	-	-	-
Heritage assets		3,340	3,340	3,340	3,340	3,340
Intangible assets		1,032	1,343	1,022	1,025	1,022
Trade and other receivables from exchange transactions		209	(511)	186	186	186
Non-current receivables from non-exchange transactions		50	83	11,203	11,203	11,203
Other non-current assets		-	-	-	-	-
Total non current assets		460,741	494,518	512,522	478,683	512,522
TOTAL ASSETS		545,686	595,599	602,188	659,035	602,188
LIABILITIES						
Current liabilities						
Bank overdraft		-	-	-	-	-
Financial liabilities		1,169	651	651	891	651
Consumer deposits		2,793	2,682	2,793	2,869	2,793
Trade and other payables from exchange transactions		96,903	62,347	87,765	98,638	87,765
Trade and other payables from non-exchange transactions		-	0	779	45,782	779
Provision		16,345	19,265	23,049	15,572	23,049
VAT		7,350	9,553	11,161	12,380	11,161
Other current liabilities		3,853	-	-	-	-
Total current liabilities		128,413	94,499	126,198	176,132	126,198
Non current liabilities						
Financial liabilities		2,573	1,921	1,921	2,573	1,921
Provision		63,379	28,017	35,178	31,111	35,178
Long term portion of trade payables		13,528	14,097	11,856	36,374	11,856
Other non-current liabilities		22,846	28,780	37,855	32,267	37,855
Total non current liabilities		102,325	72,816	86,811	102,325	86,811
TOTAL LIABILITIES		230,738	167,315	213,008	278,457	213,008
NET ASSETS	2	314,947	428,284	389,179	380,579	389,179
COMMUNITY WEALTH/EQUITY						
Accumulated surplus/(deficit)		310,843	424,180	385,075	376,474	385,075
Reserves and funds		4,104	4,104	4,104	4,104	4,104
Other		-	-	-	-	-
TOTAL COMMUNITY WEALTH/EQUITY	2	314,947	428,284	389,179	380,579	389,179

4.1.7 Table C7 Monthly Budget Statement - Cash Flow

WC053 Beaufort West - Table C7 Monthly Budget Statement - Cash Flow - M09 March										
Description	Ref	2024/25	Budget Year 2025/26							
		Audited Outcome	Original Budget	Adjusted Budget	Monthly actual	YearTD actual	YearTD budget	YTD variance	YTD variance %	Full Year Forecast
R thousands	1									
CASH FLOW FROM OPERATING ACTIVITIES										
Receipts										
Property rates		42,169	51,150	43,264	1,355	25,471	34,100	(8,628)	-25%	43,264
Service charges		141,324	190,836	188,295	7,561	91,318	127,224	(35,905)	-28%	188,295
Other revenue		66,839	101,364	97,168	2,323	23,565	67,576	(44,011)	-65%	97,168
Transfers and Subsidies - Operational		100,971	108,791	106,280	24,663	107,824	72,528	35,297	49%	106,280
Transfers and Subsidies - Capital		28,315	69,734	74,683	24,772	64,776	46,489	18,287	39%	74,683
Interest		4,699	2,915	10,808	25	151	1,943	(1,792)	-92%	10,808
Dividends		-	-	-	-	-	-	-		-
Payments										
Suppliers and employees		(351,374)	(459,867)	(441,784)	(27,185)	(293,091)	(306,578)	(13,488)	4%	(441,784)
Interest		(649)	(1,395)	(1,395)	-	-	(930)	(930)	100%	(1,395)
Transfers and Subsidies		-	-	-	-	-	-	-		-
NET CASH FROM/(USED) OPERATING ACTIVITIES		32,294	63,527	77,319	33,515	20,015	42,351	22,336	53%	77,319
CASH FLOWS FROM INVESTING ACTIVITIES										
Receipts										
Proceeds on disposal of PPE		-	-	-	-	-	-	-		-
Decrease (increase) in non-current receivables		-	0	-	-	-	-	-		-
Decrease (increase) in non-current investments		(1,631)	-	-	(29)	(95)	-	(95)	#DIV/0!	-
Payments										
Capital assets		(29,627)	(62,018)	(64,096)	(7,995)	(25,460)	(41,346)	(15,885)	38%	(64,096)
NET CASH FROM/(USED) INVESTING ACTIVITIES		(31,258)	(62,018)	(64,096)	(8,024)	(25,556)	(41,346)	(15,790)	38%	(64,096)
CASH FLOWS FROM FINANCING ACTIVITIES										
Receipts										
Short term loans		-	-	-	-	-	-	-		-
Borrowing long term/refinancing		-	-	-	-	-	-	-		-
Increase (decrease) in consumer deposits		-	-	-	-	-	-	-		-
Payments										
Repayment of borrowing		(1,181)	(1,169)	(1,169)	-	(278)	(779)	(502)	64%	(1,169)
NET CASH FROM/(USED) FINANCING ACTIVITIES		(1,181)	(1,169)	(1,169)	-	(278)	(779)	(502)	64%	(1,169)
NET INCREASE/ (DECREASE) IN CASH HELD		(146)	340	12,054	25,492	(5,818)	226			12,054
Cash/cash equivalents at beginning:		15,883	18,955	15,737	-	15,737	15,737			15,737
Cash/cash equivalents at month/year end:		15,737	19,295	27,791	25,492	9,919	15,964			27,791

The table below indicate the bank statement and investment balances movement for March 2026.

Bank and Investment Balances Movement - March 2026							
	Opening Balance	Revenue	Expenditure	Investment Deposits	Interest Earned	Investment Withdrawals	Closing Balance
Nedbank Account	1,655,346.56	85,370,586.53	- 82,749,587.14	-	8,600.16	-	4,284,946.11
ABSA Account	125,062.44	2,773,581.51	- 2,526,446.30	-	6.11	-	372,203.76
Investment Balances	45,590,380.39	-	-	45,983,141.08	1,032,940.07	- 11,643,207.59	80,963,253.95
Balance	47,370,789.39	88,144,168.04	- 85,276,033.44	45,983,141.08	1,041,546.34	- 11,643,207.59	85,620,403.82

Table C7 includes the balance of the Cashbook and Current Investment Deposits.

PART 2 – SUPPORTING DOCUMENTATION

5. Debtors' analysis

5.1 Supporting Table SC3

Debtors' age analysis

WC053 Beaufort West - Supporting Table SC3 Monthly Budget Statement - aged debtors - M09 March												
Description	NT Code	2025/26									Total	Total over 90 days
		0-30 Days	31-60 Days	61-90 Days	91-120 Days	121-150 Dys	151-180 Dys	181 Dys-1 Yr	Over 1Yr			
Debtors Age Analysis By Income Source												
Trade and Other Receivables from Exchange Transactions - Water	1200	6,755	1,840	1,515	1,053	969	877	1,132	32,846	46,988	36,877	
Trade and Other Receivables from Exchange Transactions - Electricity	1300	6,025	330	249	248	280	263	265	4,951	12,609	6,006	
Receivables from Non-exchange Transactions - Property Rates	1400	9,220	1,188	1,126	1,092	1,061	1,024	951	39,533	55,194	43,660	
Receivables from Exchange Transactions - Waste Water Management	1500	4,754	806	779	764	748	874	758	33,487	42,970	36,630	
Receivables from Exchange Transactions - Waste Management	1600	2,782	490	475	464	452	462	467	19,989	25,582	21,834	
Receivables from Exchange Transactions - Property Rental Debtors	1700	3	1	1	1	1	1	1	4	15	9	
Interest on Arrear Debtor Accounts	1810	0	-	-	-	-	-	-	643	643	643	
Recoverable unauthorised, irregular, fruitless and wasteful expenditure	1820	-	-	-	-	-	-	-	-	-	-	
Other	1900	20,009	92	118	168	170	103	148	9,910	30,718	10,498	
Total By Income Source	2000	49,549	4,748	4,263	3,790	3,681	3,603	3,722	141,363	214,719	156,159	
2022/23 - totals only												
Debtors Age Analysis By Customer Group												
Organs of State	2200	3,505	282	193	173	159	136	128	7,432	12,007	8,028	
Commercial	2300	8,136	681	659	649	663	751	581	19,877	31,997	22,521	
Households	2400	37,084	3,661	3,227	2,870	2,757	2,621	2,898	108,896	164,014	120,042	
Other	2500	823	124	185	98	102	95	114	5,158	6,701	5,568	
Total By Customer Group	2600	49,549	4,748	4,263	3,790	3,681	3,603	3,722	141,363	214,719	156,159	

6. Creditors analysis

6.1 Supporting Table SC4

Creditors' age analysis

WC053 Beaufort West - Supporting Table SC4 Monthly Budget Statement - aged creditors - M09 March										
Description	NT Code	Budget Year 2025/26								Total
		0 - 30 Days	31 - 60 Days	61 - 90 Days	91 - 120 Days	121 - 150 Days	151 - 180 Days	181 Days - 1 Year	Over 1 Year	
Creditors Age Analysis By Customer Type										
Bulk Electricity	0100	8,712	0	1	-	-	-	1,259	49,443	59,415
Bulk Water	0200	-	-	-	-	-	-	1,439	13,566	15,005
PAYE deductions	0300	-	-	-	-	-	-	-	-	-
VAT (output less input)	0400	-	-	-	-	-	-	-	-	-
Pensions / Retirement deductions	0500	-	-	-	-	-	-	-	-	-
Loan repayments	0600	-	-	-	-	-	-	-	-	-
Trade Creditors	0700	1,281	37	3	40	1	2	1,077	14,691	17,133
Auditor General	0800	42	52	55	-	-	59	334	10,101	10,643
Other	0900	-	-	-	-	-	-	-	3	3
Medical Aid deductions	0950	-	-	-	-	-	-	-	-	-
Total By Customer Type	1000	10,035	89	59	40	1	61	4,109	87,804	102,199

7. Investment portfolio analysis

7.1 Supporting Table SC5

WC053 Beaufort West - Supporting Table SC5 Monthly Budget Statement - investment portfolio - M08 February					
Investments by maturity Name of institution & investment ID	Opening balance	Interest to be realised	Partial / Premature Withdrawal (4)	Investment Top Up	Closing Balance
R thousands					
Municipality					
Standard Bank	2,878	-	-	-	2,878
ABSA Bank	48,022	-	(11,308)	2,894	39,608
Nedbank	1,010	-	-	-	1,010
Investec	2,095	-	-	-	2,095
	-				-
					-
Municipality sub-total	54,004	-	(11,308)	2,894	45,590
Entities					
					-
					-
Entities sub-total	-		-	-	-
TOTAL INVESTMENTS AND INTEREST	54,004	-	(11,308)	2,894	45,590

The investment deposits during March 2026 related to the following:

- Own funds (Capital Replacement Reserve) – R 973,647.08;
- Equitable Share – R 17,655,094;
- Chemical Industries Education & Training Authority Allocation – R 410,400;
- Department of Local Government : Thusong Service Centres Grant (Sustainability: Operational Support Grant) – R 300,000;
- Department of Local Government : Municipal Energy Resilience Grant – R 400,000;
- Department of Local Government : Western Cape Municipal Interventions Grant – R 1,120,000;
- Municipal Infrastructure Grant (MIG) – R 7,694,000 ;
- Water Services Infrastructure Grant (WSIG) – R 15,428,000 and
- Integrated National Electrification Programme Grant (INEP) – R 1,992,000.

The investment withdrawals during March 2026 related to the following:

- R 3 million from own funds;
- Water Services Infrastructure Grant (WSIG) – R 4,819,291.41;
- Cultural Affairs & Sport: Library Service - Replacement Funding – R 510,060.22;
- Local Government Financial Management Grant (FMG) – R 41,143.68;
- Integrated National Electrification Programme Grant (INEP) – R 589,937.20;
- Department of Local Government : Municipal Water Resilience Grant – R 360,873.04;
- Department Cultural Affairs & Sport : Development of Sport and Recreation Facilities – R 148,580;
- SETA : Chemical Industries Education & Training Authority – R 111,000; and
- Municipal Infrastructure Grant (MIG) – R 2,062,322.04;

Interest earned on investments are capitalized on a quarterly basis by the municipality. The total interest that was earned during the third quarter of the financial year amounted to R 1,032,940.07.

Included in the balance of R 80,963,253.95 is the unspent conditional grants amounting to R 44,898,736.01 that are cash backed on investment.

8. Allocation and grant receipts and expenditure

8.1 Supporting Table SC6 – Grant receipts

WC053 Beaufort West - Supporting Table SC7(1) Monthly Budget Statement - transfers and grant receipts - M08 February										
Description	Ref	2024/25	Budget Year 2025/26							
		Audited Outcome	Original Budget	Adjusted Budget	Monthly actual	YearTD actual	YearTD budget	YTD variance	YTD variance %	Full Year Forecast
R thousands										
RECEIPTS:	1,2									
Operating Transfers and Grants										
National Government:		92,764	143,161	-	470	73,625	95,441	(21,816)	-22.9%	143,161
Equitable share		88,849	92,780	-	-	69,585	61,853	7,732	12.5%	92,780
Municipal Infrastructure Grant (MIG)		782	812	-	-	471	542	(71)	-13.1%	812
Local Government Financial Management Grant (FMG)		1,907	2,000	-	-	2,000	1,333	667	50.0%	2,000
Expanded Public Works Programme Integrated Grant (EPWP)		1,226	1,569	-	470	1,569	1,046	523	50.0%	1,569
Smart Meters Grant		-	46,000	-	-	-	30,667	(30,667)	-100.0%	46,000
Other transfers and grants [insert description]		-	-	-	-	-	-	-	-	-
Provincial Government:		11,905	9,092	-	2,424	7,993	6,061	1,932	31.9%	9,092
Provincial Treasury : Western Cape Financial Management Capacity Building Grant		2,725	495	-	-	495	330	165	50.0%	495
Provincial Treasury : Western Cape Municipal Financial Recovery Services Grant		310	-	-	-	-	-	-	-	-
Department of Infrastructure : Title Deeds Restraition Grant		-	399	-	-	-	266	(266)	-100.0%	399
Department Cultural Affairs & Sport: Replacement Funding for most vulnerable B3 Municipalities		6,903	7,272	-	2,424	7,272	4,848	2,424	50.0%	7,272
Department of Local Government : Municipal Energy Resilience Grant		-	400	-	-	-	267	(267)	-100.0%	400
Department of Local Government : Thusong Service Centres Grant (Sustainability: Operational Support Grant)		-	300	-	-	-	200	(200)	-100.0%	300
Department of Local Government : Community Development Workers (CDW) Operational Support Grant	4	226	226	-	-	226	151	75	50.0%	226
Department of Local Government : Western Cape Municipal Interventions Grant		1,741	-	-	-	-	-	-	-	-
Other transfers and grants [insert description]		-	-	-	-	-	-	-	-	-
District Municipality:		370	-	-	-	-	-	-	-	-
Central Karoo District Municipality		370	-	-	-	-	-	-	-	-
Other grant providers:		1,624	2,538	-	126	1,543	1,692	(149)	-8.8%	2,538
Chemical Industries Education & Training Authority		1,617	2,538	-	-	972	1,692	(720)	-42.6%	2,538
Local Government Sector Education and Training Authority		7	-	-	126	571	-	571	#DIV/0!	-
		-	-	-	-	-	-	-	-	-
Total Operating Transfers and Grants	5	106,663	154,791	-	3,020	83,161	103,194	(20,034)	-19.4%	154,791
Capital Transfers and Grants										
National Government:		23,925	66,234	-	-	36,503	44,156	(7,652)	-17.3%	66,234
Municipal Infrastructure Grant (MIG)		16,849	22,234	-	-	12,881	14,822	(1,941)	-13.1%	22,234
Integrated National Electrification Programme Grant (INEP)		6,983	9,000	-	-	4,050	6,000	(1,950)	-32.5%	9,000
Water Services Infrastructure Grant (WSIG)		-	35,000	-	-	19,572	23,333	(3,761)	-16.1%	35,000
Local Government Financial Management Grant (FMG)		93	-	-	-	-	-	-	-	-
Other capital transfers [insert description]		-	-	-	-	-	-	-	-	-
Provincial Government:		5,600	3,500	-	-	3,500	2,333	1,167	50.0%	3,500
Department of Local Government -Municipal Water Resilience Grant		2,500	3,500	-	-	3,500	2,333	1,167	50.0%	3,500
Department Cultural Affairs & Sport: Library Service - Community Library Services Grant		1,500	-	-	-	-	-	-	-	-
Department Cultural Affairs & Sport : Development of Sport and Recreation Facilities		1,100	-	-	-	-	-	-	-	-
Department of Local Government : Western Cape Municipal Interventions Grant		500	-	-	-	-	-	-	-	-
District Municipality:		-	-	-	-	-	-	-	-	-
Other capital transfers [insert description]		-	-	-	-	-	-	-	-	-
Other grant providers:		-	-	-	-	-	-	-	-	-
Other capital transfers [insert description]		-	-	-	-	-	-	-	-	-
Total Capital Transfers and Grants	5	29,525	69,734	-	-	40,003	46,489	(6,486)	-14.0%	69,734
TOTAL RECEIPTS OF TRANSFERS & GRANTS	5	136,188	224,525	-	3,020	123,164	149,683	(26,519)	-17.7%	224,525

The Beaufort West Municipality received intention to withhold letters from National Treasury in relation to the Municipal Infrastructure Grant (MIG), Integrated National Electrification Programme Grant (INEP) and Water Services Infrastructure Grant (WSIG).

At the end March 2026, National Treasury released the financial grant payments to municipalities for the 2025/26 financial year. The table below indicate the actual amounts that were withheld by National Treasury at the end of March 2026.

Grant	Intention to withhold amount	Actual amount withheld
Municipal Infrastructure Grant (MIG)	2,900,000	2,000,000
Integrated National Electrification Programme Grant (INEP)	2,900,000	2,958,000
Water Services Infrastructure Grant (WSIG)	9,800,000	-
Total	15,600,000	4,958,000

The impact of the withholding are reflected in the table below:

Grant	Amount Allocated	Actual withheld	Adjusted Amount
Municipal Infrastructure Grant (MIG)	23,046,000	- 2,000,000	21,046,000
Integrated National Electrification Programme Grant (INEP)	9,000,000	- 2,958,000	6,042,000

The projects funded by the Municipal Infrastructure Grant (MIG) will have to be adjusted downwards by R 2 million as well as the projects funded by the Integrated National Electrification Programme Grant (INEP) by R 2,958,000.

8.2 Supporting Table SC7 (1) – Grant expenditure

WC053 Beaufort West - Supporting Table SC7(1) Monthly Budget Statement - transfers and grant expenditure - M08 February										
Description	Ref	Budget Year 2025/26								
		Audited Outcome	Original Budget	Adjusted Budget	Monthly actual	YearTD actual	YearTD budget	YTD variance	YTD variance %	Full Year Forecast
R thousands										
EXPENDITURE										
Operating expenditure of Transfers and Grants										
National Government:		92,764	143,161	-	297	72,783	95,441	(22,658)	-23.7%	143,161
Equitable share		88,849	92,780	-	-	69,585	61,853	7,732	12.5%	92,780
Municipal Infrastructure Grant (MIG)		782	812	-	110	645	542	104	19.2%	812
Local Government Financial Management Grant (FMG)		1,907	2,000	-	51	1,385	1,333	52	3.9%	2,000
Expanded Public Works Programme Integrated Grant (EPWP)		1,226	1,569	-	135	1,167	1,046	121	11.6%	1,569
Smart Meters Grant		-	46,000	-	-	-	30,667	(30,667)	-100.0%	46,000
Other transfers and grants [insert description]		-	-	-	-	-	-	-	-	-
Provincial Government:		11,014	9,092	-	594	5,435	6,061	(626)	-10.3%	9,092
Provincial Treasury : Western Cape Financial Management Capacity Building Grant		2,304	495	-	-	-	330	(330)	-100.0%	495
Provincial Treasury : Western Cape Municipal Financial Recovery Services Grant		1,110	-	-	-	-	-	-	-	-
Department of Infrastructure : Title Deeds Resbration Grant		-	399	-	-	-	266	(266)	-100.0%	399
Department Cultural Affairs & Sport: Replacement Funding for most vulnerable B3 Municipalities		6,675	7,272	-	581	5,308	4,848	460	9.5%	7,272
Department of Local Government : Western Cape Municipal Interventions Grant		724	-	-	-	-	-	-	-	-
Department of Local Government : Municipal Energy Resilience Grant		-	400	-	-	-	267	(267)	-100.0%	400
Department of Local Government : Thusong Service Centres Grant (Sustainability: Operational Support Grant)		-	300	-	-	-	200	(200)	-100.0%	300
Department of Local Government : Community Development Workers (CDW) Operational Support Grant		201	226	-	13	127	151	(23)	-15.4%	226
Other transfers and grants [insert description]		-	-	-	-	-	-	-	-	-
District Municipality:		342	-	-	-	-	-	-	-	-
Central Karoo District Municipality		342	-	-	-	-	-	-	-	-
Other grant providers:		1,877	2,538	-	369	2,007	1,692	315	18.6%	2,538
Chemical Industries Education & Training Authority		1,283	2,538	-	248	1,469	1,692	(223)	-13.2%	2,538
Local Government Sector Education and Training Authority		7	-	-	122	538	-	538	#DIV/0!	-
Services SETA		587	-	-	-	-	-	-	-	-
Total operating expenditure of Transfers and Grants:		105,996	154,791	-	1,260	80,225	103,194	(22,969)	-22.3%	154,791
Capital expenditure of Transfers and Grants										
National Government:		23,925	66,234	-	4,910	18,187	44,156	(25,969)	-58.8%	66,234
Municipal Infrastructure Grant (MIG)		16,849	22,234	-	1,659	8,053	14,822	(6,769)	-45.7%	22,234
Integrated National Electrification Programme Grant (INEP)		6,983	9,000	-	556	1,215	6,000	(4,785)	-79.7%	9,000
Water Services Infrastructure Grant (WSIG)		-	35,000	-	2,696	8,918	23,333	(14,415)	-61.8%	35,000
Local Government Financial Management Grant (FMG)		93	-	-	-	-	-	-	-	-
Other capital transfers [insert description]		-	-	-	-	-	-	-	-	-
Provincial Government:		3,820	3,500	-	-	-	2,333	(2,333)	-100.0%	3,500
Department of Local Government -Municipal Water Resilience Grant		2,500	3,500	-	-	-	2,333	(2,333)	-100.0%	3,500
Department Cultural Affairs & Sport: Replacement Funding for most vulnerable B3 Municipalities		18	-	-	-	-	-	-	-	-
Department Cultural Affairs & Sport: Library Service - Community Library Services Grant		910	-	-	-	-	-	-	-	-
Department Cultural Affairs & Sport : Development of Sport and Recreation Facilities		-	-	-	-	-	-	-	-	-
Department of Local Government : Western Cape Municipal Interventions Grant		392	-	-	-	-	-	-	-	-
Other capital transfers [insert description]		-	-	-	-	-	-	-	-	-
District Municipality:		-	-	-	-	-	-	-	-	-
Other capital transfers [insert description]		-	-	-	-	-	-	-	-	-
Other grant providers:		-	-	-	-	-	-	-	-	-
Services SETA		-	-	-	-	-	-	-	-	-
Total capital expenditure of Transfers and Grants		27,745	69,734	-	4,910	18,187	46,489	(28,302)	-60.9%	69,734
TOTAL EXPENDITURE OF TRANSFERS AND GRANTS		133,742	224,525	-	6,170	98,412	149,683	(51,272)	-34.3%	224,525

8.2 Supporting Table SC7(2) Monthly Budget Statement - Expenditure against approved rollovers

WC053 Beaufort West - Supporting Table SC7(2) Monthly Budget Statement - Expenditure against approved rollovers - M09 March						
Description	Ref	Budget Year 2025/26				
		Approved Rollover 2024/25	Monthly actual	YearTD actual	YTD variance	YTD variance %
R thousands						%
EXPENDITURE						
Operating expenditure of Approved Roll-overs						
National Government:		-	-	-	-	
Other transfers and grants [insert description]		-	-	-	-	
Provincial Government:		1,794	350	350	1,444	80.5%
Provincial Treasury : Western Cape Financial Management Capacity Grant		421	101	101	320	76.0%
Cultural Affairs & Sport Library Service - Replacement Funding for most vulnerable B3 Municipalities		228	-	-	228	100.0%
Department Cultural Affairs & Sport Library Service - Community Library Services Grant		411	-	-	411	100.0%
Department of Local Government : Western Cape Municipal Interventions Grant		679	249	249	430	63.3%
Department of Local Government : Community Development Workers (CDW) Operational Support Grant		55	-	-	55	100.0%
District Municipality:		114	8	8	106	92.7%
Central Karoo District Municipality		114	8	8	106	92.7%
Other grant providers:		421	421	421	0	0.0%
Chemical Industries Education & Training Authority		421	421	421	0	0.0%
Services SETA		-	-	-	-	
Total operating expenditure of Approved Roll-overs		2,329	779	779	1,550	66.6%
Capital expenditure of Approved Roll-overs						
National Government:		-	-	-	-	
Other capital transfers [insert description]		-	-	-	-	
Provincial Government:		1,725	354	354	1,371	79.5%
Department Cultural Affairs & Sport Library Service - Community Library Services Grant		179	179	179	-	
Department Cultural Affairs & Sport : Development of Sport and Recreation Facilities		1,100	175	175	925	84.1%
Department of Local Government : Western Cape Municipal Interventions Grant		446	-	-	446	100.0%
District Municipality:		-	-	-	-	
Other capital transfers [insert description]		-	-	-	-	
Other grant providers:		-	-	-	-	
Services SETA		-	-	-	-	
Total capital expenditure of Approved Roll-overs		1,725	354	354	1,371	79.5%
TOTAL EXPENDITURE OF APPROVED ROLL-OVERS		4,054	1,133	1,133	2,921	72.1%

The table below provide a summary of the movements on the conditional grants for March 2026.

Summary of Unspent Conditional Grants - July 2025 - March 2026	
Conditional Grants - Opening Balance 1 July 2025	4,183,081.99
Grants Received During July 2025	58,552,378.79
Less : Grant Expenditure During July 2025	- 39,722,383.82
Closing Balance - 31 July 2025	23,013,076.96
Grants Received During August 2025	2,392,015.00
Less : Grant Expenditure During August 2025	- 4,089,751.54
Closing Balance - 31 August 2025	21,315,340.42
Grants Received During September 2025	3,891,000.00
Less : Grant Expenditure During September 2025	- 2,562,071.49
Closing Balance - 30 September 2025	22,644,268.93
Grants Received During October 2025	11,200,030.75
Less : Grant Expenditure During October 2025	- 5,003,230.72
Closing Balance - 31 October 2025	28,841,068.96
Grants Received During November 2025	13,152,000.00
Less : Grant Expenditure During November 2025	- 3,726,598.69
Closing Balance - 30 November 2025	38,266,470.27
Grants Received During December 2025	30,957,000.00
Less : Grant Expenditure During December 2025	- 33,372,757.51
Closing Balance - 31 December 2025	35,850,712.76
Grants Received During January 2026	-
Less : Grant Expenditure During January 2026	- 3,764,533.18
Closing Balance - 31 January 2026	32,086,179.58
Grants Received During February 2026	3,019,571.00
Less : Grant Expenditure During February 2026	- 6,170,377.20
Closing Balance - 28 February 2026	28,935,373.38
Opening Balance Correction	- 101,808.40
Grants Received During March 2026	49,435,775.94
Less : Grant Expenditure During March 2026	- 33,370,604.91
Closing Balance - 31 March 2026	44,898,736.01

The unspent conditional grant balance at the end of March amounted to R 44,898,736.01.

All unspent conditional grants were cash backed and on investment as at the end of March 2026.

9. Expenditure on councillor and board members allowances and employee benefits

9.1 Supporting Table SC8

WC053 Beaufort West - Supporting Table SC8 Monthly Budget Statement - councillor and staff benefits - M09 March										
Summary of Employee and Councillor remuneration	Ref	2024/25		Budget Year 2025/26						
		Audited Outcome	Original Budget	Adjusted Budget	Monthly actual	YearTD actual	YearTD budget	YTD variance	YTD variance %	Full Year Forecast
R thousands		A	B	C						D
Councillors (Political Office Bearers plus Other)	1									
Basic Salaries and Wages		5,787	6,548	7,063	502	4,361	5,297	(936)	-18%	7,063
Pension and UIF Contributions		-	-	-	-	-	-	-	-	-
Medical Aid Contributions		-	-	-	-	-	-	-	-	-
Motor Vehicle Allowance		136	136	68	6	57	51	6	11%	68
Cellphone Allowance		563	584	562	47	422	421	1	0%	562
Housing Allowances		-	-	-	-	-	-	-	-	-
Other benefits and allowances		50	51	49	4	37	37	0	0%	49
Sub Total - Councillors		6,536	7,320	7,742	558	4,877	5,807	(929)	-16%	7,742
Senior Managers of the Municipality	3									
Basic Salaries and Wages		2,864	4,331	2,445	234	1,860	1,834	26	1%	2,445
Pension and UIF Contributions		462	367	517	44	373	388	(15)	-4%	517
Medical Aid Contributions		223	100	194	20	135	145	(10)	-7%	194
Overtime		-	-	-	-	-	-	-	-	-
Performance Bonus		836	325	271	-	-	203	(203)	-100%	271
Motor Vehicle Allowance		291	181	281	25	206	211	(5)	-2%	281
Cellphone Allowance		69	72	88	8	66	66	(0)	-1%	88
Housing Allowances		-	-	-	-	-	-	-	-	-
Other benefits and allowances		73	82	0	(36)	0	0	(0)	-6%	0
Payments in lieu of leave		-	-	-	-	-	-	-	-	-
Long service awards		-	-	-	-	-	-	-	-	-
Post-retirement benefit obligations	2	-	-	-	-	-	-	-	-	-
Entertainment		-	-	-	-	-	-	-	-	-
Scarcity		263	348	240	20	180	180	(0)	0%	240
Acting and post related allowance		49	-	185	10	177	139	39	28%	185
In kind benefits		-	-	-	-	-	-	-	-	-
Sub Total - Senior Managers of Municipality		5,130	5,806	4,221	325	2,997	3,166	(169)	-5%	4,221
Other Municipal Staff										
Basic Salaries and Wages		85,951	101,446	92,358	7,212	65,600	69,269	(3,669)	-5%	92,358
Pension and UIF Contributions		14,434	17,628	15,878	1,255	11,267	11,909	(642)	-5%	15,878
Medical Aid Contributions		2,659	2,972	2,886	248	2,141	2,165	(24)	-1%	2,886
Overtime		4,718	4,793	6,015	506	4,223	4,511	(288)	-6%	6,015
Performance Bonus		6,632	7,634	6,628	3	6,634	4,971	1,663	33%	6,628
Motor Vehicle Allowance		223	324	251	2	122	188	(67)	-35%	251
Cellphone Allowance		142	158	526	10	95	394	(299)	-76%	526
Housing Allowances		712	496	505	44	379	379	0	0%	505
Other benefits and allowances		5,554	6,332	6,009	414	4,346	4,507	(161)	-4%	6,009
Payments in lieu of leave		541	-	578	68	654	433	221	51%	578
Long service awards		454	1,209	1,024	71	621	768	(147)	-19%	1,024
Post-retirement benefit obligations	2	4,447	1,667	5,588	151	1,276	4,191	(2,915)	-70%	5,588
Entertainment		-	-	-	-	-	-	-	-	-
Scarcity		-	-	-	-	-	-	-	-	-
Acting and post related allowance		1,838	681	1,568	120	1,070	1,176	(106)	-9%	1,568
In kind benefits		-	-	-	-	-	-	-	-	-
Sub Total - Other Municipal Staff		128,304	145,341	139,814	10,104	98,428	104,861	(6,433)	-6%	139,814
TOTAL SALARY, ALLOWANCES & BENEFITS		139,970	158,467	151,778	10,988	106,302	113,834	(7,532)	-7%	151,778
TOTAL MANAGERS AND STAFF		133,434	151,147	144,035	10,429	101,424	108,027	(6,603)	-6%	144,035

The total overtime and standby budget for the 2025/26 financial year amounts to R 7,526,950. The budget on these two expenditure items were adjusted upwards by R 1,374,305 from R 7,526,950 to R 8,901,255 with the adjustments budget tabled and approved by council in February 2026.

The expenditure on these two items at the end of March 2026 amounted to R 6,303,719.21 or 70.8% of the approved adjusted budget.

Expenditure Item	Original Budget	Adjusted Budget	Total Expenditure Quarter 1	Total Expenditure Quarter 2	Expenditure M07 - January 2026	Expenditure M08 - February 2026	Expenditure M09 - March 2026	Year TD actual Expenditure	% spend of Adjusted Budget
Overtime	4,793,383	6,014,501	1,151,983.10	1,184,224.42	830,419.87	551,585.58	497,857.84	4,216,070.81	70.1%
Standby Allowances	2,733,567	2,886,754	685,572.06	661,210.58	255,804.99	261,811.99	223,248.78	2,087,648.40	72.3%
Total	7,526,950	8,901,255	1,837,555.16	1,845,435.00	1,086,224.86	813,397.57	721,106.62	6,303,719.21	70.8%

The overtime and standby expenditure needs to be closely managed and monitored during the fourth quarter of the financial year to ensure that these costs remain within the adjusted budget allocated.

10. Capital programme performance

10.1 Supporting Table SC12

WC053 Beaufort West - Supporting Table SC12 Monthly Budget Statement - capital expenditure trend - M09 March									
Month	2024/25	Budget Year 2025/26							
	Audited Outcome	Original Budget	Adjusted Budget	Monthly actual	YearTD actual	YearTD budget	YTD variance	YTD variance	% spend of Adjusted Budget
R thousands								%	
Monthly expenditure performance trend									
July	2,459	5,168	5,168	0	0	5,168	5,168	100.0%	0%
August	2,459	5,168	5,168	2,386	2,386	10,336	7,951	76.9%	4%
September	2,459	5,168	5,168	930	3,316	15,505	12,189	78.6%	5%
October	2,459	5,168	5,168	3,009	6,325	20,673	14,348	69.4%	10%
November	2,459	5,168	5,168	2,451	8,776	25,841	17,065	66.0%	13%
December	2,459	5,168	5,168	779	9,555	31,009	21,454	69.2%	15%
January	2,459	5,168	5,168	2,244	11,799	36,177	24,378	67.4%	18%
February	2,459	5,168	5,168	4,271	16,071	41,346	25,275	61.1%	25%
March	2,459	5,168	5,950	8,620	24,690	47,295	22,605	47.8%	38%
April	2,459	5,168	5,950	-	-	53,245	-		
May	2,459	5,168	5,950	-	-	59,195	-		
June	2,459	5,168	5,950	-	-	65,145	-		
Total Capital expenditure	29,507	62,018	65,145	24,690					

Council originally approved a capital budget amounting to R 62,018,291 for the 2025/26 financial year. The capital budget were adjusted upwards by R 3,217,014 to R 65,145,305 with the adjustment budget approved by council in February 2026. The year to date expenditure at the end of March 2026 amounted to R 24,690,367.77 or 38% of the approved budget. Most of the Supply Chain Management have been concluded in the 3rd quarter of financial and contractors are on site.

Expenditure is expected to increase during the fourth quarter, towards the end of the financial year.

Chart C1 2025/26 Capital Expenditure Monthly Trend: actual v target

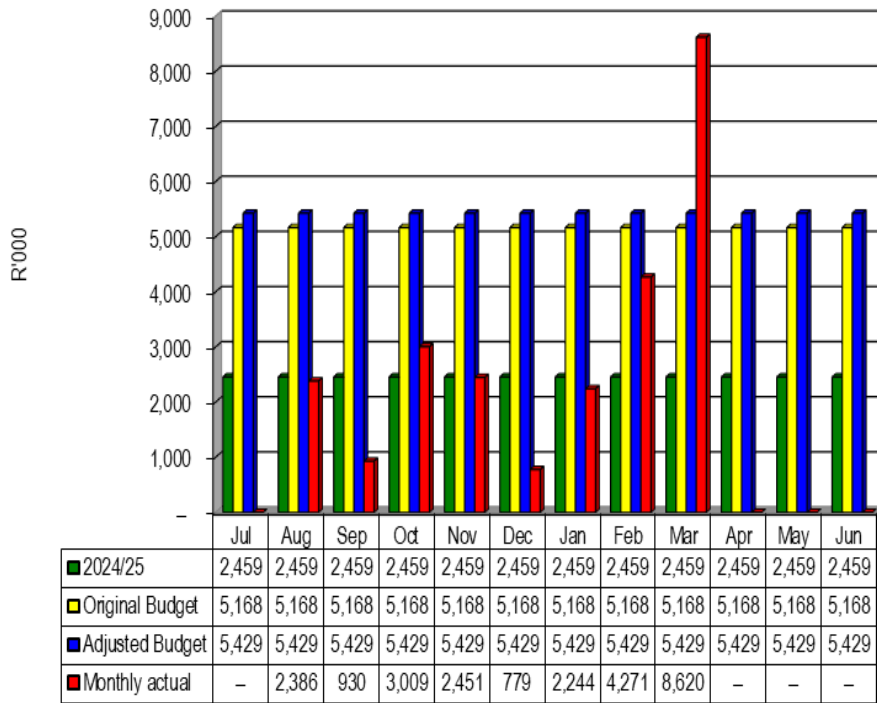
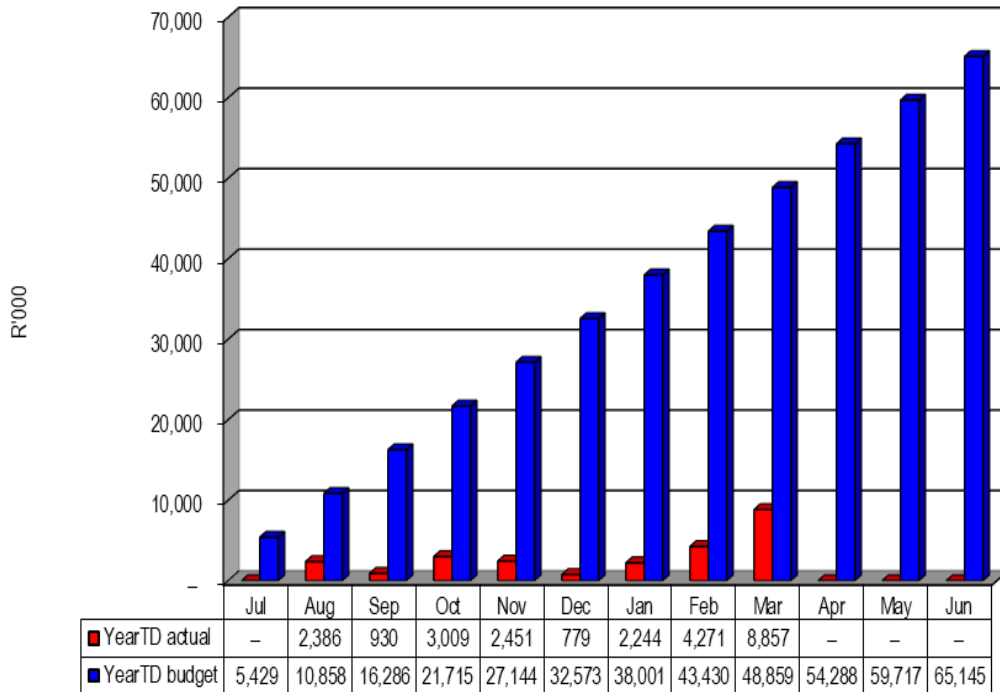


Chart C2 2025/26 Capital Expenditure: YTD actual v YTD target



10.2 Supporting Table SC13

10.2.1 Supporting Table SC13a

WC053 Beaufort West - Supporting Table SC13a Monthly Budget Statement - capital expenditure on new assets by asset class - M09 March										
Description	Ref	2024/25		Budget Year 2025/26						
		Audited Outcome	Original Budget	Adjusted Budget	Monthly actual	YearTD actual	YearTD budget	YTD variance	YTD variance %	Full Year Forecast
R thousands	1									
Capital expenditure on new assets by Asset Class/Sub-class										
Infrastructure		189	30,435	41,301	11,728	19,483	30,975	11,492	37.1%	41,301
Roads Infrastructure		-	-	10,866	7,406	7,406	8,149	744	9.1%	10,866
Roads		-	-	10,866	7,406	7,406	8,149	744	9.1%	10,866
Road Structures		-	-	-	-	-	-	-	-	-
Road Furniture		-	-	-	-	-	-	-	-	-
Capital Spares		-	-	-	-	-	-	-	-	-
Storm water Infrastructure		-	-	-	-	-	-	-	-	-
Drainage Collection		-	-	-	-	-	-	-	-	-
Storm water Conveyance		-	-	-	-	-	-	-	-	-
Attenuation		-	-	-	-	-	-	-	-	-
Electrical Infrastructure		-	-	-	-	-	-	-	-	-
Power Plants		-	-	-	-	-	-	-	-	-
HV Substations		-	-	-	-	-	-	-	-	-
HV Switching Station		-	-	-	-	-	-	-	-	-
HV Transmission Conductors		-	-	-	-	-	-	-	-	-
MV Substations		-	-	-	-	-	-	-	-	-
MV Switching Stations		-	-	-	-	-	-	-	-	-
MV Networks		-	-	-	-	-	-	-	-	-
LV Networks		-	-	-	-	-	-	-	-	-
Capital Spares		-	-	-	-	-	-	-	-	-
Water Supply Infrastructure		-	15,909	15,909	2,553	6,417	11,932	5,515	46.2%	15,909
Dams and Weirs		-	-	-	-	-	-	-	-	-
Boreholes		-	-	-	-	-	-	-	-	-
Reservoirs		-	-	-	-	-	-	-	-	-
Pump Stations		-	-	-	-	-	-	-	-	-
Water Treatment Works		-	15,909	15,909	2,553	6,417	11,932	5,515	46.2%	15,909
Bulk Mains		-	-	-	-	-	-	-	-	-
Distribution		-	-	-	-	-	-	-	-	-
Distribution Points		-	-	-	-	-	-	-	-	-
PRV Stations		-	-	-	-	-	-	-	-	-
Capital Spares		-	-	-	-	-	-	-	-	-
Sanitation Infrastructure		-	14,526	14,526	1,769	5,661	10,894	5,233	48.0%	14,526
Pump Station		-	-	-	-	-	-	-	-	-
Reticulation		-	-	-	-	-	-	-	-	-
Waste Water Treatment Works		-	14,526	14,526	1,769	5,661	10,894	5,233	48.0%	14,526
Outfall Sewers		-	-	-	-	-	-	-	-	-
Toilet Facilities		-	-	-	-	-	-	-	-	-
Capital Spares		-	-	-	-	-	-	-	-	-
Solid Waste Infrastructure		189	-	-	-	-	-	-	-	-
Landfill Sites		189	-	-	-	-	-	-	-	-
Waste Transfer Stations		-	-	-	-	-	-	-	-	-
Waste Processing Facilities		-	-	-	-	-	-	-	-	-
Waste Drop-off Points		-	-	-	-	-	-	-	-	-
Waste Separation Facilities		-	-	-	-	-	-	-	-	-
Electricity Generation Facilities		-	-	-	-	-	-	-	-	-
Capital Spares		-	-	-	-	-	-	-	-	-
Rail Infrastructure		-	-	-	-	-	-	-	-	-
Rail Lines		-	-	-	-	-	-	-	-	-
Rail Structures		-	-	-	-	-	-	-	-	-
Rail Furniture		-	-	-	-	-	-	-	-	-
Drainage Collection		-	-	-	-	-	-	-	-	-
Storm water Conveyance		-	-	-	-	-	-	-	-	-
Attenuation		-	-	-	-	-	-	-	-	-
MV Substations		-	-	-	-	-	-	-	-	-
LV Networks		-	-	-	-	-	-	-	-	-
Capital Spares		-	-	-	-	-	-	-	-	-
Coastal Infrastructure		-	-	-	-	-	-	-	-	-
Sand Pumps		-	-	-	-	-	-	-	-	-
Piers		-	-	-	-	-	-	-	-	-
Revetments		-	-	-	-	-	-	-	-	-
Promenades		-	-	-	-	-	-	-	-	-
Capital Spares		-	-	-	-	-	-	-	-	-
Information and Communication Infrastructure		-	-	-	-	-	-	-	-	-
Data Centres		-	-	-	-	-	-	-	-	-
Core Layers		-	-	-	-	-	-	-	-	-
Distribution Layers		-	-	-	-	-	-	-	-	-
Capital Spares		-	-	-	-	-	-	-	-	-

WC053 Beaufort West - Supporting Table SC13a Monthly Budget Statement - capital expenditure on new assets by asset class - M09 March										
Description	Ref	Budget Year 2025/26								
		2024/25 Audited Outcome	Original Budget	Adjusted Budget	Monthly actual	YearTD actual	YearTD budget	YTD variance	YTD variance %	Full Year Forecast
R thousands	1									
Capital expenditure on new assets by Asset Class/Sub-class										
Community Assets				7,594	1,147	1,147	5,695	4,548	79.9%	7,594
Community Facilities										
Halls										
Centres										
Crèches										
Clinics/Care Centres										
Fire/Ambulance Stations										
Testing Stations										
Museums										
Galleries										
Theatres										
Libraries										
Cemeteries/Crematoria										
Police										
Purts										
Public Open Space										
Nature Reserves										
Public Ablution Facilities										
Markets										
Stalls										
Abattoirs										
Airports										
Taxi Ranks/Bus Terminals										
Capital Spares										
Sport and Recreation Facilities				7,594	1,147	1,147	5,695	4,548	79.9%	7,594
Indoor Facilities										
Outdoor Facilities				7,594	1,147	1,147	5,695	4,548	79.9%	7,594
Capital Spares										
Heritage assets										
Monuments										
Historic Buildings										
Works of Art										
Conservation Areas										
Other Heritage										
Investment properties										
Revenue Generating										
Improved Property										
Unimproved Property										
Non-revenue Generating										
Improved Property										
Unimproved Property										
Other assets										
Operational Buildings										
Municipal Offices										
Pay/Enquiry Points										
Building Plan Offices										
Workshops										
Yards										
Stores										
Laboratories										
Training Centres										
Manufacturing Plant										
Depots										
Capital Spares										
Housing										
Staff Housing										
Social Housing										
Capital Spares										
Biological or Cultivated Assets										
Biological or Cultivated Assets										
Intangible Assets										
Servitudes										
Licences and Rights										
Water Rights										
Effluent Licenses										
Solid Waste Licenses										
Computer Software and Applications										
Land Settlement Software Applications										
Unspecified										
Computer Equipment		553	230	230	12	16	173	157	90.8%	230
Computer Equipment		553	230	230	12	16	173	157	90.8%	230
Furniture and Office Equipment		103	100	300		67	225	158	70.4%	300
Furniture and Office Equipment		103	100	300		67	225	158	70.4%	300
Machinery and Equipment		616	200	688		6	516	509	98.7%	688
Machinery and Equipment		616	200	688		6	516	509	98.7%	688
Transport Assets		10,629		1,599	1,287	1,287	1,199	(88)	-7.3%	1,599
Transport Assets		10,629		1,599	1,287	1,287	1,199	(88)	-7.3%	1,599
Land										
Land										
Zoo's, Marine and Non-biological Animals										
Zoo's, Marine and Non-biological Animals										
Living resources										
Mature										
Policing and Protection										
Zoological plants and animals										
Immature										
Policing and Protection										
Zoological plants and animals										
Total Capital Expenditure on new assets	1	12,090	30,965	51,711	14,174	22,006	38,783	16,777	43.3%	51,711

10.2.2 Supporting Table SC13b

WC053 Beaufort West - Supporting Table SC13b Monthly Budget Statement - capital expenditure on renewal of existing assets by asset class - M09 March										
Description	Ref	2024/25	Budget Year 2025/26							
		Audited Outcome	Original Budget	Adjusted Budget	Monthly actual	YearTD actual	YearTD budget	YTD variance	YTD variance %	Full Year Forecast
R thousands	1									
Capital expenditure on renewal of existing assets by Asset Class/Sub-class										
Infrastructure		-	77	-	-	-	-	-	-	-
Roads Infrastructure		-	77	-	-	-	-	-	-	-
Roads		-	77	-	-	-	-	-	-	-
Road Structures		-	-	-	-	-	-	-	-	-
Road Furniture		-	-	-	-	-	-	-	-	-
Capital Spares		-	-	-	-	-	-	-	-	-
Storm water Infrastructure		-	-	-	-	-	-	-	-	-
Drainage Collection		-	-	-	-	-	-	-	-	-
Storm water Conveyance		-	-	-	-	-	-	-	-	-
Attenuation		-	-	-	-	-	-	-	-	-
Electrical Infrastructure		-	-	-	-	-	-	-	-	-
Power Plants		-	-	-	-	-	-	-	-	-
HV Substations		-	-	-	-	-	-	-	-	-
HV Switching Station		-	-	-	-	-	-	-	-	-
HV Transmission Conductors		-	-	-	-	-	-	-	-	-
MV Substations		-	-	-	-	-	-	-	-	-
MV Switching Stations		-	-	-	-	-	-	-	-	-
MV Networks		-	-	-	-	-	-	-	-	-
LV Networks		-	-	-	-	-	-	-	-	-
Capital Spares		-	-	-	-	-	-	-	-	-
Water Supply Infrastructure		-	-	-	-	-	-	-	-	-
Dams and Weirs		-	-	-	-	-	-	-	-	-
Boreholes		-	-	-	-	-	-	-	-	-
Reservoirs		-	-	-	-	-	-	-	-	-
Pump Stations		-	-	-	-	-	-	-	-	-
Water Treatment Works		-	-	-	-	-	-	-	-	-
Bulk Mains		-	-	-	-	-	-	-	-	-
Distribution		-	-	-	-	-	-	-	-	-
Distribution Points		-	-	-	-	-	-	-	-	-
PRV Stations		-	-	-	-	-	-	-	-	-
Capital Spares		-	-	-	-	-	-	-	-	-
Sanitation Infrastructure		-	-	-	-	-	-	-	-	-
Pump Station		-	-	-	-	-	-	-	-	-
Reticulation		-	-	-	-	-	-	-	-	-
Waste Water Treatment Works		-	-	-	-	-	-	-	-	-
Outfall Sewers		-	-	-	-	-	-	-	-	-
Toilet Facilities		-	-	-	-	-	-	-	-	-
Capital Spares		-	-	-	-	-	-	-	-	-
Solid Waste Infrastructure		-	-	-	-	-	-	-	-	-
Landfill Sites		-	-	-	-	-	-	-	-	-
Waste Transfer Stations		-	-	-	-	-	-	-	-	-
Waste Processing Facilities		-	-	-	-	-	-	-	-	-
Waste Drop-off Points		-	-	-	-	-	-	-	-	-
Waste Separation Facilities		-	-	-	-	-	-	-	-	-
Electricity Generation Facilities		-	-	-	-	-	-	-	-	-
Capital Spares		-	-	-	-	-	-	-	-	-
Rail Infrastructure		-	-	-	-	-	-	-	-	-
Rail Lines		-	-	-	-	-	-	-	-	-
Rail Structures		-	-	-	-	-	-	-	-	-
Rail Furniture		-	-	-	-	-	-	-	-	-
Drainage Collection		-	-	-	-	-	-	-	-	-
Storm water Conveyance		-	-	-	-	-	-	-	-	-
Attenuation		-	-	-	-	-	-	-	-	-
MV Substations		-	-	-	-	-	-	-	-	-
LV Networks		-	-	-	-	-	-	-	-	-
Capital Spares		-	-	-	-	-	-	-	-	-
Coastal Infrastructure		-	-	-	-	-	-	-	-	-
Sand Pumps		-	-	-	-	-	-	-	-	-
Piers		-	-	-	-	-	-	-	-	-
Revetments		-	-	-	-	-	-	-	-	-
Promenades		-	-	-	-	-	-	-	-	-
Capital Spares		-	-	-	-	-	-	-	-	-
Information and Communication Infrastructure		-	-	-	-	-	-	-	-	-
Data Centres		-	-	-	-	-	-	-	-	-
Core Layers		-	-	-	-	-	-	-	-	-
Distribution Layers		-	-	-	-	-	-	-	-	-
Capital Spares		-	-	-	-	-	-	-	-	-

WC053 Beaufort West - Supporting Table SC13b Monthly Budget Statement - capital expenditure on renewal of existing assets by asset class - M09 March										
Description	Ref	2024/25				Budget Year 2025/26				
		Audited Outcome	Original Budget	Adjusted Budget	Monthly actual	YearTD actual	YearTD budget	YTD variance	YTD variance %	Full Year Forecast
R thousands	1									
Capital expenditure on renewal of existing assets by Asset Class/Sub-class										
Community Assets										
Community Facilities										
Halls										
Centres										
Crèches										
Clinics/Care Centres										
Fire/Ambulance Stations										
Testing Stations										
Museums										
Galleries										
Theatres										
Libraries										
Cemeteries/Crematoria										
Police										
Parks										
Public Open Space										
Nature Reserves										
Public Ablution Facilities										
Markets										
Stalls										
Abattoirs										
Airports										
Taxi Ranks/Bus Terminals										
Capital Spares										
Sport and Recreation Facilities										
Indoor Facilities										
Outdoor Facilities										
Capital Spares										
Heritage assets										
Monuments										
Historic Buildings										
Works of Art										
Conservation Areas										
Other Heritage										
Investment properties										
Revenue Generating										
Improved Property										
Unimproved Property										
Non-revenue Generating										
Improved Property										
Unimproved Property										
Other assets										
Operational Buildings										
Municipal Offices										
Pay/Enquiry Points										
Building Plan Offices										
Workshops										
Yards										
Stores										
Laboratories										
Training Centres										
Manufacturing Plant										
Depots										
Capital Spares										
Housing										
Staff Housing										
Social Housing										
Capital Spares										
Biological or Cultivated Assets										
Biological or Cultivated Assets										
Intangible Assets		101								
Servitudes										
Licences and Rights		101								
Water Rights										
Effluent Licenses										
Solid Waste Licenses										
Computer Software and Applications		101								
Load Settlement Software Applications										
Unspecified										
Computer Equipment										
Computer Equipment										
Furniture and Office Equipment										
Furniture and Office Equipment										
Machinery and Equipment										
Machinery and Equipment										
Transport Assets										
Transport Assets										
Land										
Land										
Zoo's, Marine and Non-biological Animals										
Zoo's, Marine and Non-biological Animals										
Living resources										
Mature										
Fencing and Protection										
Zoological plants and animals										
Immature										
Fencing and Protection										
Zoological plants and animals										
Total Capital Expenditure on renewal of existing assets	1	101	77							

10.2.3 Supporting Table SC13e

WC053 Beaufort West - Supporting Table SC13e Monthly Budget Statement - capital expenditure on upgrading of existing assets by asset class - M09 March										
Description	Ref	2024/25	Budget Year 2025/26							
		Audited Outcome	Original Budget	Adjusted Budget	Monthly actual	YearTD actual	YearTD budget	YTD variance	YTD variance %	Full Year Forecast
R thousands	1									
Capital expenditure on upgrading of existing assets by Asset Class/Sub-class										
Infrastructure		9,643	23,421	10,870	(5,372)	1,890	8,152	6,263	76.8%	10,870
Roads Infrastructure		426	12,551	-	(6,205)	-	-	-	-	-
Roads		426	12,551	-	(6,205)	-	-	-	-	-
Road Structures		-	-	-	-	-	-	-	-	-
Road Furniture		-	-	-	-	-	-	-	-	-
Capital Spares		-	-	-	-	-	-	-	-	-
Storm water Infrastructure		-	-	-	-	-	-	-	-	-
Drainage Collection		-	-	-	-	-	-	-	-	-
Storm water Conveyance		-	-	-	-	-	-	-	-	-
Attenuation		-	-	-	-	-	-	-	-	-
Electrical Infrastructure		6,072	7,826	7,826	519	1,576	5,870	4,294	73.2%	7,826
Power Plants		-	-	-	-	-	-	-	-	-
6,072		6,072	-	-	-	-	-	-	-	-
HV Substations		-	-	-	-	-	-	-	-	-
HV Switching Station		-	-	-	-	-	-	-	-	-
HV Transmission Conductors		-	-	-	-	-	-	-	-	-
MV Substations		-	7,826	7,826	519	1,576	5,870	4,294	73.2%	7,826
MV Switching Stations		-	-	-	-	-	-	-	-	-
MV Networks		-	-	-	-	-	-	-	-	-
LV Networks		-	-	-	-	-	-	-	-	-
Capital Spares		-	-	-	-	-	-	-	-	-
Water Supply Infrastructure		3,145	3,043	3,043	314	314	2,283	1,969	86.3%	3,043
Dams and Weirs		-	-	-	-	-	-	-	-	-
2,275		2,275	2,261	2,261	-	-	1,696	1,696	100.0%	2,261
Reservoirs		-	-	-	-	-	-	-	-	-
Pump Stations		-	-	-	-	-	-	-	-	-
Water Treatment Works		-	-	-	-	-	-	-	-	-
Bulk Mains		-	-	-	-	-	-	-	-	-
870		870	783	783	314	314	587	273	46.5%	783
Distribution		-	-	-	-	-	-	-	-	-
Distribution Points		-	-	-	-	-	-	-	-	-
PRV Stations		-	-	-	-	-	-	-	-	-
Capital Spares		-	-	-	-	-	-	-	-	-
Sanitation Infrastructure		-	-	-	-	-	-	-	-	-
Pump Station		-	-	-	-	-	-	-	-	-
Reticulation		-	-	-	-	-	-	-	-	-
Waste Water Treatment Works		-	-	-	-	-	-	-	-	-
Outfall Sewers		-	-	-	-	-	-	-	-	-
Toilet Facilities		-	-	-	-	-	-	-	-	-
Capital Spares		-	-	-	-	-	-	-	-	-
Solid Waste Infrastructure		-	-	-	-	-	-	-	-	-
Landfill Sites		-	-	-	-	-	-	-	-	-
Waste Transfer Stations		-	-	-	-	-	-	-	-	-
Waste Processing Facilities		-	-	-	-	-	-	-	-	-
Waste Drop-off Points		-	-	-	-	-	-	-	-	-
Waste Separation Facilities		-	-	-	-	-	-	-	-	-
Electricity Generation Facilities		-	-	-	-	-	-	-	-	-
Capital Spares		-	-	-	-	-	-	-	-	-
Rail Infrastructure		-	-	-	-	-	-	-	-	-
Rail Lines		-	-	-	-	-	-	-	-	-
Rail Structures		-	-	-	-	-	-	-	-	-
Rail Furniture		-	-	-	-	-	-	-	-	-
Drainage Collection		-	-	-	-	-	-	-	-	-
Storm water Conveyance		-	-	-	-	-	-	-	-	-
Attenuation		-	-	-	-	-	-	-	-	-
MV Substations		-	-	-	-	-	-	-	-	-
LV Networks		-	-	-	-	-	-	-	-	-
Capital Spares		-	-	-	-	-	-	-	-	-
Coastal Infrastructure		-	-	-	-	-	-	-	-	-
Sand Pumps		-	-	-	-	-	-	-	-	-
Piers		-	-	-	-	-	-	-	-	-
Revetments		-	-	-	-	-	-	-	-	-
Promenades		-	-	-	-	-	-	-	-	-
Capital Spares		-	-	-	-	-	-	-	-	-
Information and Communication Infrastructure		-	-	-	-	-	-	-	-	-
Data Centres		-	-	-	-	-	-	-	-	-
Core Layers		-	-	-	-	-	-	-	-	-
Distribution Layers		-	-	-	-	-	-	-	-	-
Capital Spares		-	-	-	-	-	-	-	-	-

11. Material variances to the SDBIP

11.1 Over view

SDBIP reports are compiled on a quarterly basis at this time.

12. Annexure A: Compliance with the conditions for Municipal (Eskom) and Water Debt Relief

Eskom Debt Relief

12.1. MFMA Circular 124 – Municipal Compliance Self-Assessment;

12.2. Municipal Debt Relief Performance across the period of debt relief participation;

12.3. Provincial Treasury Debt Relief Compliance Assessment;

12.4. MFMA Circular 124 – Condition 6.6 (Electricity and Water as Collection Tools) and Condition 6.7 (Maintain a minimum average collection of property rates and service charges);

12.5. MFMA Circular 124 – Condition 6.8 (Completeness of the revenue base);

12.6. MFMA Circular 124 – Condition 6.3 and Condition 6.12; and

12.7. The remedial actions necessary and / or undertaken to improve the municipality's monthly compliance in terms of the Municipal (Eskom) Debt relief Conditions.

Water Debt Relief

12.8. Water Debt Relief Guideline (Condition 7.3.1.1) – Municipality Compliance Self-Assessment

12.9. Water Debt Relief Performance across the period of debt relief participation

12.10. The National / Provincial Treasury Water Debt Relief Compliance Assessment

12.11. Maintaining the Eskom bulk current account & Losses

12.12. Maintaining the Water bulk current account & Losses

12.13. Reduction of Water and Electricity Losses



MUNISIPALITEIT - MUNICIPALITY - UMASIPALA-WASE

BEAUFORT-WES/BEAUFORT WEST/BHOBHOFOLO

KANTOOR VAN DIE DIREKTEUR : FINANSIële DIENSTE

OFFICE OF THE DIRECTOR : FINANCIAL SERVICES

Verwysing
Reference
Isalathiso

Reports

Privaatsak / Private Bag 582
Faks/Fax: (023) 4148105
Tel. (023) 4148100

Navrae
Enquiries
Imibuzo

AC Makendiana

e-pos / e-mail: treasury@beaufortwestmun.co.za
Kerkstraat 15 Church Street
BEAUFORT-WES
BEAUFORT WEST
BHOBHOFOLO
6970

Datum
Date
Umhla

2026/04/16

QUALITY CERTIFICATE

I, **G ESAU** <gerald@beaufortwest.gov.za>, the Acting Municipal Manager of Beaufort West Municipality, hereby certify that:-

- The monthly budget statement
- Quality report on the implementation of the budget and financial state affairs of the Municipality
- Mid-year budget and performance assessment

For the month of **MARCH 2026** has been prepared in accordance with the Municipal Finance Management Act and Regulations made under the Act.

Information has been reviewed by the CFO **BS JACOBS**

Print name: **BS JACOBS**

Acting Municipal Manager of Beaufort West Municipality:
WC053

Signature:

Date: 9/4/2026

Annexure A

Section 12

Compliance with the conditions for Municipal Debt Relief

March 2026

Eskom Debt Relief

**12.1 MFMA Circular 124 – Municipality Compliance Self-Assessment –
March 2026**



Annexure A2 - Monthly

National Treasury
Municipal Debt Relief
 MFMA Circular No. 124
 Municipal Finance Management Act No. 56 of 2003

Municipality Self-Assessment

Certificate of Compliance: Municipal Debt Relief Conditions for Application

Period:
 National Financial Year:
 Demarcation Code of Municipality being assessed:

District:
 Demarcation Description:

I, Ms Gugu Mashiteng, hereby certify that the provincial treasury monitored the compliance against the conditions of Municipal Debt Relief as set-out in MFMA Circular No. 124 and that the Provincial Treasury is satisfied and certifies that the said municipality fully complies with the conditions as set-out in the table below:

Municipal Debt Relief Conditions (Monthly reporting)

Condition	Choose from drop down list	Notes/Comments
6.3 + 6.12 6.12.2	<p>Maintaining the Eskom and bulk water current account – <small>(current account for the purpose of this exercise means the account for a single month's consumption);</small></p> <p>- Has the municipality paid its bulk water current account within 30 days of receiving the relevant invoice (this applies to all municipalities, including metros)? <small>Note - refer condition 6.12.2.</small></p>	<p><input type="text" value="Yes"/></p>
6.12.2	<p>- Has the municipality submitted the supporting evidence of the bulk water current account payment to the National Treasury, the Water Board and/or Water Trading Entity within 1 day of making any such payment (in PDF format) via the GoMuni Upload Portal https://guploadportal.treasury.gov.za?</p>	<p><input type="text" value="Yes"/></p> <p>Proof of payments were uploaded on GoMuni</p>
6.12.2	<p>- Does the amount of the bulk water current account payment as per the proof of payment reconcile to the amount recorded on the financial system as per the mSCOA data string and the section 41(2) MFMA statement of the Water Board and/ or Water Trading Entity?</p>	<p><input type="text" value="Yes"/></p>
6.3.1	<p>- Has the municipality paid its Eskom bulk current account within 30 days of receiving the relevant invoice (this applies to all municipalities, including metros)? <small>Note - current account in terms of municipal debt relief approval means the total Eskom charges for the billing period plus VAT plus any component that may be due in terms of a payment arrangement of "New arrears" (March 2023 and / or subsequent current account(s) up to the date of NT approval of the application.</small></p>	<p><input type="text" value="Yes"/></p>

Handwritten signature

5	6.3.2 6.3.3 6.3.4	<p>- Has the municipality submitted the supporting evidence of the bulk Eskom current account payment to the National Treasury and Eskom within 1 day of making any such payment (in PDF format) via the GoMuni Upload Portal https://uploadportal.treasury.gov.za/</p> <p>- Does the amount as per the proof of payment reconcile to the amount recorded on the financial system as per the MSCOA data string and the section 41(2) MFMA statement of Eskom?</p>	<p>Yes</p> <p>Yes</p>	<p>Proof of payments were uploaded on GoMuni</p>
6	6.4	Compliance with a funded MTREF – (choose from drop down list the MTREF assessed)		
7	6.4.1	- Is the municipality's MTREF funded and aligning to the National Treasury's Budget Funding Guidelines - http://mfma.treasury.gov.za/Guidelines/Pages/Funding.aspx?	No	
8	6.4.1	- Has the municipality budgeted for any operating surplus on the A1 Schedule (Table A4 – Budgeted Financial Performance) of the Municipal Budget- and Reporting Regulations?	Yes	
9	6.4.1	- Has the municipality made adequate provision for debt impairment (considering the actual collection of revenue and property rates during the 12 months immediately preceding the tabling of the budget) on the A1 Schedule (Table A4 - Budgeted Financial Performance) of the Municipal Budget-and Reporting Regulations?	Yes	
10	6.4.1	<p><i>Note - For example, if the municipality during the preceding 12 months only managed to collect 60 per cent of its revenue (also property rates), the provision for debt impairment aligning with the historic collection trend should align to 40 per cent of the 2023/24 MTREF revenue projections (also property rates). If the municipality merely used the debt impairment to 'balance' the budget and there is no real alignment between the provision for such with the actual collection of revenue, the Provincial Treasury must respond to this item as: "No".</i></p> <p>- Has the municipality made adequate provision for depreciation and asset impairment (considering its asset register and physical state of assets) on the A1 Schedule) Table A4 - Budgeted Financial Performance) of the Municipal Budget-and Reporting Regulations?</p>	Yes	
11	6.4.2	<p><i>Note - If the municipality merely used the depreciation and asset impairment to 'balance' the budget and there is no real alignment between the provision for such with the state of assets/asset register, the Provincial Treasury must respond to this item as: "No".</i></p> <p>- If the municipality's MTREF is not funded, has it tabled and adopted a credible Budget Funding Plan as part of the MTREF budget (refer item 9.3 of MFMA Budget Circular no. 122.09 December 2022)?</p>	There is an FRP	
12	6.4.2	<p><i>Note - If the municipality has an FRP, a separate budget funding plan is not necessary. However, the PT / NT must assess whether the existing FRP incorporates / will give effect to a funded MTREF. If not, the FRP requires strengthening.</i></p> <p>- If the municipality's MTREF is not funded and it has an FRP per the legislative framework, does the existing FRP incorporate a credible Budget Funding Plan (will the FRP give effect to a funded MTREF over the period of the FRP) - aligning with the principles of a budget funding plan as envisaged in item 9.3 of MFMA Budget Circular no. 122.09 December 2022)?</p> <p><i>Note - only if the municipality does not have an FRP may "N/A" be selected from the dropdown list.</i></p>	Yes	
13	6.4.2	- Does the municipality's annual and monthly cashflow projections included on the A1 Schedule (Table A7 - Budgeted Cash Flows and Supporting Table SA 30 – Budgeted Monthly Cash Flows) of the Municipal Budget and Reporting Regulations aligns with and gives effect to the municipality's Budget Funding Plan strategy (or the FRP strategy) and related seasonal trends (For example higher winter Eskom tariffs, lower January collection rates, etc.?)	Yes	

14	6.5	Cost reflective tariffs – (excluding metros) has the municipality included its completed tariff tool (refer MFMA Circular no. 98 and item 5.2 of MFMA Budget Circular no. 122) as part of the municipality's annual tabled and adopted MITREF submissions with effect the tabling of the 2023/24 MITREF?	Yes	
15	6.6	Electricity and water as collection tools – has the municipality, with effect from the tabling of the 2023/24 MITREF, demonstrated, through its by-laws and budget related policies that:		
16	6.6.1	- the municipality issues a consolidated monthly bill to all consumers/property owners in terms of which all partial payments received are allocated in the following order of priority: firstly, to property rates, thereafter to water, wastewater, refuse removal and lastly to electricity?	Yes	
17	6.6.2	- the municipality disconnects electricity services and/or block the purchasing of pre-paid electricity of any defaulting consumer/property owner unless the defaulter already registered as an indigent consumer with the municipality?	Yes	
18	6.6.3	- the municipality is restricting and/or interrupting the supply of water of any defaulting consumer/ property owner unless the defaulter already registered as an indigent consumer with the municipality? Note: In terms of this condition the municipality must undertake such restriction/ interruption of water together with the municipal engineer(s) to ensure a minimum supply of waste water.	Yes	
19	6.6.4	- if the defaulting consumer/property owner is registered as an indigent consumer with the municipality, is the monthly supply of electricity and water to that consumer/property owner physically restricted to the monthly national basic free electricity- and water limits of 50 Kilowatt electricity and 6 Kilolitres water, respectively? Note – the municipality's monthly MFMA s.71 statement must include as part of the narratives the indigent information in the required NT format.	Yes	
20	6.7	Supporting evidence: The National Treasury and/ or provincial Treasury's related budget assessment confirms the municipality's relevant MITREF's related budget policies and by-laws demonstrate compliance with paragraph 6.6.		
21	6.7.1	Maintain a minimum average quarterly collection of property rates and services charges – - Has the municipality achieved a minimum of 80 per cent average quarterly collection of property rates and service charges with effect from 01 April 2023 and 85 per cent average quarterly collection with effect from 01 April 2024 during any quarter - demonstrated in the MFMA s.71 monthly and quarterly statement(s) and mSCOA data strings uploaded via the GoMuni Upload Portal?	No	The collection rate for March 2026 - Reporting for February in March for the whole demarcation was 89% and the collection rate excluding Eskom supplied areas amounted to 91%.
22	6.7.2	Note - although the norm oral standard for collection (MFMA Circular No. 71) is a 95 per cent threshold, municipalities under the debt relief support will be exempted for the first two years from adhering to this norm.		
23	6.7.2.1	- If the response in 6.7.1 is "No" and the municipality is unable to achieve the minimum average quarterly collection as per paragraph 6.7.1, has the municipality demonstrated to the satisfaction of National Treasury the following : * the underperformance directly relates to Eskom supplied areas where the municipality does not have electricity as a collection tool and that the average quarterly collection of the municipality (excluding Eskom supplied areas) equals the required quarterly average collection set-out in paragraph 6.7.1;	Yes	
24	6.7.2.2	* the municipality for technical engineering reasons is unable to physically restrict and/or limit the supply of water in the Eskom supplied area(s)?	Yes	
25	6.7.2.3	* the municipality before 01 February 2024 attempted to enter into a service delivery agreement with Eskom for purposes of municipal revenue collection in the Eskom supplied area(s) as envisaged in sections 76 to 78 of the Municipal Systems Act, 2000 and that such failed and the reason(s) for the failure?	Yes	

A.

23	6.7.3	- The municipality has progressively installed smart pre-paid meters in the municipality supplied areas to improve its collection and only then, on an individual case-by-case basis, considered writing off the debt of its customers, within its normal credit control process?	Yes	
24	6.7.4	- Has the municipality adopted a policy to install any new electricity connection in the demarcated area with effect the 2023/24 MTREF with a smart pre-paid meter?	Yes	
25	6.7.5	- Has the municipality's 2023/24, 2024/25 and 2025/26 tabled and adopted capital budgets and MFMA section 71 statements reflected the approach set-out in 6.7.3 and 6.7.4?	Yes	
26	6.8	Municipality's Completeness of the revenue base –		
26	6.8.1	- Has the municipality demonstrated through the National Treasury property rates reconciliation tool that the municipality's billing system perfectly aligns to its Council approved Valuation Roll (GVR) and/ or any subsequent supplementary GVR compiled by the registered municipal valuer?	No	
27	6.8.1	- if the response in 6.8.1 is "No", has the municipality demonstrated the steps taken to correct the variances identified? <i>Note - monthly progress against the action plan to address variances to be included as part of the municipality's debt relief compliance reporting in the MFMA s.71 statement</i>	Yes	The Beaufort West Municipality implemented a new valuation roll on the 1st of July 2024. Category discrepancies were reduced significantly and are being addressed. The municipality over-bill by R 7,800.75 (immaterial). It was caused by category differences and an error in updating EMS to the latest SV.
28	6.8.2	- For the latest ending Quarter -Has the municipality submitted its completed billing system, GVR and/or interim GVR reconciliations required in terms of paragraph 5.8.1 to the National Treasury quarterly (refer MFMA Circulars no. 93, 98, 107 and 108) to the upload portal on https://iguploadportal.treasury.gov.za ?	Yes	
29	6.9	Monitor and report on implementation –		
29	6.9.1	- MFMA section 71 reporting – has the municipal council and senior management team instituted processes to monitor and enforce accountability for the implementation of the municipality's funded budget and Budget Funding Plan where relevant?	Yes	
30	6.9.2	- if progress is slow in terms of paragraph 6.9.1, is the active intervention evident from the narratives supporting the municipality's monthly MFMA section 71 reporting and recorded on the financial system as per the mSCOA data string? <i>Note - condition 6.9.2 has a typing error and must refer to 6.9.1</i>	Yes	
31	6.9.3	- Municipalities with financial recovery plans (FRP) – if the municipality has a FRP as envisaged in the prevailing local government legislative framework, is the municipality reporting monthly its progress in implementing its FRP to the Provincial Executive?	Yes	
32	6.9.4	- If the municipality has an FRP, with effect from 01 April 2023, parallel to submitting its monthly FRP progress report to the Provincial Executive, has the municipality also submitted the FRP progress report to the National Treasury: Municipal Financial Recovery Service (MFRS) timeously via the GoMuni Upload Portal https://iguploadportal.treasury.gov.za/ ?	Yes	Report submitted and uploaded on GoMun awaiting approval.
33	6.10	<i>Note - a municipality with a FRP may only benefit from the Municipal Debt Support programme if the FRP progress report was submitted to both the Provincial Executive and MFRS.</i> <i>Provincial Treasury Note - Provincial Treasury certification of municipal compliance – in terms of section 5 and 74 of the MFMA, with effect from 01 April 2023, a delegated municipality may not benefit from Municipal Debt Relief, unless:</i>		
33	6.10.1	- has the relevant Provincial Treasury (delegated) / National Treasury (non-delegated) monthly monitored the municipality's compliance in terms of these conditions?	Yes	
34	6.10.2	- has the Head of the relevant Provincial Treasury (delegated) monthly certified the municipality's compliance to these conditions, to the National Treasury's satisfaction as envisaged in the conditions for provincial treasuries (refer paragraph 4.1.1 to 4.1.5 of MFMA Circular no. 124) and timeously uploaded the compliance certificate via the GoMuni Upload Portal https://iguploadportal.treasury.gov.za/ ? <i>Note - in the case of a non-delegated municipality the National Treasury to issue the compliance certificate.</i>	Yes	

A

6.10.3	- has the Provincial Treasury failed to rectify any provincial treasury non-compliance with any of the conditions for provincial treasuries (refer paragraph 4.1.1 to 4.1.6 of MFMA Circular no. 124) within one month of the non-compliance occurring?	No	
	<i>Note - if the PT failed to address its failure, such non-compliance will be considered as non-compliance by the municipality in terms of paragraph 6.1.1.</i>		
6.11	Limitation on municipality borrowing powers - has the municipality borrowed since its initial or any subsequent benefit in terms of this municipal debt support programme?	No	
	<i>Note - there is a prohibition on municipal borrowing for three consecutive municipal financial years from the date of the municipality's initial or any subsequent benefit in terms of this municipal debt support programme. NT confirms that MFMA Circular No. 124 condition 6.11 (Limitation on municipality borrowing powers) will only be enforced in relation to new long term loans entered into after the effective date of debt relief approval as envisaged in MFMA section 46. Short term borrowing, including making use of an overdraft for in-year budgeting purposes are not considered within the ambit of this condition.</i>		
6.12	For the duration of the Municipal Debt Relief (to ensure proper management of resources):		
6.12.1	- has the municipality apportioned and ring-fenced in a sub-account to its primary bank account – (a) all electricity, water and sanitation revenue the municipality collects in any month; and (b) the component of the Local Government Equitable Share (LGES) the municipality earmarked to provide free basic electricity, water and sanitation?	Yes	
6.12.2	- has the municipality during the month first applied the revenue in the sub-account (required per paragraph 6.12.1) to pay its current Eskom account and then secondly its bulk water current account before it applied the revenue in the sub-account for any other purpose?	Yes	
	<i>Note: Only if relevant in the specific circumstances, will a request be made to the Minister of Finance upon the municipality's request to exempt the municipality from MFMA s.8(3).</i>		
6.13	Supporting evidence : Has the municipality submitted a copy of the monthly bank statement of its ring-fenced bank account to the National Treasury and provincial treasury aligning to its MFMA s.71 statement collected revenue. Accounting Treatment - has the municipality fully accounted for and correctly reported on the write-off of its Eskom arrears debt (debt existing as on 31 March 2023) as per any written instruction of the National Treasury: Office of the Accountant General issued for Municipal Debt Relief to date? <i>Note - to include accounting for any related benefit (e.g. interest suppression, etc.) and alignment with mSCOA.</i>	Yes	
6.14	MERSA License - has the municipality during the month failed to comply with any condition of the Municipal Debt Relief?	No	
	<i>Note: In applying for Municipal Debt Relief as set out in paragraph 3 of MFMA Circular no. 124, the council of a municipality that during the duration of the Municipal Debt Relief programme fails to comply with any condition of the Relief, agrees to apply to NERL to revoke the municipality's license in terms of section 17 of the Electricity Regulation Act, 2006 (Act no. 4 of 2006). Any such application must be preceded by the relevant processes for appointing an external mechanism as envisaged in Chapter 8 of the Municipal Systems Act, 2000, including the necessary service delivery agreement, alignment with the Municipal Systems Act, 2000 and Electricity Regulation Act, 2006. In terms of the conditions of government's wider support to Eskom, Eskom will once again have to enforce its credit control and debt collection policies also in relation to the municipality's arrears that are the subject of municipal debt relief, etc.</i>		

PT: HOD/ NT / MM Name:

Signature of HOB/ NT/ MM:



Date:

16/4/2026

12.2 Municipal Debt Relief Performance across the period of debt relief participation

2023/24 Financial Year



National Treasury

Municipal Debt Relief

MFMA Circular No. 124

Municipal Finance Management Act No. 56 of 2003

Province WC	
Code WC053	District Central Karoo
Sub Description Beaufort West	

Monthly Performance Report

Municipal Details		Part A								Part B			Part C			Part D			Part E					Part F																													
Month	Code Descr	C1	C2	C3	C4	C5	C6	C7	C8	C9	C10	C11	C12	C13	C14	C15	C16	C17	C18	C19	C20	C21	C22	C23	C24	C25	C26	C27	C28	C29	C30	C31	C32	C33	C34	C35	C36	C37	C38	C39	C40	C41	Score	Compliance Status									
1.July	Beaufort West WC053	Yes	Yes	No	Yes	No	No	No	Yes	Yes	Yes	Yes	Yes	Yes	Yes	Yes	No	No	Yes	Yes	Yes	Yes	Yes	Yes	No	No	No	No	Yes	Yes	Yes	Yes	Yes	Yes	Yes	Yes	Yes	Yes	Yes	Yes	Yes	Yes	Yes	Yes	66%	Non Compliance							
2.August	Beaufort West WC053	Yes	Yes	Yes	Yes	Yes	Yes	No	Yes	Yes	Yes	Yes	Yes	Yes	Yes	Yes	No	No	Yes	Yes	Yes	Yes	Yes	Yes	Yes	No	No	No	Yes	Yes	Yes	Yes	Yes	Yes	Yes	Yes	Yes	Yes	Yes	Yes	Yes	Yes	Yes	Yes	Yes	Yes	76%	Non Compliance					
3.September	Beaufort West WC053	Yes	Yes	No	Yes	Yes	No	No	Yes	Yes	Yes	Yes	Yes	Yes	Yes	Yes	No	No	Yes	Yes	Yes	Yes	Yes	Yes	Yes	No	No	No	Yes	Yes	Yes	Yes	Yes	Yes	Yes	Yes	Yes	Yes	Yes	Yes	Yes	Yes	Yes	Yes	Yes	Yes	Yes	76%	Non Compliance				
4.October	Beaufort West WC053	Yes	Yes	No	Yes	Yes	Yes	No	Yes	Yes	Yes	Yes	Yes	Yes	Yes	Yes	No	No	Yes	Yes	Yes	Yes	Yes	Yes	Yes	No	No	No	Yes	Yes	Yes	Yes	Yes	Yes	Yes	Yes	Yes	Yes	Yes	Yes	Yes	Yes	Yes	Yes	Yes	Yes	Yes	80%	Non Compliance				
5.November	Beaufort West WC053	Yes	Yes	No	Yes	Yes	Yes	No	Yes	Yes	Yes	Yes	Yes	Yes	Yes	Yes	No	No	Yes	Yes	Yes	Yes	Yes	Yes	Yes	No	No	No	Yes	Yes	Yes	Yes	Yes	Yes	Yes	Yes	Yes	Yes	Yes	Yes	Yes	Yes	Yes	Yes	Yes	Yes	Yes	80%	Non Compliance				
6.December	Beaufort West WC053	No	Yes	No	Yes	Yes	Yes	No	Yes	Yes	Yes	Yes	Yes	Yes	Yes	Yes	No	No	Yes	Yes	Yes	Yes	Yes	Yes	Yes	No	No	No	Yes	Yes	Yes	Yes	Yes	Yes	Yes	Yes	Yes	Yes	Yes	Yes	Yes	Yes	Yes	Yes	Yes	Yes	Yes	80%	Non Compliance				
7.January	Beaufort West WC053	Yes	No	Yes	Yes	Yes	Yes	No	Yes	Yes	Yes	Yes	Yes	Yes	Yes	Yes	No	No	Yes	Yes	Yes	Yes	Yes	Yes	Yes	No	No	No	Yes	Yes	Yes	Yes	Yes	Yes	Yes	Yes	Yes	Yes	Yes	Yes	Yes	Yes	Yes	Yes	Yes	Yes	Yes	80%	Non Compliance				
8.February	Beaufort West WC053	No	No	No	Yes	Yes	No	No	Yes	Yes	Yes	Yes	Yes	Yes	Yes	Yes	No	No	Yes	Yes	Yes	Yes	Yes	Yes	Yes	No	No	No	Yes	Yes	Yes	Yes	Yes	Yes	Yes	Yes	Yes	Yes	Yes	Yes	Yes	Yes	Yes	Yes	Yes	Yes	Yes	Yes	73%	Non Compliance			
9.March	Beaufort West WC053	Yes	Yes	No	Yes	Yes	Yes	No	Yes	Yes	Yes	Yes	Yes	Yes	Yes	Yes	No	No	Yes	Yes	Yes	Yes	Yes	Yes	Yes	No	No	No	Yes	Yes	Yes	Yes	Yes	Yes	Yes	Yes	Yes	Yes	Yes	Yes	Yes	Yes	Yes	Yes	Yes	Yes	Yes	Yes	Yes	80%	Non Compliance		
10.April	Beaufort West WC053	Yes	Yes	Yes	Yes	Yes	No	No	Yes	Yes	Yes	Yes	Yes	Yes	Yes	Yes	No	No	Yes	Yes	Yes	Yes	Yes	Yes	Yes	No	No	No	Yes	Yes	Yes	Yes	Yes	Yes	Yes	Yes	Yes	Yes	Yes	Yes	Yes	Yes	Yes	Yes	Yes	Yes	Yes	Yes	Yes	80%	Non Compliance		
11.May	Beaufort West WC053	Yes	Yes	Yes	Yes	Yes	Yes	No	Yes	Yes	Yes	Yes	Yes	Yes	Yes	Yes	No	No	Yes	Yes	Yes	Yes	Yes	Yes	Yes	No	No	No	Yes	Yes	Yes	Yes	Yes	Yes	Yes	Yes	Yes	Yes	Yes	Yes	Yes	Yes	Yes	Yes	Yes	Yes	Yes	Yes	Yes	Yes	83%	Non Compliance	
12.June	Beaufort West WC053	Yes	Yes	Yes	Yes	Yes	Yes	No	Yes	Yes	Yes	Yes	Yes	Yes	Yes	Yes	No	No	Yes	Yes	Yes	Yes	Yes	Yes	Yes	No	No	No	Yes	Yes	Yes	Yes	Yes	Yes	Yes	Yes	Yes	Yes	Yes	Yes	Yes	Yes	Yes	Yes	Yes	Yes	Yes	Yes	Yes	Yes	Yes	85%	Non Compliance

12.3 The February 2026 Provincial Treasury Debt Relief Compliance Assessment



Reference No.: PTR 16/1/30
Enquiries: Steven Kenyon

Private Bag X9165
CAPE TOWN
8000

Ms O. Gaarekwe
Deputy Director-General
Intergovernmental Relations
National Treasury
40 Church Square
PRETORIA
0001

AND

Acting Municipal Manager
Beaufort West Municipality
Private Bag X582
BEAUFORT WEST
6970

Per email: Ogalaletseng.Gaarekwe@Treasury.gov.za; RevenueManagement@treasury.gov.za;
Jan.Hattingh@treasury.gov.za; marli@mfip.gov.za; paul@mfip.gov.za;
bradleyj@beaufortwest.gov.za; valenciag@beaufortwestmun.co.za;
luzukon@beaufortwest.gov.za

Dear Ms Gaarekwe and Acting Municipal Manager

MFMA CIRCULAR NO. 124 - PROVINCIAL TREASURY CERTIFICATION OF MUNICIPAL COMPLIANCE OF WC053 BEAUFORT WEST MUNICIPALITY DURING FEBRUARY 2026

The National Treasury approved the debt relief application of Beaufort West Municipality with effect 1 July 2023. February 2026 constitutes the eighth month of the Municipality's third 12-month debt relief compliance cycle. The Western Cape Provincial Treasury monitored and assessed the Municipality's compliance with all the debt relief conditions during February 2026. This letter provides an overview of the Provincial Treasury's assessment of the Municipality's compliance with the programme's conditions.

1. Condition 6.1 - Municipality non-compliance

In terms of the National Treasury (NT) approval, the Municipality must comply with conditions 6.1 - 6.14 of MFMA Circular No. 124 read together with the additional conditions specific to the Municipality set-out in its National Treasury debt relief approval letter. From the Provincial Treasury's assessment, the Municipality achieved 100 per cent average compliance with the MFMA Circular

No. 124 conditions during February 2026. Refer to the performance sheet in the table below that shows the Municipality's overall relief compliance performance across the debt relief cycle. Considering the Municipality's consistent and timely payment of Eskom accounts as well as the overall debt relief performance since 1 July 2023, the Provincial Treasury is of the view that the Municipality qualifies for the second tranche of debt relief. However, conditions 7 and 26 still need to be met.

2. WC053 Beaufort West Municipality overall relief performance from July 2025 up to and including February 2026:

National Treasury		Province	
Municipal Debt Relief		WC	
MFMA Circular No. 124		Code	Code Description
Municipal Finance Management Act No. 56 of 2003		WC053	Central Karoo - Beaufort West

Municipal Details			Monthly Performance Report														Scoring and Rating															
Month	Code Descr	Code	Part A				Part B				Part C				Part D				Part E				Score	Rating								
			Eskom Aml Bulk under surver				Compliance with a funded MTREF				FIRMPF & Tariff Assessment				Electricity and under its submeter loads				Quarterly collection of property rates and services charges						Municipalization of Revenue Base				Overnight			
			C1	C2	C3	C4	C1	C2	C3	C4	C1	C2	C3	C4	C1	C2	C3	C4	C1	C2	C3	C4	C1	C2	C3	C4	C1	C2	C3	C4		
25 July 25	Beaufort West	WC053																													100%	A
26 August 25	Beaufort West	WC053																													100%	A
27 September 25	Beaufort West	WC053																													100%	A
28 October 25	Beaufort West	WC053																													100%	A
29 November 25	Beaufort West	WC053																													100%	A
30 December 25	Beaufort West	WC053																													100%	A
31 January 26	Beaufort West	WC053																													100%	A
31 February 26	Beaufort West	WC053																													100%	A

As we review the eighth month of the third cycle of the Municipal Debt Relief programme, it is crucial for Beaufort West Municipality to build on the progress made during the previous two 12-month periods. The National Treasury has emphasized that Eskom will only consider writing off arrear debt if the Municipality demonstrates consistent compliance with all conditions for a consecutive 12-month period. Therefore, the Municipality is encouraged to maintain and improve its compliance across all performance areas to ensure continued eligibility for debt relief.

3. Condition 6.2 - Application-based supported by Council's resolution

The Municipality's application was endorsed by the Council and approved by National Treasury, subject to addressing specified gaps. All of these have subsequently been addressed.

4. Condition 6.3 - Maintaining the Eskom bulk current account.

The Municipality has made all bulk account payments timeously; and payments made reconcile to data strings for both water and electricity. The Provincial Treasury has been closely engaging and monitoring the Municipality in this regard to facilitate full compliance.

5. Condition 6.4 - A funded MTREF

The Provincial Treasury assessed the compliance of the Municipality's adopted 2025/26 MTREF and the adjustment budget to be **unfunded**. The Municipality has a Financial Recovery Plan in place and therefore does not need to adopt a separate Budget Funding Plan.

6. Condition 6.5 - Cost reflective tariffs

The Municipality submitted its completed NT Tariff Tool for 2025/26 MTREF.

7. Condition 6.6 - Electricity and water as collection tools

The Municipality met the requirements for this condition using the funding assistance receive from Provincial Treasury and provided proof of the smart meters that were installed to restrict and or interrupt water supply to defaulting consumers or property owner. PT will continue to monitor them to ensure that they align to the requirements of MFMA Circular No. 124. The Municipality received an invitation to apply for the Smart Meter Grant from National Treasury and has been allocated support for the installation of smart water meters.

8. Conditions 6.7 - Maintain a minimum average quarterly collection of property rates and services charges

The Municipality has achieved an average collection rate of 88 per cent at the end of February 2026. The Provincial Treasury is constantly engaging the Municipality on the need to further improve collections to meet the 95 per cent required norm as per MFMA Circular 71 ratios.

9. Condition 6.8 - Completeness of the Revenue Base

The Municipality submitted the property rates reconciliation tool.

10. Condition 6.9 - Monitor and Report on compliance The Western Cape Provincial Treasury’s assessment included confirming that the MFMA S71 narrative statement and mSCOA data strings for February 2026 was uploaded to the GoMuni portal and that the Statement fully aligns to the MFMA S71 Statement published on the Municipality’s website. The MFMA S71 Statement was also assessed against the Municipal Budget-and Reporting Regulations, 2009 (MBRR) and the National Treasury MFMA S71 reporting guidance issued to debt relief municipalities on 10 May 2024 read in conjunction with paragraphs 9(i) to 9(ix) of the NT debt relief approval letter.

The assessment confirmed that the MFMA S71 narrative statement included the following information:

MFMA S71 Statement component		Compliance (Yes/No)
1.	The Budget Performance Overview (paragraph 4) of the MFMA S71 statement explicitly advised on the Municipality’s progress in implementing the Municipality’s budget and (where relevant also the budget funding plan) – where implementation is slow, the statement advised explicitly on progress, challenges and corrective actions.	Yes
2.	The conclusion (paragraph 14) of the MFMA S71 statement explicitly advised as part of the MFMA Circular No. 124: Condition 6.9 reporting - i. Any risk associated; and ii. The mitigating factors. with the implementation of the Municipality’s Budget Funding Plan and/or Funded Budget.	Yes
3.	Annexure B of the MFMA S71 statement included the following debt relief reporting components	
3.1.1	The Municipality’s MFMA Circular No. 124 self-assessment.	Yes
3.1.2	The self-assessment (refer 3.1.1 above) was included in the format of MFMA Budget Circular No. 128 (Annexure B) .	Yes
3.2	The Municipality’s overall relief compliance across the months of its debt relief participation since its National Treasury debt relief approval effective date	Yes
3.3	The latest Provincial Treasury debt relief compliance certificate and report issued to the Municipality.	Yes

MFMA S71 Statement component		Compliance (Yes/No)
3.4.1	The Municipality's revenue collection performance: <ul style="list-style-type: none"> i. the overall performance graph; ii. Summary worksheet; and iii. Collection per ward indicating who supplies electricity in the ward 	Yes
3.4.2	The revenue collection performance information (refer 3.4.2) was included in the format of MFMA Budget Circular No. 128 (Annexure D) .	Yes
3.5.1	The indigent management information	Yes
3.5.2	The indigent management information was included in the format of MFMA Budget Circular No. 128 (Annexure C) .	Yes
3.6.1	The summary of the Municipality's property rates reconciliation undertaken in the National Treasury format.	Yes
3.6.2	The Municipality's progress during the month against its planned corrective action to address any variances evident from the property rates reconciliation.	Yes
3.7.1	Any Eskom and Water (if the Municipality has the Water function) Bulk current account invoice(s) due and payable during the month of reporting	Yes
3.7.2	The Municipality's proof of payment of any such Eskom and/or Water Bulk current account invoice(s) during the month of reporting.	Yes
3.7.3	The Municipality's reconciliation statement for electricity and water (if it has the function) aligning to the MFMA S71 mSCOA data strings upload.	Yes
3.8	Recommendations noting explicitly the aforementioned debt relief reporting to the Mayor and/or Mayoral Committee meeting	Yes

The Municipality has integrated its monthly debt compliance reporting into its MFMA S71 narratives as required and demonstrated its commitment to continuous improvement and adherence to the set of conditions. The Municipality's MFMA Circular No. 124 self-assessment indicated several non-compliance issues. The remedial actions undertaken to achieve compliance, and the timeframes thereof outlined in the MFMA S71 report are noted and monitored by the Provincial Treasury.

11. **Condition 6.10 - Provincial Treasury certification of municipal compliance**

The Provincial Treasury closely monitors compliance with the conditions of the Municipal Debt Relief Programme, and this letter is submitted in fulfillment of the PT's role in certifying compliance of the Municipality.

12. **Condition 6.11 - Limitation on Municipal borrowing powers**

The limitation on Municipality borrowing powers and the prohibition of borrowing during debt relief periods form a dual regulatory framework aimed at ensuring fiscal responsibility. Compliance necessitates meticulous scrutiny of borrowing activities to ascertain adherence to authorized limits and program guidelines. These measures, while promoting sustainable debt management, also stabilize the Municipality's financial standing, prevent over-leveraging, and mitigate immediate financial strain. Adhering to these regulations is paramount for maintaining creditworthiness, mitigating financial risks, and safeguarding the Municipality's long-term financial health. Thus, robust oversight and adherence to regulatory frameworks are imperative for prudent financial governance and sustained fiscal resilience. The Municipality has complied with this condition since its debt relief effective date of 1 July 2023, to date.

13. Condition 6.12 - Proper management of resources

It is noted that during February 2024, the National Treasury: Office of the Accountant General (OAG) issued the Supplementary Guide to MFMA Circular No. 124 on 21 February 2024. In terms of the guidance, the Municipality no longer has to maintain a separate bank account for debt relief purposes as envisaged in MFMA Circular No. 124 (Condition 6.12), however, irrespective of whether a Municipality decides to discontinue a separate bank account, ring-fencing for debt relief purposes must be enabled and demonstrated through the Municipality's monthly mSCOA data string submissions.

14. Condition 6.13 - Accounting Treatment

As disclosed in the 2024/25 Audited Annual Financial Statements, note 19.2 (page 71), non-current portion arrangement reflects a R22.845 million and a current portion arrangement R25.587 million, as at 30 June 2025. The National Treasury provided outcome letters on 6 December 2024 instructing Eskom to write-off one third (1/3) of the municipal relief debt of Beaufort West LM to the value of R25.587 million. The Municipality received an approval letter on 17 January 2025. The Municipality accounted for the write-off as per MFMA Circular.

15. Condition 6.14 - NERSA Licence

By having applied for Municipal Debt Relief, the council of a Municipality that during the duration of the Municipal Debt Relief programme fails to comply with any condition of the Relief, agreed to make an application to NERSA to voluntarily revoke the Municipality's license in terms of Section 17 of the Electricity Regulation Act, 2006 (Act No. 4 of 2006). It is noted that this condition will only come into effect if the Municipality's participation in the debt relief programme is terminated.

16. Provincial Treasury Compliance Certification

The Provincial Treasury certifies that it monitored and assessed WC053 Beaufort West Municipality's compliance against the MFMA Circular No. 124 conditions and NT debt relief approval letter as set-out below in the PT's compliance certificate for the Municipality in relation to the period 1 – 28 February 2026:

Annexure A2 - Monthly



National Treasury
Municipal Debt Relief
 MFMA Circular No. 124
 Municipal Finance Management Act No. 56 of 2003

Western Cape Provincial Treasury

Certificate of Compliance: Municipal Debt Relief Conditions for Application

Period

Feb 26

National Financial Year

2025/26

Demarcation Code of Municipality being assessed

WC053

District

Central Karoo

Demarcation Description

Beaufort West

I, **Mr Victor Senne**, hereby certify that the provincial treasury monitored the compliance against the conditions of Municipal Debt Relief as set-out in MFMA Circular No. 124 and that the Provincial Treasury is satisfied and certifies that the said municipality fully complies with the conditions as set-out in the table below:

Municipal Debt Relief Conditions (Monthly reporting)

Choose from drop down list

Condition	Description	Response
6.3 +	Maintaining the Eskom and bulk water current account –	
6.12	<i>(current account for the purpose of this exercise means the account for a single month's consumption)</i>	
6.12.2	- Has the municipality paid its bulk water current account within 30 days of receiving the relevant invoice (this applies to all municipalities, including metros)? <i>Note refer condition 6.12.2</i>	Yes
6.12.2	- Has the municipality submitted the supporting evidence of the bulk water current account payment to the National Treasury, the Water Board and/ or Water Trading Entity within 1 day of making any such payment (in PDF format) via the GoMuni Upload Portal https://uploadportal.beaumont.gov.za ?	Yes
6.12.2	- Does the amount of the bulk water current account payment as per the proof of payment reconcile to the amount recorded on the financial system as per the mSCOA data string and the section 4(1)(2) MFMA statement of the Water Board and/ or Water Trading Entity?	Yes

4	6.3.1	- Has the municipality paid its Eskom bulk current account within 30 days of receiving the relevant invoice (this applies to all municipalities, including metros)? <i>Note - current account in terms of municipal debt relief approval means the total Eskom charges for the billing period plus VAT plus any component that may be due in terms of a payment arrangement of "New arrears" (March 2023 and /or subsequent current account(s) up to the date of NT approval of the application.</i>	Yes
5	6.3.2 6.3.3	- Has the municipality submitted the supporting evidence of the bulk Eskom current account payment to the National Treasury and Eskom within 1 day of making any such payment (in PDF format) via the GoMuni Upload Portal https://guploadportal.treasury.gov.za?	Yes
6	6.3.4	- Does the amount as per the proof of payment reconcile to the amount recorded on the financial system as per the mSCOA data string and the section 41(2) MFMA statement of Eskom?	Yes
6.4 Compliance with a funded MTREF – (choose from drop down list the MTREF assessed)			
7	6.4.1	- Is the municipality's MTREF funded and aligning to the National Treasury's Budget Funding Guidelines - http://mfma.treasury.gov.za/Guidelines/Pages/Funding.aspx?	No
8	6.4.1	- Has the municipality budgeted for any operating surplus on the A1 Schedule (Table A4 – Budgeted Financial Performance) of the Municipal Budget- and Reporting Regulations?	Yes
9	6.4.1	- Has the municipality made adequate provision for debt impairment (considering the actual collection of revenue and property rates during the 12 months immediately preceding the tabling of the budget) on the A1 Schedule (Table A4 - Budgeted Financial Performance) of the Municipal Budget-and Reporting Regulations? <i>Note - For example, if the municipality during the preceding 12 months only managed to collect 60 per cent of its revenue (also property rates), the provision for debt impairment aligning with the historic collection trend should align to 40 per cent of the 2023/24 MTREF revenue projections (also property rates). If the municipality merely used the debt impairment to 'balance' the budget and there is no real alignment between the provision for such with the actual collection of revenue, the Provincial Treasury must respond to this item as: "No".</i>	Yes
10	6.4.1	- Has the municipality made adequate provision for depreciation and asset impairment (considering its asset register and physical state of assets) on the A1 Schedule) Table A4 - Budgeted Financial Performance) of the Municipal Budget-and Reporting Regulations? <i>Note - If the municipality merely used the depreciation and asset impairment to 'balance' the budget and there is no real alignment between the provision for such with the state of assets/asset register, the Provincial Treasury must respond to this item as: "No".</i>	Yes
11	6.4.2	- If the municipality's MTREF is not funded , has it tabled and adopted a credible Budget Funding Plan as part of the MTREF budget (refer item 9.3 of MFMA Budget Circular no. 122, 09 December 2022)? <i>Note - If the municipality has an FRP, a separate budget funding plan is not necessary. However, the PT / NT must assesses whether the existing FRP incorporates / will give effect to a funded MTREF. If not, the FRP requires straightening.</i>	There is an FRP
12	6.4.2	- If the municipality's MTREF is not funded and it has an FRP per the legislative framework , does the existing FRP incorporate a credible Budget Funding Plan (will the FRP give effect to a funded MTREF over the period of the FRP) - aligning with the principles of a budget funding plan as envisaged in item 9.3 of MFMA Budget Circular no. 122, 09 December 2022)? <i>Note - only if the municipality does not have an FRP may "N/A" be selected from the dropdown list.</i>	Yes
13	6.4.2	- Does the municipality's annual and monthly cashflow projections included on the A1 Schedule (Table A7 - Budgeted Cash Flows and Supporting Table SA 30 – Budgeted Monthly Cash Flows) of the Municipal Budget and Reporting Regulations aligns with and gives effect to the municipality's Budget Funding Plan strategy (or the FRP strategy) and related seasonal trends (For example higher winter Eskom tariffs, lower January collection rates, etc.?)	Yes
14	6.5	Cost reflective tariffs – (excluding metros) has the municipality included its completed tariff tool (refer MFMA Circular no. 98 and item 5.2 of MFMA Budget Circular no. 122) as part of the municipality's annual tabled and adopted MTREF submissions with effect the tabling of the 2023/24 MTREF?	Yes
6.6 Electricity and water as collection tools – has the municipality, with effect from the tabling of the 2023/24 MTREF, demonstrated, through its by-laws and budget related policies that:			
15	6.6.1	- the municipality issues a consolidated monthly bill to all consumers/property owners in terms of which all partial payments received are allocated in the following order of priority: firstly, to property rates, thereafter to water, wastewater, refuse removal and lastly to electricity?	Yes
16	6.6.2	- the municipality disconnects electricity services and/or block the purchasing of pre-paid electricity of any defaulting consumer/property owner unless the defaulter already registered as an indigent consumer with the municipality?	Yes
17	6.6.3	- the municipality is restricting and/or interrupting the supply of water of any defaulting consumer/property owner unless the defaulter already registered as an indigent consumer with the municipality? <i>Note: In terms of this condition the municipality must undertake such restriction/interruption of water together with the municipal engineer(s) to ensure a minimum supply of waste water.</i>	Yes
18	6.6.4	- If the defaulting consumer/property owner is registered as an indigent consumer with the municipality, is the monthly supply of electricity and water to that consumer/property owner physically restricted to the monthly national basic free electricity- and water limits of 50 Kilowatt electricity and 6 Kilolitres water, respectively? <i>Note – the municipality's monthly MFMA s.71 statement must include as part of the narratives the Indigent Information in the required NT format.</i>	Yes

	6.6	<i>Supporting evidence: The National Treasury and/or provincial treasury's related budget assessment confirms the municipality's relevant MTREF's related budget policies and by-laws demonstrate compliance with paragraph 6.6.</i>	
	6.7	Maintain a minimum average quarterly collection of property rates and services charges –	
19	6.7.1	- Has the municipality achieved a minimum of 80 per cent average quarterly collection of property rates and service charges with effect from 01 April 2023 and 85 per cent average quarterly collection with effect from 01 April 2024 during any quarter - demonstrated in the MFMA s.71 monthly and quarterly statement(s) and mSCOA data strings uploaded via the GoMuni Upload Portal?	Not yet end of quarter
		<i>Note - although the norm and standard for collection (MFMA Circular No. 71) is a 95 per cent threshold, municipalities under the debt relief support will be exempted for the first two years from adhering to this norm.</i>	
	6.7.2	- If the response in 6.7.1 is "No" and the municipality is unable to achieve the minimum average quarterly collection as per paragraph 6.7.1, has the municipality demonstrated to the satisfaction of National Treasury the following :	
20	6.7.2.1	* the underperformance directly relates to Eskom supplied areas where the municipality does not have electricity as a collection tool and that the average quarterly collection of the municipality (excluding Eskom supplied areas) equals the required quarterly average collection set-out in paragraph 6.7.1;	Not yet end of quarter
21	6.7.2.2	* the municipality for technical engineering reasons is unable to physically restrict and/or limit the supply of water in the Eskom supplied area(s)?	Not yet end of quarter
22	6.7.2.3	* the municipality before 01 February 2024 attempted to enter into a service delivery agreement with Eskom for purposes of municipal revenue collection in the Eskom supplied area(s) as envisaged in sections 76 to 78 of the Municipal Systems Act, 2000 and that such failed and the reason(s) for the failure?	Not yet end of quarter
23	6.7.3	- The municipality has progressively installed smart pre-paid meters in the municipality supplied areas to improve its collection and only then, on an individual case-by-case basis, considered writing off the debt of its customers, within its normal credit control process?	Yes
24	6.7.4	- Has the municipality adopted a policy to install any new electricity connection in the demarcated area with effect the 2023/24 MTREF with a smart pre-paid meter?	Yes
25	6.7.5	- Has the municipality's 2023/24, 2024/25 and 2025/26 tabled and adopted capital budgets and MFMA section 71 statements reflected the approach set-out in 6.7.3 and 6.7.4?	Yes
	6.8	Municipality's Completeness of the revenue base –	
26	6.8.1	- Has the municipality demonstrated through the National Treasury property rates reconciliation tool that the municipality's billing system perfectly aligns to its Council approved General Valuation Roll (GVR) and/ or any subsequent supplementary GVR compiled by the registered municipal valuer?	No
27	6.8.1	- If the response in 6.8.1 is "No", has the municipality demonstrated the steps taken to correct the variances identified? <i>Note - monthly progress against the action plan to address variances to be included as part of the municipality's debt relief compliance reporting in the MFMA s.71 statement</i>	Yes
28	6.8.2	- For the latest ending Quarter -Has the municipality submitted its completed billing system, GVR and/or interim GVR reconciliations required in terms of paragraph 6.8.1 to the National Treasury quarterly (refer MFMA Circulars no. 93, 98, 107 and 108) to the upload portal on https://iguploadportal.treasury.gov.za ?	Yes
	6.9	Monitor and report on implementation –	
29	6.9.1	- MFMA section 71 reporting – has the municipal council and senior management team instituted processes to monitor and enforce accountability for the implementation of the municipality's funded budget and Budget Funding Plan where relevant?	Yes
30	6.9.2	- If progress is slow in terms of paragraph 6.9.1, is the active Intervention evident from the narratives supporting the municipality's monthly MFMA section 71 reporting and recorded on the financial system as per the mSCOA data string? <i>Note - condition 6.9.2 has a typing error and must refer to 6.9.1.</i>	Yes
31	6.9.3	- Municipalities with financial recovery plans (FRP) – if the municipality has a FRP as envisaged in the prevailing local government legislative framework, is the municipality reporting monthly its progress in implementing its FRP to the Provincial Executive?	Yes
32	6.9.4	- If the municipality has an FRP, with effect from 01 April 2023, parallel to submitting its monthly FRP progress report to the Provincial Executive, has the municipality also submitted the FRP progress report to the National Treasury: Municipal Financial Recovery Service (MFRS) timeously via the GoMuni Upload Portal https://iguploadportal.treasury.gov.za ?	Yes

		<i>Note - a municipality with a FRP may only benefit from the Municipal Debt Support programme if the FRP progress report was submitted to both the Provincial Executive and MPRS.</i>	
	6.10	Provincial Treasury Note - Provincial Treasury certification of municipal compliance – in terms of section 5 and 74 of the MFMA, with effect from 01 April 2023, a delegated municipality may not benefit from Municipal Debt Relief, unless:	
33	6.10.1	- has the relevant Provincial Treasury (delegated) / National Treasury (non-delegated) monthly monitored the municipality's compliance in terms of these conditions?	Yes
34	6.10.2	- has the Head of the relevant Provincial Treasury (delegated) monthly certified the municipality's compliance to these conditions, to the National Treasury's satisfaction as envisaged in the conditions for provincial treasuries (refer paragraph 4.1.1 to 4.1.5 of MFMA Circular no. 124) and timeously uploaded the compliance certificate via the GoMuni Upload Portal https://guploadportal.treasury.gov.za <i>Note - in the case of a non-delegated municipality the National Treasury to issue the compliance certificate.</i>	Yes
35	6.10.3	- has the Provincial Treasury failed to rectify any provincial treasury non-compliance with any of the conditions for provincial treasuries (refer paragraph 4.1.1 to 4.1.6 of MFMA Circular no. 124) within one month of the non-compliance occurring?	No
		<i>Note - if the PT failed to address its failure such non-compliance will be considered as non-compliance by the municipality in terms of paragraph 6.1.1.</i>	
36	6.11	Limitation on municipality borrowing powers - has the municipality borrowed since its initial or any subsequent benefit in terms of this municipal debt support programme?	No
		<i>Note - there is a prohibition on municipal borrowing for three consecutive municipal financial years from the date of the municipality's initial or any subsequent benefit in terms of this municipal debt support programme. NT confirms that MFMA Circular No. 124, condition 6.11 (Limitation on municipality borrowing powers) will only be enforced in relation to new long term loans (entered into after the effective date of debt relief approval) as envisaged in MFMA section 46. Short term borrowing, including making use of an overdraft for in-year bridging purposes are not considered within the ambit of this condition.</i>	
	6.12	For the duration of the Municipal Debt Relief (to ensure proper management of resources):	
37	6.12.1	- has the municipality apportioned and ring-fenced in a sub-account to its primary bank account – (a) all electricity, water and sanitation revenue the municipality collects in any month; and (b) the component of the Local Government Equitable Share (LGES) the municipality earmarked to provide free basic electricity, water and sanitation?	Yes
38	6.12.2	- has the municipality during the month first applied the revenue in the sub-account (required per paragraph 6.12.1) to pay its current Eskom account and then secondly its bulk water current account before it applied the revenue in the sub-account for any other purpose?	Yes
		<i>Note: Only if relevant in the specific circumstances, will a request be made to the Minister of Finance upon the municipality's request to exempt the municipality from MFMA s.8(3).</i>	
39		Supporting evidence: Has the municipality submitted a copy of the monthly bank statement of its ring-fenced bank account to the National Treasury and provincial treasury aligning to its MFMA s.71 statement collected revenue.	Yes
40	6.13	Accounting Treatment - has the municipality fully accounted for and correctly reported on the write-off of its Eskom arrear debt (debt existing as on 31 March 2023) as per any written instruction of the National Treasury: Office of the Accountant General issued for Municipal Debt Relief to date? <i>Note - to include accounting for any related benefit (e.g. interest suppression, etc.) and alignment with mSCOA.</i>	Yes
41	6.14	'NERSA License - has the municipality during the month failed to comply with any condition of the Municipal Debt Relief?	No
		<i>Note: By applying for Municipal Debt Relief as set-out in paragraph 3, of MFMA Circular no. 124, the council of a municipality that during the duration of the Municipal Debt Relief programme fails to comply with any condition of the Relief, agrees to apply to NERSA to revoke the municipality's license in terms of section 17 of the Electricity Regulation Act, 2006 (Act no. 4 of 2006). Any such application must be preceded by the relevant processes for appointing an external mechanism as envisaged in Chapter 8 of the Municipal Systems Act, 2000, including the necessary service delivery agreement aligning with the Municipal Systems Act, 2000 and Electricity Regulation Act, 2006. In terms of the conditions of government's wider support to Eskom, Eskom will once again have to enforce its credit control and debt collection policies also in relation to the municipality's arrears that are the subject of municipal debt relief, etc.</i>	

The Western Cape Provincial Treasury's assessment and compliance certificate confirms that Beaufort West Municipality during February 2026 did not fully comply with the MFMA Circular No. 124 conditions as elaborated on above. The Municipality must still address these non-compliance matters even though the overall compliance average amounts to **100 per cent**. The Municipality is urged to strengthen its implementation of the relief conditions to fully benefit from the relief.

The Provincial Treasury continues to appreciate the opportunity that the Municipal Debt Relief Programme provided to municipalities and is committed to supporting our municipalities to ensure that they comply with the conditions of the programme in order to derive the full benefit.

Yours sincerely

Victor Senna
Digitally signed
by Victor Senna
Date: 2026.03.26
12:40:56 +02'00'

VICTOR SENNA

DEPUTY DIRECTOR-GENERAL: FISCAL AND ECONOMIC SERVICES

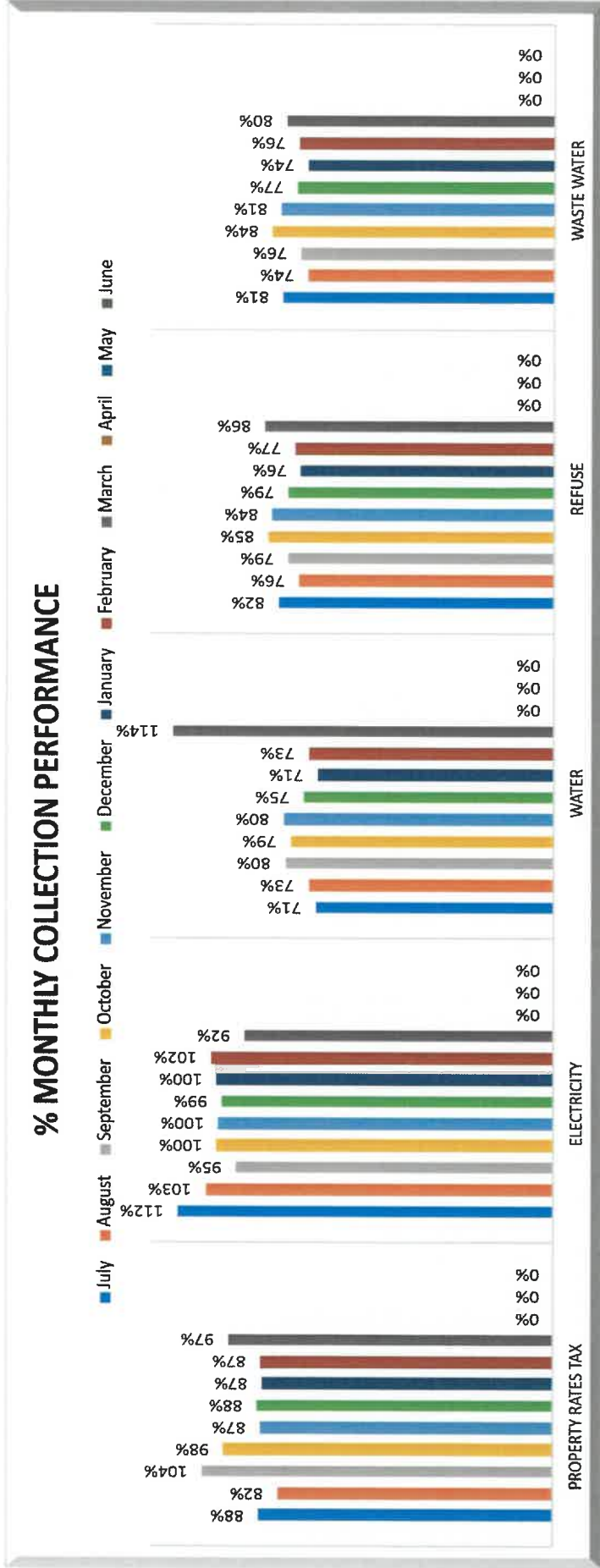
DATE:

Cc: The Executive Mayor: Ms Duimpies – admin@beaufortwestmun.co.za
Municipal CFO: - Mr Bradley Jacobs - bradleyj@beaufortwest.gov.za
Rehaz Abramia: Senior Manager Revenue Management - AbramiR@eskom.co.za
Atika Brey: Senior Manager Finance Cape Coastal Cluster - BreyA@eskom.co.za
Unathi Yaso: Middle Manager Finance Cape Coastal Cluster - YasoUN@eskom.co.za
Head Official: Provincial Treasury, Ms Julinda Gantana – Julinda.Gantana@westerncape.gov.za
MFMA Coordinator: Steven Kenyon - Steven.Kenyon@westerncape.gov.za
Director-General: Department of Cooperative Governance: Mr Mbulelo Tshangana - Zandilez@cogta.gov.za
CEO: SALGA: Sithole Mbanga - hmazibuko@salga.org.za

12.4 MFMA Circular 124 – Condition 6.6 (Electricity and Water as Collection Tools) and Condition 6.7 (Maintain a minimum average quarterly collection of property rates and service charges)

12.4.1 Monthly / Quarterly collection per ward

i) the table below provide an overall performance graph on the collection rates for property rates and service charges for March 2026.



ii) Summary worksheet

The table below indicate that the collection rate for March 2026 - Reporting for February for the whole demarcation was 89% and the collection rate excluding Eskom supplied areas amounted to 91%.

National Treasury		Municipal Details	
Municipal Debt Relief		Western Cape	
MFMA Circular No. 124		District	Municipality
Municipal Finance Management Act No. 56 of 2003			Beaufort West
Code			Period Monitored
WC03			March

Collection Rate Assessment	Summary - Quarter 1			Summary - Quarter 2			Summary - Quarter 3		
	Billing	Collection	% Collection	Billing	Collection	% Collection	Billing	Collection	% Collection
	R - Billing not collected			R - Billing not collected			R - Billing not collected		
1. Collection for whole demarcation	75,048,808	67,656,137	90%	71,888,277	64,558,566	89%	75,198,755	67,027,688	89%
2. Collection exc Eskom supplied areas	61,340,241	55,138,765	90%	57,104,937	52,316,205	92%	59,502,620	54,180,055	91%
3. Collection: Property Rates	15,124,807	13,777,736	91%	14,061,906	12,861,028	91%	14,126,129	12,763,352	90%
4. Total average collection: Electricity (Municipal supplied areas)	30,048,733	29,037,231	100%	36,558,076	36,488,617	100%	39,189,197	38,316,865	98%
5. Total average collection: Water	9,981,930	7,379,616	74%	9,617,627	7,475,950	78%	10,382,834	8,661,356	84%
6. Total average collection: Wastewater	5,935,951	4,701,046	79%	5,785,466	4,777,632	83%	5,665,316	4,597,638	81%
7. Total average collection: Refuse	3,333,293	2,558,776	77%	3,181,137	2,572,195	81%	3,142,533	2,463,839	78%
8. Total average collection: Inter rest	2,714,284	403,730	15%	2,882,076	412,940	14%	2,711,744	374,447	14%

iii) Collection per ward indicating who supplies electricity in the ward

Municipal Debt Relief - Monthly Revenue Collection Reporting (condition 6.7)

Province: **Western Cape**

W/C053

March

Average collection rate (MPMA Circular 124 condition 6.7)
 NB - Collection rate principle applied (Cash collection)

Municipality	Ward	Electricity Supplier	7. January - Reporting for December as Summary				8. February - Reporting for February as Summary				9. March - Reporting for February as Summary				Collection Rate	
			Collection for February	Collection for January	% Collection	% Collection	Collection for February	Collection for January	% Collection	% Collection	Collection for February	Collection for January	% Collection	% Collection		
Summary																
1. Collection for water/demarcation			20,964,135	20,888,572	99%	1,103,344	914,083	83%	81,261	81,261	100%	7,784,762	7,784,762	100%		
2. Collection for electricity			10,567,570	12,058,548	114%	1,491,078	2,491,078	167%	1,000,000	1,000,000	100%	1,000,000	1,000,000	100%		
3. Collection for refuse			4,724,970	4,709,548	99%	4,800,141	4,800,141	100%	4,800,141	4,800,141	100%	4,800,141	4,800,141	100%		
4. Total average collection: Electricity (Main/retail supplied areas)			1,073,313	1,078,970	100%	1,078,970	1,078,970	100%	1,078,970	1,078,970	100%	1,078,970	1,078,970	100%		
5. Total average collection: Water			3,794,432	3,794,379	99%	1,000,000	1,000,000	100%	1,000,000	1,000,000	100%	1,000,000	1,000,000	100%		
6. Total average collection: Refuse			1,866,433	1,873,300	100%	480,330	480,330	100%	480,330	480,330	100%	480,330	480,330	100%		
7. Total average collection: Refuse			1,046,006	1,046,006	100%	1,046,006	1,046,006	100%	1,046,006	1,046,006	100%	1,046,006	1,046,006	100%		
8. Total average collection: Interest			87,123	118,375	136%	78,948	118,375	150%	78,948	118,375	150%	78,948	118,375	150%		
Complete This Section																
Municipality	Ward	Electricity Supplier	7. January				8. February				9. March				Collection Rate	
			Collection for February	Collection for January	% Collection	% Collection	Collection for February	Collection for January	% Collection	% Collection	Collection for February	Collection for January	% Collection	% Collection		
Property Rates Tax	Electricty	None Supplied	262,656	277,873	106%	64,183	76%	258,789	208,449	81%	265,971	204,838	77%	786,762	606,998	77%
			3,253,960	3,208,785	99%	42,795	71%	1,166,520	1,255,031	107%	1,566,644	1,903,300	122%	3,727,158	3,758,908	101%
			277,183	126,223	46%	50,940	28%	172,091	138,947	81%	156,644	190,300	122%	305,848	395,470	128%
			157,576	357,353	227%	95,625	28%	329,041	357,353	109%	329,041	357,353	109%	686,712	103,983	29%
			356,028	357,353	100%	136,597	5%	147,057	17,865	12%	148,543	9,217	6%	486,933	271,748	56%
			1,664,675	1,614,270	97%	249,955	87%	1,838,165	1,629,443	89%	1,883,453	1,831,438	70%	3,981,238	3,120,598	78%
			3,976,736	3,933,298	99%	43,438	74%	4,190,283	4,432,102	106%	5,468,444	4,452,621	81%	13,935,669	12,838,022	92%
			939,157	692,996	74%	246,161	94%	973,670	796,672	82%	277,657	808,493	291%	2,193,464	2,066,182	94%
			365,068	341,230	93%	23,838	93%	369,177	342,013	93%	369,247	365,400	99%	1,099,491	1,046,448	95%
			646,308	571,528	88%	74,780	88%	646,766	592,674	91%	656,519	617,959	94%	1,848,992	1,782,161	96%
Property Rates Tax	Electricty	None Supplied	310,937	266,036	86%	44,501	86%	302,700	259,824	86%	312,392	278,488	89%	929,629	804,348	87%
			3,979,788	3,771,159	95%	2,249	100%	1,284,804	1,297,899	101%	1,332,576	1,559,271	117%	4,261,138	4,206,169	99%
			80,976	51,943	64%	28,135	65%	80,076	62,957	79%	78,576	92,549	117%	1,297,882	1,030,666	80%
			164,317	107,043	65%	97,274	65%	164,317	114,989	70%	163,746	147,167	90%	492,360	348,199	70%
			90,174	9,878	11%	80,296	11%	90,256	7,633	8%	91,724	9,438	10%	272,153	24,849	9%
			1,039,184	1,018,074	98%	21,110	98%	1,019,180	912,010	89%	1,031,596	1,064,737	103%	3,080,110	2,994,820	97%
			2,450,924	2,650,892	109%	0	109%	2,923,826	2,856,661	98%	2,985,831	2,990,836	101%	8,540,331	8,338,389	98%
			877,221	578,222	66%	298,999	66%	1,098,666	723,944	66%	306,229	710,465	0%	2,282,116	2,011,831	88%
			215,576	187,203	87%	28,373	87%	213,981	184,703	86%	213,490	196,041	92%	644,037	587,847	91%
			356,028	357,353	100%	17,372	95%	410,331	354,904	86%	408,181	375,588	92%	1,133,343	1,077,465	95%
Property Rates Tax	Electricty	None Supplied	1,167,100	1,140,880	98%	27,032	98%	1,165,231	1,141,548	98%	1,165,696	1,231,031	105%	4,011,798	3,816,680	95%
			92,390	73,467	79%	18,923	80%	92,596	73,720	79%	93,063	76,558	82%	278,048	228,205	81%
			184,164	150,622	82%	33,542	83%	189,505	161,880	85%	193,689	164,185	84%	577,758	486,687	84%
			148,046	115,099	78%	33,947	77%	142,189	104,371	73%	142,925	134,908	95%	466,800	363,378	78%
			566,754	555,545	98%	11,209	98%	567,963	500,670	88%	671,349	649,466	97%	1,793,666	1,700,680	95%
			152,927	77,893	51%	75,034	51%	202,064	90,937	45%	187,299	90,668	48%	522,900	298,488	57%
			72,841	37,875	52%	35,074	52%	72,841	37,875	52%	72,841	37,875	52%	229,883	81,678	35%
			70,893	4,079	6%	66,816	6%	72,427	6,853	9%	74,269	4,360	6%	217,394	13,282	6%
			724,460	528,166	73%	196,640	73%	716,468	606,455	85%	719,234	687,009	96%	2,146,507	1,821,890	85%
			1,245,587	1,214,097	97%	31,490	97%	1,245,491	1,048,337	84%	1,245,491	1,048,337	84%	3,818,573	3,760,011	99%
401,557	280,674	70%	120,883	70%	486,513	410,037	84%	958,493	733,130	76%	1,846,568	1,418,841	77%			
124,150	69,805	56%	54,345	56%	124,354	80,693	65%	124,360	73,090	59%	372,864	216,488	58%			
240,192	131,774	55%	108,418	55%	245,533	107,976	44%	240,831	214,930	89%	723,984	481,261	67%			
153,398	8,920	6%	144,478	6%	158,141	30,871	20%	158,141	9,414	6%	489,848	46,204	10%			

12.4.2 Monthly - Restriction of Free Basic Services to Indigent Households




Municipal Debt Relief - Monthly Reporting - Indigent Households Information (MFMA Circular 124 (Condition 6.3))
 Instruction - complete only with information of the current households registered as indigent with the municipality (Do NOT include the information of all households unless explicitly stated otherwise)

Ref	Description	2025/2026 - Monthly Monitoring															
		Baseline	Adjusted Budget	Adjusted Budget	Full Year Forecast	M01	M02	M03	M04	M05	M06	M07	M08	M09	M10	M11	M12
1	Indigent household services targeted M00: (include ALL indigent households able to obtain supplied areas)					5,053	5,124	5,246	5,500	5,450	5,382	6,003	6,188	6,950			
2	Indigent HH's with prepaid electricity																
3	Indigent HH's with prepaid water																
4	Indigent HH's with other water supply (at least min service level)					3,033	3,134	3,246	3,006	3,499	3,642	3,603	3,369	3,688			
5	Indigent HH's with other water supply (at least min service level)					5,035	5,134	5,246	5,006	5,499	5,823	6,003	5,288	6,950			
6	Indigent HH's with other water supply (< min service level)					663	653	785	606	608	627	689	1,159	2,163			
7	Indigent HH's with other water supply (< min service level)					2,017	1,996	1,876	1,804	1,903	1,901	1,951	1,656	1,934			
8	Total no. of indigent HH's receiving - Below Minimum Service Level sub-total					2,379	2,377	2,886	2,406	2,598	2,529	2,643	3,115	3,055	2,773		
9	Total no. of indigent HH's receiving - Below Minimum Service Level sub-total					5,053	5,124	5,246	5,006	5,499	5,823	6,003	6,388	6,950			
10	Number of indigent HH's with conventional metered water - where the municipality is NOT physically responsible for the water supply																
11	Number of indigent HH's with conventional metered water - where the municipality is NOT physically responsible for the water supply																
12	Number of indigent HH's NOT receiving currently requested unlimited supply - Water - Water					3,373	3,377	2,886	2,883	2,888	3,050	3,119	3,088	2,773			
13	Other Total Number of registered indigent households receiving unlimited supply - Water - Water of HH's billed for consumption above the 6 kilowatt					2,679	2,577	2,886	2,883	2,888	3,050	3,119	3,088	2,773			
14	Electricity (Include ALL indigent households able to obtain supplied areas)																
15	Indigent HH's with electricity - prepaid (min service level)																
16	Indigent HH's with electricity - prepaid (min service level)																
17	Indigent HH's with electricity - other (at least min service level)																
18	Indigent HH's with electricity - other (< min service level)																
19	Total no. of indigent HH's receiving - Below Minimum Service Level sub-total																
20	Number of indigent HH's with prepaid electricity																
21	Number of indigent HH's with prepaid electricity																
22	Number of indigent HH's NOT receiving currently requested unlimited supply - Electricity					4,741	6,072	5,545	5,876	6,170	6,262	6,333	6,209	6,308			
23	Status of unsubsidized consumption of electricity - (no minimum service level) - No minimum					34	54	39	38	38	39	38	38	38			
24	Total number of registered indigent households					4,815	6,107	5,882	6,016	6,214	6,300	6,371	6,247	6,347			
25	Number of indigent HH's NOT receiving currently requested unlimited supply - Electricity																
26	Other Total Number of registered indigent households receiving unlimited supply - Electricity - Baseline																
27	Other Total Number of registered indigent households receiving unlimited supply - Electricity - Baseline																
28	Number of ALL households receiving free basic services (including registered indigent households)																
29	Electricity per household per month					5,053	5,124	5,246	5,500	5,499	5,823	6,003	6,388	6,950			
30	Water (6 blocks per household per month)					4,815	6,107	5,882	6,016	6,214	6,300	6,371	6,247	6,347			
31	Water (6 blocks per household per month)					4,815	6,107	5,882	6,016	6,214	6,300	6,371	6,247	6,347			
32	Water (6 blocks per household per month)					4,815	6,107	5,882	6,016	6,214	6,300	6,371	6,247	6,347			
33	Water (6 blocks per household per month)					4,815	6,107	5,882	6,016	6,214	6,300	6,371	6,247	6,347			
34	Water (6 blocks per household per month)					4,815	6,107	5,882	6,016	6,214	6,300	6,371	6,247	6,347			
35	Water (6 blocks per household per month)					4,815	6,107	5,882	6,016	6,214	6,300	6,371	6,247	6,347			
36	Water (6 blocks per household per month)					4,815	6,107	5,882	6,016	6,214	6,300	6,371	6,247	6,347			
37	Water (6 blocks per household per month)					4,815	6,107	5,882	6,016	6,214	6,300	6,371	6,247	6,347			
38	Water (6 blocks per household per month)					4,815	6,107	5,882	6,016	6,214	6,300	6,371	6,247	6,347			
39	Water (6 blocks per household per month)					4,815	6,107	5,882	6,016	6,214	6,300	6,371	6,247	6,347			
40	Water (6 blocks per household per month)					4,815	6,107	5,882	6,016	6,214	6,300	6,371	6,247	6,347			
41	Water (6 blocks per household per month)					4,815	6,107	5,882	6,016	6,214	6,300	6,371	6,247	6,347			
42	Water (6 blocks per household per month)					4,815	6,107	5,882	6,016	6,214	6,300	6,371	6,247	6,347			
43	Water (6 blocks per household per month)					4,815	6,107	5,882	6,016	6,214	6,300	6,371	6,247	6,347			
44	Water (6 blocks per household per month)					4,815	6,107	5,882	6,016	6,214	6,300	6,371	6,247	6,347			
45	Water (6 blocks per household per month)					4,815	6,107	5,882	6,016	6,214	6,300	6,371	6,247	6,347			
46	Water (6 blocks per household per month)					4,815	6,107	5,882	6,016	6,214	6,300	6,371	6,247	6,347			
47	Water (6 blocks per household per month)					4,815	6,107	5,882	6,016	6,214	6,300	6,371	6,247	6,347			
48	Water (6 blocks per household per month)					4,815	6,107	5,882	6,016	6,214	6,300	6,371	6,247	6,347			
49	Water (6 blocks per household per month)					4,815	6,107	5,882	6,016	6,214	6,300	6,371	6,247	6,347			
50	Water (6 blocks per household per month)					4,815	6,107	5,882	6,016	6,214	6,300	6,371	6,247	6,347			
51	Water (6 blocks per household per month)					4,815	6,107	5,882	6,016	6,214	6,300	6,371	6,247	6,347			
52	Water (6 blocks per household per month)					4,815	6,107	5,882	6,016	6,214	6,300	6,371	6,247	6,347			
53	Water (6 blocks per household per month)					4,815	6,107	5,882	6,016	6,214	6,300	6,371	6,247	6,347			
54	Water (6 blocks per household per month)					4,815	6,107	5,882	6,016	6,214	6,300	6,371	6,247	6,347			
55	Water (6 blocks per household per month)					4,815	6,107	5,882	6,016	6,214	6,300	6,371	6,247	6,347			
56	Water (6 blocks per household per month)					4,815	6,107	5,882	6,016	6,214	6,300	6,371	6,247	6,347			
57	Water (6 blocks per household per month)					4,815	6,107	5,882	6,016	6,214	6,300	6,371	6,247	6,347			
58	Water (6 blocks per household per month)					4,815	6,107	5,882	6,016	6,214	6,300	6,371	6,247	6,347			
59	Water (6 blocks per household per month)					4,815	6,107	5,882	6,016	6,214	6,300	6,371	6,247	6,347			
60	Water (6 blocks per household per month)					4,815	6,107	5,882	6,016	6,214	6,300	6,371	6,247	6,347			
61	Water (6 blocks per household per month)					4,815	6,107	5,882	6,016	6,214	6,300	6,371	6,247	6,347			
62	Water (6 blocks per household per month)					4,815	6,107	5,882	6,016	6,214	6,300	6,371	6,247	6,347			
63	Water (6 blocks per household per month)					4,815	6,107	5,882	6,016	6,214	6,300	6,371	6,247	6,347			
64	Water (6 blocks per household per month)					4,815	6,107	5,882	6,016	6,214	6,300	6,371	6,247	6,347			
65	Water (6 blocks per household per month)					4,815	6,107	5,882	6,016	6,214	6,300	6,371	6,247	6,347			
66	Water (6 blocks per household per month)					4,815	6,107	5,882	6,016	6,214	6,300	6,371	6,247	6,347			
67	Water (6 blocks per household per month)					4,815	6,107	5,882	6,016	6,214	6,300	6,371	6,247	6,347			
68	Water (6 blocks per household per month)					4,815	6,107	5,882	6,016	6,214	6,300	6,371	6,247	6,347			
69	Water (6 blocks per household per month)					4,815	6,107	5,882	6,016	6,214	6,300	6,371	6,247	6,347			
70	Water (6 blocks per household per month)					4,815	6,107	5,882	6,016	6,214	6,300	6,371	6,247	6,347			
71	Water (6 blocks per household per month)					4,815	6,107	5,882	6,016	6,214	6,300	6,371	6,247	6,347			
72	Water (6 blocks per household per month)					4,815	6,107	5,882	6,016	6,214	6,300	6,371	6,247	6,347			
73	Water (6 blocks per household per month)					4,815	6,107	5,882	6,016	6,214	6,300	6,371	6,247	6,347			
74	Water (6 blocks per household per month)					4,815	6,107	5,882	6,016	6,214	6,300	6,371	6,247	6,347			
75	Water (6 blocks per household per month)					4,815	6,107	5,882	6,016	6,214	6,300	6,371	6,247	6,347			
76	Water (6 blocks per household per month)					4,815	6,107	5,882	6,016	6,214	6,300	6,371	6,247	6,347			
77	Water (6 blocks per household per month)					4,815	6,107	5,882	6,016	6,214	6,300	6,371	6,247	6,347			
78	Water (6 blocks per household per month)					4,815	6,107	5,882	6,016	6,214							

12.5 MFMA Circular 124 – Condition 6.8 (Completeness of the revenue base)

The Beaufort West Municipality implemented a new valuation roll on the 1st of July 2024.

See below the property rates reconciliation as well as the remedial action or steps to be taken to address the variances identified between the financial system and the new General Valuation Roll (GVR).

		Valuation Roll Reconciliation Action Plan March 2026		Reporting Date 16 April 2026		
STATUS UPDATE & REMEDIAL ACTION TO BE TAKEN						
<ul style="list-style-type: none"> - Category discrepancies were reduced significantly and are being addressed. - The current category differences relate to multi-purpose of which SV2 changes will be due during the next billing run. (1 of those is a R5mil property that is only due in March) - The municipality over-bill by R9056 (immaterial). It was caused by category differences and the need to update EMS to the latest SV. - In-year corrections can explain the difference in combination with the Multi-purpose adjustment to be made - The R94k if found to be municipal will have no financial implication 						
<p>All errors have been identified and were reported to be fixed.</p>						
Property Rates Reconciliation						
Province						
District	Beaufort West					
Type	LM					
Municipal Name	Beaufort West					
GVR Period	01/07/2024 - 30/06/2029					
Financial Year	2025/2026					
Reconciliation Period	Quarter 3					
Reconciliation Overview						
High Level Reconciliation						
Property Categories	# of Properties			Market Values		
Property Categories	GV	MFS	Variance	GV Market Values	MFS Market Values	Variance
Residential	11399	11401	-2	2 840 554 200.00	2 847 354 200.00	-6 800.00
Industrial	51	51	0	70 928 000.00	70 928 000.00	-
Industrial and Commercial	372	370	2	476 558 000.00	471 758 000.00	4 800 000.00
Agricultural	1183	1183	0	3 482 299 200.00	3 482 299 200.00	-
Mining	1	1	0	220 000.00	220 000.00	-
State Owned for Public Purpose	81	81	0	249 387 000.00	249 387 000.00	-
PSA	195	195	0	4 546 100.00	4 546 100.00	-
PIRA	13	13	0	16 853 000.00	16 853 000.00	-
Mutual Use	0	0	0	-	-	-
Resort	893	891	2	37 003 000.00	36 909 000.00	93 000.00
ROW	90	90	0	73 905 000.00	73 905 000.00	-
Municipal Office	119	121	-2	193 054 400.00	193 158 400.00	-104 000.00
Other	50	50	0	127 019 600.00	127 019 600.00	-
	11903	11902	1	7 574 335 500.00	7 574 335 500.00	-
Detailed Reconciliation						
Property Categories	Monthly Billing			Quarterly		
Property Categories	GV	MFS	Variance	GV	MFS	Variance
Residential	2 332 676	2 343 358	-10 681	6 996 026.75	7 029 472.50	-31445.75
Industrial	177 320	177 320	-	53 190.00	53 190.00	-
Industrial and Commercial	1 895 350	1 179 350	717 000	3 589 170.00	3 538 170.00	51 000.00
Agricultural	380 151	377 617	2 534	1 140 452.99	1 133 451.04	7 001.95
Mining	550	550	-	1650.00	1650.00	-
State Owned for Public Purpose	623 468	623 468	-	1870 402.50	1870 402.50	-
PSA	-	-	-	-	-	-
PIRA	5 287	5 287	-	15 799.69	15 799.69	-
Mutual Use	-	-	-	-	-	-
Vacant	55 505	55 301	204	166 513.50	165 901.50	612.00
Resort	-	-	-	-	-	-
Municipal Office	-	-	-	-	-	-
Other	-	-	-	-	-	-
Total	R4 771 325.81	R4 762 269.08	R9 056.73	14 313 977.43	14 286 807.23	27 170.20

12.6 MFMA Circular 124 – Condition 6.3 (Maintain the Eskom bulk current account) and Condition 6.12 (Proper Management of Resources)

March 2026

IL0010060140020000000000000000000000000000

**Liabilities:Current Liabilities:Trade and Other Payable Exchange
Transactions:Water Inventory Bulk Purchases:Deposits**

And

IL0010060140030000000000000000000000000000

**Liabilities:Current Liabilities:Trade and Other Payable Exchange
Transactions:Water Inventory Bulk Purchases:Withdrawals**

PT03/30/00013078



**BEAUFORT-WES - BEAUFORT WEST - BHOBHOFOLO
MUNISIPALITEIT - MUNICIPALITY - U MASIPALA WASE**

DEPARTEMENT: FINANSIELE DIENSTE / DEPARTMENT: FINANCIAL SERVICES

ELEKTRONIESE BETALING / ELECTRONIC PAYMENT(EFT)

BETALINGSADVIES / PAYMENT VOUCHER

Tel # 023 414 8100

BTW/ VAT #: 40008 46 388

Privaatsak/Private Bag 582

E-mail: treasury@beaufortwestmun.co.za

Beaufort-Wes/West 6970

DT AAN:

Vendor Code

DT TO: **WATER & WASTE WATER ENGINEERING**

Verw. / Ref. #

ABSA

Bewys / Voucher #

25410

Code 632,005

Besending/ Batch #

WW 260331

Bank 4,059,931,038

Datum/Date

2026/03/ 31

FAX

Fakt / Inv #		
ACCOUNT FOR PURCHASE OF WATER: RECYCLING PLANT:	R	738,287.29
INV451		
	R	738,287.29

	Pos / Vote #	Bedrag / Amount	
	8178	R 738,287.29	
Totaal Debite		R 738,287.29	
BANK	8980 2500 0000	Kt / Ct	R 738,287.29

Korrek Gesertifiseer
Certified Correct

^^ Prepared by _____



MUNISIPALITEIT / MUNICIPALITY

BEAUFORT-WES/BEAUFORT WEST/BHOBHOFOLO

Kantoor van die Munisipale Bestuurder / Office of the Municipal Manager

MAGTIGING VIR BETALING

Hiermee verleen ek **A.C MAKENDLANA, WAARNEMENDE MUNISIPALE BESTUURDER**, goedkeuring vir die betaling van

.....

aan

.....

A.C MAKENDLANA
WAARNEMENDE MUNISIPALE BESTUURDER

GOEDKEUR	
NIE GOEDGEKEUR	
GOEDKEUR	
NIE GOEDGEKEUR	

AUTHORISATION FOR PAYMENT

I, **A.C MAKENDLANA, ACTING MUNICIPAL MANAGER**, grant approval

TO: NEWATER(WATER & WASTE WATER ENGINEERING)

PAYMENT FOR: PURCHASE OF WATER: RECYCLING PLANT : R 738,287.29

VERIFIED	
NOT VERIFIED	



A.C MAKENDLANA
ACTING MUNICIPAL MANAGER

APPROVED	<input checked="" type="checkbox"/>
NOT APPROVED	



**MUNISIPALITEIT / MUNICIPALITY / UMASIPALA-WASE
BEAUFORT-WES / BEAUFORT WEST / BHOBHOFOLO**

**DEPARTEMENT VAN DIE DIREKTEUR: INGENIEURSDIENSTE
DEPARTMENT OF THE DIRECTOR: ENGINEERING SERVICES
ISEBE LOMPHATHI OWONGAMELEYO: KWICANDELO LEZENJINELI**

Rig aseebilef alle korrespondensie aan die Munisipale Bestuurder/Kindly address all correspondence to the Municipal Manager/Yonke Imbalelwano mayithunyelwe kuMlawuli kaMasipala

Verwysing
Reference
Isalathiso

13/1/2/7/3

Privaatsak / Private Bag 582
Faks / Fax 023-4152811
Tel 023-4148101

Navrae
Enquiries
Imibuzo

C.B. Wright

E-pos / E-mail : pa.eng@beaufortwestmun.co.za
Birdstraat 61/63 Bird Street
BEAUFORT-WES
BEAUFORT WEST

Datum
Date

02 March 2026

6970

MEMORANDUM: CHIEF FINANCIAL OFFICER

**WATER & WASTE WATER ENGINEERING: ACCOUNT FOR PURCHASE OF
WATER: RECYCLING PLANT: R738,287.29**

Please find attached invoice 451 from NEWater (Water and Waste Water Engineering) for the purchase of purified water from the recycling plant.

For the period 01 to 28 February 2026, a total amount of 34,423.00 kl of water was delivered from the Recycling Plant, at a cost of R18.65 /kl excluding VAT. Costs amount to:
R 738,287.29.

Please pay out NEWater (Water & Waste Water Engineering) against post number **4050-0600-0000: Raw water purchases.**

For your further attention.

**C.B WRIGHT
SENIOR MANAGER: TECHNICAL SERVICES**




**L. NQOTOLA
DIRECTOR: INFRASTRUCTURE SERVICES**

To: Beaufort West Municipality Private Bag X582 Beaufort West 6970 Attention: Mr C Wright VAT nr: 400 084 6388	From: NEWater (Pty) Ltd P. O. Box 12845 Die Boord 7613 Attention: Mr P Marais Tel: (023) 414 8020 Fax: (023) 415 1373 VAT nr: 471 021 7383
---	---

Tel: (021) 880 1829
 Cell: (082) 870 1988

Invoice Number:	Date:	Terms:	Your Reference:	Page:
451	01-Mar-26	30 days		1

Description: Beaufort West Water Reclamation Plant	Total
1. Final Water Invoiced	
Final Water invoiced during February 2026	34,423.00 kl
	Invoiceable Water 34,423.00 kl
Rate per kl	R18.65
	Sub total R641,988.95
	VAT 15% R96,298.34
	Sub total (Including VAT) R738,287.29

Bank Details: ABSA Stellenbosch Branch Code: 33 44 10 Cheque Account nr: 405 993 1038	Total Due This Invoice R738,287.29
---	---


 Pierre Marais Pr Eng

01-Mar-26
 Date

Opsomming Februarie 2026

DATUM	Inlaatspoelwater Vloeiemeter	Overflow Chamber Vloeiemeter	RO Water Vloeiemeter (kl/dag)	Som van RO Water gelewer (kl)	Final Water Vloeiemeter (kl/dag)	Reservoir Vloeiemeter (kl/dag)	Notas
01-Feb-26	1140	2,510	1,306	1,306	-	1,214	
02-Feb-26	1268	2,057	1,315	2,621	-	1,128	
03-Feb-26	1704	2,656	1,323	3,944	-	1,201	
04-Feb-26	1606	2,591	1,303	5,247	-	1,207	
05-Feb-26	1705	2,309	1,313	6,560	-	1,218	
06-Feb-26	1191	3,134	1,300	7,860	-	1,215	
07-Feb-26	1714	2,675	1,365	9,225	-	1,221	
08-Feb-26	1691	2,788	1,298	10,523	-	1,190	
09-Feb-26	1681	2,732	1,307	11,830	-	1,209	
10-Feb-26	1717	2,955	1,308	13,138	-	1,224	Storm water
11-Feb-26	1210	2,225	1,711	14,849	-	1,567	Storm water
12-Feb-26	1190	3,417	1,816	16,665	-	1,676	
13-Feb-26	1644	3,195	1,828	18,493	-	1,761	
14-Feb-26	1611	3,085	1,601	20,094	-	1,504	
15-Feb-26	1101	2,573	0	20,094	-	0	Maturation river cleaning. CIP RO Stage 1&2. UF Extended Soak
16-Feb-26	1249	3,461	1,430	21,524	-	1,210	Maturation river Filling. Plant Started At 14:00
17-Feb-26	1107	3,063	1,310	22,834	-	1,220	
18-Feb-26	1194	3,263	1,316	24,150	-	1,221	
19-Feb-26	1588	2,000	1,318	25,468	-	1,216	
20-Feb-26	1691	2,786	1,305	26,773	-	1,217	
21-Feb-26	1446	2,107	1,305	28,078	-	1,233	Rou water Vloeiemeter getrip
22-Feb-26	1223	2,840	1,307	29,385	-	1,210	
23-Feb-26	1611	1,795	1,296	30,681	-	1,205	
24-Feb-26	1648	3,274	1,327	32,008	-	1,227	
25-Feb-26	1107	1,741	1,322	33,330	-	1,216	
26-Feb-26	1178	2,337	1,405	34,735	-	1,218	
27-Feb-26	1898	2,466	1,295	36,030	-	1,188	
28-Feb-26	1910	2,521	1,401	37,431	-	1,307	
	123,765	74,556	37,431	37,431	0	A 34,423	

Opsomming

Finale Water gelewer by Reservoir in Februarie 2026 (A)

34,423

Statement

Date of Statement: **1 March 2026**

<p>To:</p> <p>Beaufort West Municipality Private Bag X582 Beaufort West 6970 Attention: Mr C Wright</p> <p>VAT nr: 400 084 6388</p>	<p>From:</p> <p>NEWater (Pty) Ltd P.O. Box 12845 Die Boord STELLENBOSCH 7613</p> <p>VAT nr: 471 021 7383</p>
<p>Tel: (023) 414 8020 Fax: (023) 415 1373</p>	<p>Tel: (021) 880 1829 Cell: (082) 870 1988</p>

Invoice No	Date Submitted	Amount	Paid	Payment Received
444	01-Aug-25	R 733,510.09	R -733,510.09	28-Aug-25
445	01-Sept-25	R 695,253.19	R -695,253.19	29-Sept-25
446	01-Oct-25	R 769,585.04	R -769,585.04	31-Oct-25
447	01-Nov-25	R 756,119.27	R -756,119.27	27-Nov-25
448	01-Dec-25	R 702,193.88	R -702,193.88	30-Dec-25
449	01-Jan-26	R 831,365.46	R -831,365.46	31-Jan-26
450	01-Feb-26	R 706,137.49	R -706,137.49	28-Feb-26
451	01-Mar-26	R 738,287.29		

Total Amount Invoiced	Payments Received	Balance Outstanding
R 5,932,451.71	R -5,194,164.42	R 738,287.29

120+ Days	90 Days - 119 Days	60 Days - 89 Days	30 Days - 59 Days	Current - 29 Days
R -	R -	R -	R -	R 738,287.29


 Pierre Marais Pr Eng

1 March 2026
 Date

Date: 02/04/2026 Time: 9:07:46 AM

Profile name:	BEAUFORT WEST MUNICIPALITY
Batch reference number:	250026189
Payment reference number:	000000005741880956
Payment date:	31/03/2026
Payment capture date:	31/03/2026
Payment authorise date and time:	31/03/2026 02:19:02 PM
From account name:	*BEAUFORT WEST MUNICIPALITY
From account description:	*BEAUFORT WEST MUNICIPALITY
From account statement description:	15/25410*WATER & WAS
Beneficiary account number:	4059931038
Beneficiary/ Recipient name:	WATER & WASTEWATER ENGINEERING
Beneficiary statement description:	Beaufort West Municipality
Branch code:	632005
Amount:	738,287.29
Real-time:	No

Additional comments by payer:

View your account to confirm that you have received this payment.


- All payments are subject to clearing rules.

Please refer to landing page for cut off times and telephone numbers.

 Profile name:BEAUFORT WEST MUNICIPALITY
 Profile number:4000294773

 User name:BRADLEY JUAN DRE DAMON
 User ID:16

 Small Business Services: 0860 116 400
 Business Banking: 0860 111 055



Private Bag 582
Beaufort West
Beaufort West - 6970

Tel: 023 414 8100
Fax: 023 414 8105
Email: treasury@beaufortwestmun.co.za
Website: www.beaufortwestmun.co.za
Municipality VAT No.: 4000846388

Payment Instruction Detail

Status - Awaiting Payment Approval

Payment Instruction Number	Payment Instruction Date	Payment Id	Payment Doc Number	Payment Type	Transaction Type	Cashbook	Payment Due Date	Total Payment Amount	Outstanding Payment Amount
PI03/24/00043035/2025-2026	24/03/2026	43035	15/25360	Normal	Exp - Direct Payment EFT	Nedbank 2026	04/04/2026	R 29 107.51	R 29 107.51

VENDOR DETAILS

Vendor Name	Vendor Number	Bank	Account Number	Branch Code	Account Type	Payment Reference
AD NIGRINI	SCM/392	Standard Bank	82957002	051001	Cheque/Current Account	AD NIGRINI

INVOICE DETAILS

Invoice Number	Vendor/Creditor Invoice Number	Vendor Invoice Date	Goods/Service Description	Invoice Amount (excl. VAT)	VAT	Invoice Amount (Incl. VAT)	Reason for Late Payment
SP/24/3/00024205/2025-2026	INV NO. KH5 74	05/03/2026	Water Services Programme, Water Treatment Project / Water / 01 FEBRUARY TO 28 FEBRUARY 2026	R 25 310.88	R 3 796.63	R 29 107.51	

1 of 1



Find | Next

Private Bag 582

Beaufort West

Beaufort West - 6970

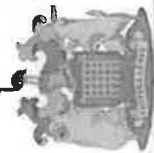
Tel: 023 414 8100

Fax: 023 414 8105

Email: treasury@beaufortwestimun.co.za

Website: www.beaufortwestimun.co.za

Municipality VAT No:- 4000846988



Sundry Invoice Detail

Invoice Number SPI24/3/00024205/2025-2026 **Vendor Name** AD NIGRINI

Invoice Date 05/03/2026 **Vendor Number** SCM/392

Company Type

Vendor Invoice Number	Project Name	Project Item	Plan Item ID	Purchase Item	Quantity	Unit Price	Invoice Amount (Excl. VAT)	VAT	Invoice Amount (Incl. VAT)
INV NO. KH5 74	8178 - Water Services Programme_ Water Treatment Project	Water IE007004000000000000000000000000000000000000	169908	01 FEBRUARY TO 28 FEBRUARY 2026	1.0000	R 25 310.88	R 25 310.88	R 3 796.63	R 29 107.51
Total Amount							R 25 310.88	R 3 796.63	R 29 107.51

Print Date: 24/03/2026 10:33 AM

User: Dasiela Melani

Page 1 of 1



**MUNISIPALITEIT / MUNICIPALITY
BEAUFORT-WES/BEAUFORT WEST/BHOBHOFOLO**

Departement van die Direkteur: Ingenieursdienste / Department of the Director: Engineering Services
Isebe Lomphathi Owongameleyo: Kwicandelo Lezenjineli

MAGTIGING VIR BETALING

Hiermee verleen ek **Luzuko Nqotola**, Direkteur: Infrastruktuur Dienste

goedkeuring vir die betaling van..... aan

GOEDKEUR	
NIE GOEDGEKEUR	

L. NQOTOLA
DIREKTEUR:INFRASTRUKTUUR DIENSTE

AUTHORISATION FOR PAYMENT

I **Luzuko Nqotola**, Director: Infrastructure Services, hereby approve the

Payment of R.29,107.51 to Mr AD Nigrin: Klem Hansriwer

APPROVED	<input checked="" type="checkbox"/>
DISAPPROVED	<input type="checkbox"/>



L. NQOTOLA
DIRECTOR: INFRASTRUCTURE SERVICES



**MUNISIPALITEIT / MUNICIPALITY / UMASIPALA-WASE
BEAUFORT-WES / BEAUFORT WEST / BHOBHOFOLO**

**DEPARTEMENT VAN DIE DIREKTEUR: INGENIEURSDIENSTE
DEPARTMENT OF THE DIRECTOR: ENGINEERING SERVICES
ISEBE LOMPHATHI OWONGAMELEYO: KWICANDELO LEZENJINELI**

Rig asseblief alle korrespondensie aan die Munisipale Bestuurder/Kindly address all correspondence to the Municipal Manager/Yonke Imbelelwano meythunyelwe kuMlawfi kaMaspala

Verwysing
Reference
Isalathiso 13/1/2/2: Koop Water: Klein Hansrivier

Privaatsak / Private Bag 582
Faks / Fax 023-415 2811
Tel 023-4148101

Navrae
Enquiries
Imibuzo C.B. Wright

E-pos / E-mail : louw@beaufortwestmun.co.za
Birdstraat 61/63 Bird Street
BEAUFORT-WES
BEAUFORTWEST

Datum
Date 05 March 2026

BHOFOLO
697

MEMO DIRECTOR: FINANCIAL SERVICES

PURCHASES RAW WATER: MR. AD NIGRINI: KLEIN HANSRIVIER

Find attached invoice no. KH5 74 , dated 05 March 2026 from Mr. AD Nigrini for the purchases of raw water for the period 01 February 2026 to 28 February 2026, from the farm Klein Hansrivier.

Raw water KH5:9.072 m ³ vote no.4050-0600-0000 @ R2.79	R25,310.88
Plus 15% VAT	<u>3,796.63</u>
Amount payable to AD Nigrini	R29,107.51

Please make an electronic transfer in favour of AD Nigrini. The bank details are: AD Nigrini, Standard Bank, Beaufort West, Account No. 082957002, Branch 050008. The payment must be made from the vote number mentioned above.

It is hereby certified that the amount of R29,107.51 has not been previously paid out.

For your further attention and settlement.


**C.B WRIGHT
SENIOR MANAGER: TECHNICAL SERVICES**


**L. NQOTOLA
DIRECTOR: INFRASTRUCTURE SERVICES**

TAX INVOICE / BELASTINGFAKTUUR

KH5 74

From
Van *A. D. Wiggins*
Rheestekop 1, Box 91
Beaufort West 6970

Date
Datum *5/3/2026*

V.A.T. Reg. No./B.T.W. Gereg. Nr.

454-0190503

To
Aan *B. J. Van Wyngaert*
Beaufort West
Privaatsak 1582
6970

V.A.T. Reg. No.
B.T.W. Gereg. Nr.

40084636

Quantity Hoëv.	Description Beskrywing	Unit Price Eenhedsprijs	Amount Bedrag
	<i>7</i>		
	<i>1 Februarie - 28 Februarie 2026</i>		
	<i>9072 m³ @ R279/m³</i>		<i>25310 88</i>

TERMS TERME <i>St-Rely</i>	<i>15</i> Delete as applicable Skrap waar nie van toepassing nie	Sub Total Subtotaal	
		V.A.T. inclusive % B.T.W. Ingesluit	<i>3796 63</i>
		TOTAL TOTAAL	<i>29107 51</i>

[Signature]

Date: 02/04/2026 Time: 9:16:37 AM

Profile name:	BEAUFORT WEST MUNICIPALITY
Batch reference number:	250004141
Payment reference number:	000000005741876723
Payment date:	31/03/2026
Payment capture date:	31/03/2026
Payment authorise date and time:	31/03/2026 02:22:22 PM
From account name:	*BEAUFORT WEST MUNICIPALITY
From account description:	*BEAUFORT WEST MUNICIPALITY
From account statement description:	15/25360*AD NIGRINI
Beneficiary account number:	82957002
Beneficiary/ Recipient name:	AD NIGRINI
Beneficiary statement description:	Beaufort West Municipality
Branch code:	051001
Amount:	29,107.51
Real-time:	No

Additional comments by payer:

View your account to confirm that you have received this payment.

- All payments are subject to clearing rules.

Please refer to landing page for cut off times and telephone numbers.

Profile name:BEAUFORT WEST MUNICIPALITY
Profile number:4000294773User name:BRADLEY JUAN DRE DAMON
User ID:16Small Business Services: 0860 116 400
Business Banking: 0860 111 055

PI03/24/100043026



BEAUFORT-WES - BEAUFORT WEST - BHOBHOFOLO
MUNISIPALITEIT - MUNICIPALITY - U MASIPALA WASE

DEPARTEMENT: FINANSIËLE DIENSTE / DEPARTMENT: FINANCIAL SERVICES

ELEKTRONIESE BETALING / ELECTRONIC PAYMENT(EFT)

BETALINGSADVIES / PAYMENT VOUCHER

Tel # 023 414 8100

BTW/ VAT #: 40008 46 388

Privaatsak/Private Bag 582

E-mail: treasury@beaufortwestmun.co.za

Beaufort-Wes/West 6970

DT AAN:

Vendor Code

DT TO:

AD NIGRINI

Verw. / Ref. #

STD

Bewys / Voucher #

25361

Code

050 008

Besending/ Batch #

DM 2603

Bank

082 957 002

Datum/Date

2026/03/

Fakt / Inv #		
	PURCHASES RAW WATER: MR AD NIGRINI: RHENOSTERKOP	R 17,371.20
	INV NO. RH 29	
		R 17,371.20

	Pos / Vote #	Bedrag / Amount	Totaal / Total
	8178	R 17,371.20	
Totaal Debite		R 17,371.20	
BANK	8980 2500 0000	Kt / Ct	R 17,371.20

Korrek Gesertifiseer
Certified Correct

PREPARED BY

Private Bag 582
Beaufort West
Beaufort West - 6970

Tel: 023 414 8100
Fax: 023 414 8105
Email: treasury@beaufortwestmun.co.za
Website: www.beaufortwestmun.co.za
Municipality VAT No.- 4000846388

Payment Instruction Detail

Status - Awaiting Payment Approval									
Payment Instruction Number	Payment Instruction Date	Payment Id	Payment Doc Number	Payment Type	Transaction Type	Cashbook	Payment Due Date	Total Payment Amount	Outstanding Payment Amount
PI03/24/00043036/2025-2026	24/03/2026	43036	15/25361	Normal	Exp - Direct Payment EFT	Nedbank 2026	04/04/2026	R 17 371.20	R 17 371.20

VENDOR DETAILS

Vendor Name	Vendor Number	Bank	Account Number	Branch Code	Account Type	Payment Reference
AD NIGRINI	SCM/392	Standard Bank	82957002	051001	Cheque/Current Account	AD NIGRINI

INVOICE DETAILS

Invoice Number	Vendor/Creditor Number	Invoice Number	Vendor Invoice Date	Goods/Service Description	Invoice Amount (excl. VAT)	VAT	Invoice Amount (Incl. VAT)	Reason for Late Payment
SP124/3/00024206/2025-2026	INV NO. RH 29	05/03/2026	05/03/2026	Water Services Programme, Water Treatment Project / Water / 01 FEBRUARY TO 28 FEBRUARY 2026	R 15 105.39	R 2 265.81	R 17 371.20	

Private Bag 582
Beaufort West
Beaufort West - 6970

Tel: 023 414 8100
Fax: 023 414 8105
Email: treasury@beaufortwestmun.co.za
Website: www.beaufortwestmun.co.za
Municipality VAT No: 4000846388



Sundry Invoice Detail

Invoice Number SPI24/3/00024206/2025-2026
Invoice Date 05/03/2026
Vendor Name AD NIGRINI
Vendor Number SCM/392
Company Type

Vendor Invoice Number	Project Name	Project Item	Plan Item ID	Purchase Item	Quantity	Unit Price	Invoice Amount (Excl. VAT)	VAT	Invoice Amount (Incl. VAT)
INV NO. RH 29	8178 - Water Services Programme_ Water Treatment Project	Water	169908	01 FEBRUARY TO 28 FEBRUARY 2026	1.0000	R 15 105.39	R 15 105.39	R 2 265.81	R 17 371.20
Total Amount							R 15 105.39	R 2 265.81	R 17 371.20



**MUNISIPALITEIT / MUNICIPALITY
BEAUFORT-WES/BEAUFORT WEST/BHOBHOFOLO**

Departement van die Direkteur: Ingenieursdienste / Department of the Director: Engineering Services
Isebe Lomphathi Owongameleyo: Kwicandelo Lezenjineli

MAGTIGING VIR BETALING

Hiermee verleen ek **Luzuko Nqotola**, Direkteur: Infrastruktuur Dienste

goedkeuring vir die betaling van..... aan

GOEDKEUR	
NIE GOEDGEKEUR	

L. NQOTOLA
DIREKTEUR:INFRASTRUKTUUR DIENSTE

AUTHORISATION FOR PAYMENT

I **Luzuko Nqotola**, Director: Infrastructure Services, hereby approve the

Payment of R. 17 371.20 to Mr. A.D Nigam: Rhenosterkop

APPROVED	<input checked="" type="checkbox"/>
DISAPPROVED	<input type="checkbox"/>

L. NQOTOLA
DIRECTOR: INFRASTRUCTURE SERVICES



**MUNISIPALITEIT / MUNICIPALITY / UMASIPALA-WASE
BEAUFORT-WES / BEAUFORT WEST / BHOBHOFOLO**

DEPARTEMENT VAN DIE DIREKTEUR: INGENIEURSDIENSTE
DEPARTMENT OF THE DIRECTOR: ENGINEERING SERVICES
ISEBE LOMPHATHI OWONGAMELEYO: KWICANDELO LEZENJINELI

Rig asseblif alle korrrespondensie aan die Munisipale Bestuurder/Kindly address all correspondence to the Municipal Manager/Yonke Imbalelwano mayithunyelwe kuMlawuli kaMasipala

Verwysing
Reference
Isalathiso 13/1/2/2: Koop Water: Rhenosterkop

Privaatsak / Private Bag 582
Faks / Fax 023-415 2811
Tel 023-4148101

Navrae
Enquiries
Imibuzo C.B. Wright

E-pos / E-mail : louw@beaufortwestmun.co.za
Birdstraat 61/63 Bird Street
BEAUFORT-WES
BEAUFORT WEST

Datum
Date 05 March 2026

6970

MEMORANDUM : CHIEF FINANCIAL OFFICER

PURCHASES RAW WATER: MR. A.D NIGRINI: RHENOSTERKOP

Find attached invoice no RH 29 , dated 05 March 2026 from Mr. A.D Nigrini for the purchases of raw water for the period 01 February 2026 to 28 February 2026 from the farm Rhenosterkop.

10 857 m ³ kiloliter raw water @ R1.60 incl VAT	R15 105.39
Plus 15% VAT	<u>2 265.81</u>
Amount payable to A.D Nigrini	R17 371.20

Please make an electronic transfer in favour of A.D Nigrini. The bank details are: A.D Nigrini, Standard Bank Beaufort-Wes, Account number: 082 957 002, Branch, 050008. The payout must be made from vote number 4050-0600-0000.

It is hereby certified that the amount of R 17 371.20 has not been previously paid out.

For your further attention and settlement.


C.B WRIGHT
SENIOR MANAGER: TECHNICAL SERVICES


L. NGOTOLA
DIRECTOR: INFRASTRUCTURE SERVICES



**MUNISIPALITEIT / MUNICIPALITY / UMASIPALA-WASE
BEAUFORT-WES / BEAUFORT WEST / BHOBHOFOLO**

**DEPARTEMENT VAN DIE DIREKTEUR: INGENIEURSDIENSTE
DEPARTMENT OF THE DIRECTOR: ENGINEERING SERVICES
ISEBE LOMPHATHI OWONGAMELEYO: KWICANDELO LEZENJINELI**

Rig asseblief alle korrespondensie aan die Munisipale Bestuurder/Kindy address all correspondence to the Municipal Manager/Yonke Imbelelwano mayithunyelwa kuMawili kaMasipala

Verwysing
Reference
Isalathiso 13/1/2/2: Koop Water: Rhenosterkop

Privaatsak / Private Bag 582
Faks / Fax 023-415 2811
Tel 023-4148101

Navrae
Enquiries
Imibuzo C.B. Wright

E-pos / E-mail : louw@beaufortwestmun.co.za
Birdstraat 61/63 Bird Street
BEAUFORT-WES
BEAUFORT WEST

Datum
Date 05 Maart 2026

BHOBHOFOLO
6970

Rhenosterkop
Beaufort-Wes
6970

Aandag Mnr. A.Nigrini

AANKOPE ROUWATER: MNR. A.D NIGRINI- RHENOSTERKOP

Hier onder is 'n opsomming van die water wat by die verskillende boorgate op u eiendom onttrek was. Die onttrekkings syfers is vir die tydperk vanaf 01 Februarie 2026 tot 28 Februarie 2026.

BOORGAT	BEGIN LESING	EIND LESING	TOTAAL m ³
Rhenosterkop	540274	552350	12076
Dam	86605	87824	1219
Totale m³ water onttrek			10 857m³

Hiermee word u dus versoek om 'n rekening te lewer aan Beaufort-Wes Munisipaliteit vir die bogenoemde hoeveelheid rou water wat by u aangekoop word volgens die kontrak gesluit met Beaufort-Wes Munisipaliteit. Die tarief soos ooreengekom en vervat in die ooreenkoms is R1.60 per m³ BTW ingesluit.

Vir u verdere aandag.


C.B WRIGHT
BESTUURDER:TEGNIESE DIENSTE
/hb

RH

AX INVOICE / BELASTINGFAKTUUR

29

to: *A.D. Miquini*
Rhinoskop P.O. Box 191
Breda, West 6970

Date Datum *5/3/2026*
V.A.T. Reg. No./B.T.W. Gereg. Nr.
4540190503

o: *B/Wes Wimpelsteit*
Breda, West Privaatstr 582
6970

V.A.T. Reg.No.
B.T.W. Gereg. Nr.
400084636

Quantity Hoev.	Description Beskrywing	Unit Price Eenhedsprys	Amount Bedrag
	<i>1 Februarie - 28 Februarie 2026</i>		
	<i>10 857 m³ @ R1,60/m³</i>		<i>15105 39</i>

ERMS
ERME *St. Kelly*

Sub Total
Subtotaal
V.A.T. inclusive
% B.T.W. Ingesluit
15
Delete as applicable
Skrap waar nie van toepassing nie
TOTAL
TOTAAL

2265 81
R17371 20

2

Date: 02/04/2026 Time: 9:16:37 AM

Profile name:	BEAUFORT WEST MUNICIPALITY
Batch reference number:	250004141
Payment reference number:	00000005741876724
Payment date:	31/03/2026
Payment capture date:	31/03/2026
Payment authorised date and time:	31/03/2026 02:22:22 PM
From account name:	*BEAUFORT WEST MUNICIPALITY
From account description:	*BEAUFORT WEST MUNICIPALITY
From account statement description:	15/25361*AD NIGRINI
Beneficiary account number:	82957002
Beneficiary/ Recipient name:	AD NIGRINI
Beneficiary statement description:	Beaufort West Municipality
Branch code:	051001
Amount:	17,371.20
Real-time:	No

Additional comments by payer:

View your account to confirm that you have received this payment.

- All payments are subject to clearing rules.

Please refer to landing page for cut off times and telephone numbers.

Profile name:BEAUFORT WEST MUNICIPALITY
Profile number:4000294773User name:BRADLEY JUAN DRE DAMON
User ID:16Small Business Services: 0860 116 400
Business Banking: 0860 111 055

NWRI Customer Ref no: 60001054
 Customer No: 22060065
 Contract Acc. No: 100155950
 Document No: 412808202
 Document Date: 28.02.2026
 Payment Terms: 30 Days
 Due Date: 30.03.2026
 Customer VAT Reg. No: 4000846388

TAX INVOICE
 DWS VAT Reg. no 4040112361



water & sanitation

Department:
 Water and Sanitation
 REPUBLIC OF SOUTH AFRICA

YOUR CONTACT OFFICE:

Department: Water and Sanitation
 Private Bag X313
 Pretoria
 0001

R535 Waterbron Building
 185 Francis Baard Street
 Pretoria
 PHONE 0800 200 200
 FAX 012 336 1408
 Email:revenue@dws.gov.za

Bill To:
 HEAD OF FINANCE
 BEAUFORT-WEST LOCAL MUNICIPALITY
 PRIVATE BAG X582
 BEAUFORT WEST
 6970

Water Use Description	Tariff Category	Quantity m3/HA Registered/Consumed	Unit Price (c/m3/HA)	Amount (Rand)
Property Details: Property Name: ERF 1943; Property Number: 33740; Registration Division: BEAUFORT WEST; Portion Number: 0; Title Deed: T12772/2003 Water Use Details: WMA: BREEDE-GOURITZ; Legal Sector Code: 21A Tk water fr a water resource; Water Use Sector: DOMESTIC & INDUSTRIAL; Water Source Type: SCHEME; Contract No: 10086925 (22060065/2) Water Use Period: 01.02.2026 to 28.02.2026				
	Consumptive (O&M)	58,540.00	28.62	16,754.15
	Consumptive (ROA)	58,540.00	541.30	316,877.02
	Consumptive (Depr)	58,540.00	89.21	52,223.53
	Plus 15.00% VAT			57,878.21
	Subtotal			443,732.91
	WRL(0%VAT)	58,540.000	8.08	4,730.03
	WRL(0%VAT)	0.000	0.00	0.00
	Total Charges			448,462.94

385854.70
 -57878.21

Bank Name: ABSA Bank
 Account Number: 4054697285
 Branch Code: 630145
 Reference : Contract Acc.No.

Bank Name: FNB
 Account Number: 62030646311
 Branch Code: 250655
 Reference : Contract Acc.No.

Bank Name: Standard Bank
 Account Number: 010215808
 Branch Code: 051001
 Reference: Contract Acc.No.



Proof of payment

Date: 02/04/2026 Time: 9:07:46 AM

Profile name:	BEAUFORT WEST MUNICIPALITY
Batch reference number:	250026189
Payment reference number:	000000005741880953
Payment date:	31/03/2026
Payment capture date:	31/03/2026
Payment authorise date and time:	31/03/2026 02:19:02 PM
From account name:	*BEAUFORT WEST MUNICIPALITY
From account description:	*BEAUFORT WEST MUNICIPALITY
From account statement description:	15/25407*WATER & SAN
Beneficiary account number:	4054697285
Beneficiary/ Recipient name:	WATER & SANITATION
Beneficiary statement description:	MDR-WC053
Branch code:	632005
Amount:	448,462.94
Real-time:	No

Additional comments by payer:

View your account to confirm that you have received this payment.


- All payments are subject to clearing rules.

Please refer to landing page for cut off times and telephone numbers.

Profile name:BEAUFORT WEST MUNICIPALITY
Profile number:4000294773

User name:BRADLEY JUAN DRE DAMON
User ID:16

Small Business Services: 0860 116 400
Business Banking: 0860 111 055



Private Bag 582
Beaufort West
Beaufort West - 6970

Tel: 023 414 8100
Fax: 023 414 8105
Email: treasury@beaufortwestmun.co.za
Website: www.beaufortwestmun.co.za
Municipality VAT No:- 4000846388

Payment Instruction Detail


PAYMENT DETAILS										Status - Awaiting Payment Approval	
Payment Instruction Number	Payment Instruction Date	Payment Id	Doc Number	Payment Type	Transaction Type	Cashbook	Payment Due Date	Total Payment Amount	Outstanding Payment Amount		
P103/24/00043037/2025-2026	24/03/2026	43037	15/25362	Normal	Exp - Direct Payment EFT	Nedbank 2026	04/04/2026	R 55 980.80	R 55 980.80		

VENDOR DETAILS

Vendor Name	Vendor Number	Bank	Account Number	Branch Code	Account Type	Payment Reference
E/L J NEL STEENROTSFONTEIN TRUST	SCM/2671	First National Bank	6316868960	250655	Current Accounts	Beaufort West Municipality

INVOICE DETAILS

Invoice Number	Vendor/Creditor Number	Vendor Invoice Date	Goods/Service Description	Invoice Amount (excl. VAT)	VAT	Invoice Amount (Incl. VAT)	Reason for Late Payment
SPI10/3/00024110/2025-2026	INV NO: 10	05/03/2026	Water Services Programme, Water Treatment Project / Water / 01 FEBRUARY TO 28 FEBRUARY 2026	R 48 678.96	R 7 301.84	R 55 980.80	



Private Bag 582
Beaufort West
Beaufort West - 8970

Tel: 023 414 8100
Fax: 023 414 8105
Email: treasury@beaufortwestmun.co.za
Website: www.beaufortwestmun.co.za
Municipality VAT No:- 4000846388

Sundry Invoice Detail

Invoice Number SP110/3/00024110/2025-2026 **Vendor Name** E/L J NEL STEENROTSFONTEIN TRUST
Invoice Date 05/03/2026 **Vendor Number** SCM/2671
Company Type

Vendor Invoice Number	Project Name	Project Item	Plan Item ID	Purchase Item	Quantity	Unit Price	Invoice Amount (Excl. VAT)	VAT	Invoice Amount (Incl. VAT)
INV NO: 10	8178 - Water Services Programme, Water Treatment Project	Water	169908	01 FEBRUARY TO 28 FEBRUARY 2026	1.0000	R 48 678.96	R 48 678.96	R 7 301.84	R 55 980.80
Total Amount							R 48 678.96	R 7 301.84	R 55 980.80



**MUNISIPALITEIT / MUNICIPALITY
BEAUFORT-WES/BEAUFORT WEST/BHOBHOFOLO**

Departement van die Direkteur: Ingenieursdienste / Department of the Director: Engineering Services
Isebe Lomphathi Owongameleyo: Kwicandelo Lezenjineli

MAGTIGING VIR BETALING

Hiermee verleen ek **Luzuko Nqotola**, Direkteur: Infrastruktuur Dienste

goedkeuring vir die betaling van..... aan

GOEDKEUR	
NIE GOEDGEKEUR	

L. NQOTOLA
DIREKTEUR:INFRASTRUKTUUR DIENSTE

AUTHORISATION FOR PAYMENT

I **Luzuko Nqotola**, Director: Infrastructure Services, hereby approve the

Payment of R 55 980.80 to E/L J Nel: Steenrotsfontein

APPROVED	
DISAPPROVED	

L. NQOTOLA
DIRECTOR: INFRASTRUCTURE SERVICES



**MUNISIPALITEIT / MUNICIPALITY / UMASIPALA-WASE
BEAUFORT-WES / BEAUFORT WEST / BHOBHOFOLO**

DEPARTEMENT VAN DIE DIREKTEUR: INGENIEURSDIENSTE
DEPARTMENT OF THE DIRECTOR: ENGINEERING SERVICES
ISEBE LOMPHATHI OWONGAMELEYO: KWICANDELO LEZENJINELI

Rig asobhofof alle korrespondensie aan die Munisipale Bestuurder/Kindly address all correspondence to the Municipal Manager/Yonke Imbelelwano mayithunyelwa kuMlawuli kaMasipala

Verwysing
Reference
Isalathiso 13/1/2/2: Water Purchase: Steenrotsfontein

Privaatsak / Private Bag 582
Faks / Fax 023-415 2811
Tel 023-4148101

Navrae
Enquiries
Street
Imibuzo C.B. Wright

E-pos / E-mail : louw@beaufortwestmun.co.za
Birdstraat 61/63 Bird

Datum
Date 05 March 2026

BEAUFORT-WES
BEAUFORT WEST
6970

MEMORANDUM TO CHIEF FINANCIAL OFFICER

PURCHASES RAW WATER: E/L J NEL: STEENROTSFONTEIN

Find attached invoice no.10, dated 05 March 2026 from E/L J.Nel for the purchases of raw water for the period 01 February 2026 to 28 February 2026, from the farm Steenrotsfontein.

34 988 m ³ kiloliter raw water	@ R1.60 (incl VAT)	R 48,678.96
Plus 15% VAT		<u>R 7,301.84</u>

Amount payable to E/L J Nel	<u>R 55,980.80</u>
-----------------------------	--------------------

Please make an electronic transfer in favour of E/L J Nel. The bank details are: E/L J Nel, First National Bank Beaufort-Wes, Account number: 631 6868 8960. The payment must be made from vote number 4050-0600-0000.

It is hereby certified that the amount of R 55,980.80 has not been previously paid out.

For your further attention and settlement.


C.B WRIGHT
SENIOR MANAGER: TECHNICAL SERVICES
/hb


L. NGOTOLA
DIRECTOR: INFRASTRUCTURE SERVICES
/hb

TAX INVOICE / BELASTINGFAKTUUR

10

From Van	EJ J Nel Aleenwotjondew Postbus 388 Beaufort-Wes 6970.	Date Datum	5.3.26.
		V.A.T. Reg. No./B.T.W. Gereg. Nr.	4750102115

To Aan	Munisipaliteit Beaufort-Wes 6970.	V.A.T. Reg. No. B.T.W. Gereg. Nr.	4000846388
-----------	--------------------------------------	--------------------------------------	------------

Quantity Hoef.	Description Beskrywing	Unit Price Eenheidsprys	Amount Bedrag
34988 m ³	rouwwater onttrek op Aleenwotjondew in Februarie 2026 @ R1-60 per m ³	R	48,678 96
<p>EJ Nel END Beaufort-Wes Rekg Nr. 6316868896</p>			
		Sub Total Subtotaal	R 48,678 96
		V.A.T. inclusive % B.T.W. Ingesluit	7,301 84
		TOTAL TOTAAL	R 55,980 80

TERMS
TERME _____

Delete as applicable
Skrap waar nie van toepassing nie

Haad .

E/2 J Nel, Steenrotsfontein, Postbus 388, Beaufort-Wes 6970

Munisipaliteit, Beaufort-Wes 6970

Datum

Faktuur Nr.

Bedrag

5. 3. 26

10

R 55, 980.-80





**MUNISIPALITEIT / MUNICIPALITY / UMASIPALA-WASE
BEAUFORT-WES / BEAUFORT WEST / BHOBHOFOLO**

**DEPARTEMENT VAN DIE DIREKTEUR: INGENIEURSDIENSTE
DEPARTMENT OF THE DIRECTOR: ENGINEERING SERVICES
ISEBE LOMPHATHI OWONGAMELEYO: KWICANDELO LEZENJINELI**

Rig asseblief alle korrrespondensie aan die Munisipale Bestuurder/Kindly address all correspondence to the Municipal Manager/Yonke Imbelelwano mayithunyelwe kuMlawli kaMsipala

Verwysing
Reference
Isalathiso

13/1/2/2: Koop Water: Steenrots

Privaatsak / Private Bag 582
Faks / Fax 023-415 2811
Tel 023-414 8101

Navrae
Enquiries
Imibuzo

C.B. Wright

E-pos / E-mail : pa.eng@beaufortwestmun.co.za
Birdstraat 61/63 Bird Street
BEAUFORT-WES
BEAUFORT WEST
6970

Datum
Date

04 Maart 2026

Steenrotsfontein
Beaufort-Wes
6970

Aandag Mnr. N. Nel

AANKOPE ROUWATER: E/L. J. NEL - STEENROTSFONTEIN

Hier onder is 'n opsomming van die water wat by die verskillende boorgate op u eiendom onttrek was. Die onttrekkings syfers is vir die tydperk vanaf 01 Februarie 2026 tot 28 Februarie 2026.

BOORGAT	BEGIN LESING	EIND LESING	TOTAAL m ³
SR 4	0	0	0
SR 5	623014	635337	12323
SR 9	81526	93092	11566
SR 10	127755	138854	11099
Totale m³ water onttrek			34 988m³

Hiermee word u dus versoek om 'n rekening te lewer aan Beaufort-Wes Munisipaliteit vir die bogenoemde hoeveelheid rou water wat by u aangekoop word volgens die kontrak gesluit met Beaufort-Wes Munisipaliteit. Die tarief soos ooreengekom en vervat in die ooreenkoms is R1.60 per m³ BTW ingesluit.

Vir u verdere aandag.


C.B WRIGHT
BESTUURDER: TEGNIESE DIENSTE
/hb



Proof of payment

Date: 02/04/2026 Time: 9:16:37 AM

Profile name:	BEAUFORT WEST MUNICIPALITY
Batch reference number:	250004141
Payment reference number:	000000005741876725
Payment date:	31/03/2026
Payment capture date:	31/03/2026
Payment authorise date and time:	31/03/2026 02:22:22 PM
From account name:	*BEAUFORT WEST MUNICIPALITY
From account description:	*BEAUFORT WEST MUNICIPALITY
From account statement description:	15/25362*Beaufort We
Beneficiary account number:	63168688960
Beneficiary/ Recipient name:	E/L J NEL STEENROTSFONTEIN TRUST
Beneficiary statement description:	Beaufort West Municipality
Branch code:	250655
Amount:	55,980.80
Real-time:	No

Additional comments by payer:

View your account to confirm that you have received this payment.

- All payments are subject to clearing rules.

Please refer to landing page for cut off times and telephone numbers.

Profile name:BEAUFORT WEST MUNICIPALITY
Profile number:4000294773

User name:BRADLEY JUAN DRE DAMON
User ID:16

Small Business Services: 0860 116 400
Business Banking: 0860 111 055


March 2026

IL00100600800200000000000000000000000000

**Liabilities:Current Liabilities:Trade and Other Payable Exchange
Transactions:Electricity Bulk Purchase:Deposits**

Private Bag 582
Beaufort West
Beaufort West - 6870

Tel: 023 414 8100
Fax: 023 414 8105
Email: treasury@beaufortwestmun.co.za
Website: www.beaufortwestmun.co.za
Municipality VAT No:-4000846388



Payment Instruction Detail

Status - Awaiting Payment Approval

Payment Instruction Number	Payment Instruction Date	Payment Id	Doc Number	Payment Type	Transaction Type	Cashbook	Payment Due Date	Total Payment Amount	Outstanding Payment Amount
PI03/24/00043020/2025-2026	24/03/2026	43020	15/25345	Normal	Exp - Direct Payment EFT	Nedbank 2026	01/04/2026	R 42 060.55	R 42 060.55

VENDOR DETAILS


Vendor Name	Vendor Number	Bank	Account Number	Branch Code	Account Type	Payment Reference
ESKOM-6130350734	SCM/2206	ABSA BANK LIMITED	340167430	632005	Cheque/Current Account	ESKOM-6130350734

INVOICE DETAILS

Invoice Number	Vendor/Creditor Invoice Number	Vendor Invoice Date	Goods/Service Description	Invoice Amount (excl. VAT)	VAT	Invoice Amount (Incl. VAT) Payment	Reason for Late Payment
SP14/3/00024074/2025-2026	INV613404093795	02/03/2026	Electricity Programme_Electricity Administration Project / ESKOM / elektrics/6130350734	R 36 574.39	R 5 486.16	R 42 060.55	

Private Bag 562
Beaufort West
Beaufort West - 6970

Tel: 023 414 8100
Fax: 023 414 8105
Email: treasury@beaufortwestmun.co.za
Website: www.beaufortwestmun.co.za
Municipality VAT No:- 4000846388



Sundry Invoice Detail

Invoice Number SPI4/3/00024074/2025-2026
Invoice Date 02/03/2026

Vendor Name ESKOM-6130350734
Vendor Number SCM/2206
Company Type

Vendor Invoice Number	Project Name	Project Item	Plan Item ID	Purchase Item	Quantity	Unit Price	Invoice Amount (Excl. VAT)	VAT	Invoice Amount (Incl. VAT)
INV613404093795	8030 - Electricity Programme_Electricity Administration Project	ESKOM TE0020010010000000000000000000000000	168312	elektries/6130350734	1.0000	R 36 574.39	R 36 574.39	R 5 486.16	R 42 060.55
Total Amount							R 36 574.39	R 5 486.16	R 42 060.55

01/04/2026

due: 1.04.2026



**MUNISIPALITEIT / MUNICIPALITY
BEAUFORT-WES/BEAUFORT WEST/BHOBHOFULO**
Kantoor van die Munisipale Bestuurder / Office of the Municipal Manager

MAGTIGING VIR BETALING (TOT R200 000.00)

Hiermee verleen ek **LUZUKO NQOTOLA** Direkteur Infrastruktuur,
goedkeuring vir die betaling van R
aan:

GOEDKEUR	✓
NIE GOEDGEKEUR	

L. NQOTOLA
DIREKTEUR: INFRASTRUKTUUR

AUTHORISATION FOR PAYMENT (UP TO R200 000.00)

I, **LUZUKO NQOTOLA** Director Infrastructure,
hereby approve the payment of R. 42 060 = 57
to Eskom # 6120350734 Erf 2



L. NQOTOLA
DIRECTOR: INFRASTRUCTURE

APPROVED	✓
DISAPPROVED	



WESTERN REGION
PO BOX 377 Bellville 7535



ESKOM HOLDINGS SOC LTD REG NO 2002/015527/30
VAT REG NO 4740101508

CONTACT CENTRE: (0860) 037566Shareca
FAX NO: 0862 437 566
E-MAIL: NorthernCape@eskom.co.za
WEB: WWW.ESKOM.CO.ZA

BEAUFORT WEST LOCAL MUNICIPALITY
PRIVATE BAG X582
BEAUFORT WEST
6970

YOUR ACCOUNT NO	6130350734
SECURITY HELD	55113.69
BILLING DATE	2026-03-02
TAX INVOICE NO	613404093795
ACCOUNT MONTH	FEBRUARY 2026
CURRENT DUE DATE	2026-04-01
VAT REG NO	4000846388

CUSTOMER SELF SERVICE WEBSITE
<https://csonline.co.za>

WESTERN REGION
PO BOX 377 Bellville 7535

DIRECT DEPOSIT DETAIL	
BANK:	ABSA
BRANCH CODE:	334110
BANK ACC NO:	340167430

TAX INVOICE

E-MAIL: eskomaccounts@beaufortwestmun.co.za

ACCOUNT TRANSACTION SUMMARY

ADMINISTRATION CHARGE	R	402.88
TRANSMISSION NETWORK CAPACITY	R	2,226.00
DIST. NETWORK CAPACITY CHARGE	R	8,070.00
NETWORK DEMAND CHARGE	R	1,484.82
ANCILLARY SERVICE (ALL)	R	47.19
GENERATOR CAPACITY CHARGE	R	686.00
LEGACY CHARGE (ALL)	R	2,680.43
ENERGY CHARGE (STD)	4,718.00	R 7,856.41
ENERGY CHARGE (PEAK)	1,351.00	R 4,001.86
ENERGY CHARGE (OFF)	5,440.00	R 6,471.87
SERVICE CHARGE	R	2,089.28
ELECTRIFICATION AND RURAL SUBS (ALL)	R	577.75

TOTAL CHARGES FOR BILLING PERIOD R **38,574.39**

ACCOUNT SUMMARY FOR FEBRUARY 2026

BALANCE BROUGHT FORWARD	(Due Date 2026-02-21)	R	41,707.42
PAYMENT(S) RECEIVED	ACB Payment - 2026-02-20	R	-41,707.40
TOTAL CHARGES FOR BILLING PERIOD		R	38,574.39
VAT RAISED ON ITEMS AT 15%			5,486.16



[Handwritten signatures]

ACCOUNT NO / REFERENCE NO	6130350734
NAME	BEAUFORT WEST LOCAL
FAX NUMBER	
unipay	7100 10 0010

27215700161303507343

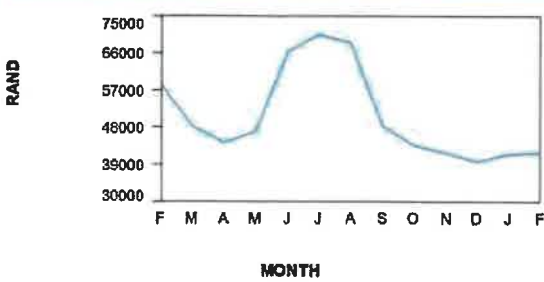


9207 2613 0350 7346



CURRENT	42,060.55	TOTAL DUE	R	42,060.57			
ARREARS							
>90 DAYS	0.00	61-90 DAYS	0.00	31-60 DAYS	0.02	16-30 DAYS	0.00

TOTAL AMOUNT DUE
42,060.57



PAYMENT ARRANGEMENT	
INSTALMENT	0.00
ARREARS	0.02
DUE DATE	2026-04-01
AMOUNT PAID	

PAGE RUN NO	EE 132
BILL GROUP	
BILL PAGE	1 OF 2

LATE PAYMENT CHARGES WILL BE ADDED TO OVERDUE ACCOUNT

Date: 25/03/2026 Time: 3:37:54 PM

Profile name:	BEAUFORT WEST MUNICIPALITY
Batch reference number:	241182324
Payment reference number:	000000005724973696
Payment date:	24/03/2026
Payment capture date:	24/03/2026
Payment authorise date and time:	24/03/2026 02:36:20 PM
From account name:	*BEAUFORT WEST MUNICIPALITY
From account description:	*BEAUFORT WEST MUNICIPALITY
From account statement description:	15/25345*ESKOM-61303
Beneficiary account number:	340167430
Beneficiary/ Recipient name:	ESKOM-6130350734
Beneficiary statement description:	6130350734
Branch code:	632005
Amount:	42,060.55
Real-time:	No

Additional comments by payer:

View your account to confirm that you have received this payment.

- All payments are subject to clearing rules.

Please refer to landing page for cut off times and telephone numbers.



Private Bag 582
Beaufort West
Beaufort West - 6970

Tel: 023 414 8100
Fax: 023 414 8105
Email: treasury@beaufortwestmun.co.za
Website: www.beaufortwestmun.co.za
Municipality VAT No:- 4000846388

Payment Instruction Detail

Status - Awaiting Payment Approval									
Payment Instruction Number	Payment Instruction Date	Payment Id	Doc Number	Payment Type	Transaction Type	Cashbook	Payment Due Date	Total Payment Amount	Outstanding Payment Amount
PI03/24/00043029/2025-2026	24/03/2026	43029	15/25354	Normal	Exp - Direct Payment EFT	Nedbank 2026	05/04/2026	R 13 996.85	R 13 996.85

VENDOR DETAILS

Vendor Name	Vendor Number	Bank	Account Number	Branch Code	Account Type	Payment Reference
ESKOM-8349427960	SCW/2208	ABSA BANK LIMITED	340167430	632005	Cheque/Current Account	ESKOM-8349427960

INVOICE DETAILS

Invoice Number	Vendor/Creditor Invoice Number	Vendor Invoice Date	Goods/Service Description	Invoice Amount (excl. VAT)	VAT	Invoice Amount (Incl. VAT)	Reason for Late Payment
SP11/3/00024117/2025-2026	INV834313723915	06/03/2026	Electricity Programme_Electricity Administration Project / ESKOM / elektrics/8349427960	R 12 171.17	R 1 825.68	R 13 996.85	

Private Bag 592
Beaufort West
Beaufort West - 6970

Tel: 023 414 8100
Fax: 023 414 8105
Email: treasury@beaufortwestmun.co.za
Website: www.beaufortwestmun.co.za
Municipality VAT No.: 4000846388

Sundry Invoice Detail

Vendor Name ESKOM-8349427960
Vendor Number SCM/2208
Company Type

Invoice Number SPI11/3/00024117/2025-2026
Invoice Date 06/03/2026

Vendor Invoice Number	Project Name	Project Item	Plan Item ID	Purchase Item	Quantity	Unit Price	Invoice Amount (Excl. VAT)	VAT	Invoice Amount (Incl. VAT)
INV894313723915	8030 - Electricity Programme Electricity Administration Project	ESKOM IE002001001000000000000000000000000000	168312	elektries/8349427960	1.0000	R 12 171.17	R 12 171.17	R 1 825.68	R 13 996.85
Total Amount							R 12 171.17	R 1 825.68	R 13 996.85

Print Date: 11/03/2026 10:25 AM

User: Desleria Melani

Page 1 of 1



MUNISIPALITEIT / MUNICIPALITY
BEAUFORT-WES/BEAUFORT WEST/BHOBHOFOLO
Kantoor van die Munisipale Bestuurder / Office of the Municipal Manager

MAGTIGING VIR BETALING (TOT R30 000.00)

Hiermee verleen ek D. le Roux Superintendent:
Elektrotegniese Dienste,

goedkeuring vir die betaling van R. 13 996.85

aan Nelspoort # 8349427960



GOEDKEUR	<input checked="" type="checkbox"/>
NIE GOEDGEKEUR	<input type="checkbox"/>

D. LE ROUX
SUPERINTENDENT: ELEKTROTEGNIESE DIENSTE

AUTHORISATION FOR PAYMENT (UP TO R30 000)

I Superintendent:
Electro Technical Services,

hereby approve the payment of R.....

to

APPROVED	<input type="checkbox"/>
DISAPPROVED	<input type="checkbox"/>

D. LE ROUX
SUPERINTENDENT: ELECTRO TECHNICAL SERVICES



WESTERN REGION
PO BOX 377 Bellville 7535



ESKOM HOLDINGS SOC LTD REG NO 2002/015527/30
VAT REG NO 4740101508

CONTACT CENTRE: (0860) 037566Shareca
FAX NO: 0862 437 566
E-MAIL: NorthernCape@eskom.co.za
WEB: WWW.ESKOM.CO.ZA

CUSTOMER SELF SERVICE WEBSITE
<https://csonline.co.za>

BEAUFORT WEST MUNICIPALITY
PO BOX 582
BEAUFORT WEST
6970

YOUR ACCOUNT NO	8349427960
SECURITY HELD	18952.66
BILLING DATE	2026-03-06
TAX INVOICE NO	834313723915
ACCOUNT MONTH	MARCH 2026
CURRENT DUE DATE	2026-03-31
VAT REG NO	4000846388
NOTIFIED MAX DEMAND	100.00

WESTERN REGION
PO BOX 377 Bellville 7535

DIRECT DEPOSIT DETAIL

BANK: ABSA
BRANCH CODE: 334110
BANK ACC NO: 340167430

TAX INVOICE

E-MAIL: eskomaccounts@beaufortwestmun.co.za

READING TYPE: ACTUAL	READING DATES: 2025/03/06 - 2026/03/06	NO OF DAYS: 385	SEASON:		
Your next estimated reading will be on 07/04/2026					
CONSUMPTION SUMMARY FOR BILLING PERIOD					
METER NUMBER	PREV. READING	CURR. READING	DIFFERENCE	CONSTANT	CONSUMPTION
3015115670695	323924.0000	339211.0000	16287.0000	1.0000	16.287.0000
TOTAL ENERGY CONSUMED FOR BILLING PERIOD (kWh)					16,287.00
EMISE ID NUMBER: 0535806907		TARIFF NAME: Landrate 1,2,3			
NELSPORT					
Service and Administration Charge @ R46.54 per day for 116 days R 5,398.64					
Network Capacity Charge @ R139.77 per day for 116 days R 16,213.32					
Network Demand Charge 5,176 kWh @ R0.5325 /kWh R 2,756.22					
Ancillary service charge 5,176 kWh @ R0.0082 /kWh R 42.44					
Energy Charge 5,176 kWh @ R2.1601 /kWh R 11,180.68					
Service and Administration Charge @ R18.81 per day for 249 days R 4,883.89					
Network Capacity Charge @ R138.21 per day for 249 days R 34,414.29					
Generation Capacity Charge @ R8.48 per day for 249 days R 2,108.54					
Network Demand Charge 11,111 kWh @ R0.436 /kWh R 4,844.40					
Ancillary service charge 11,111 kWh @ R0.0041 /kWh R 45.56					
Energy Charge 11,111 kWh @ R2.2979 /kWh R 25,531.97					
REBILLED ADJUSTMENTS (Summary - See attachment for details)					R -95,046.58
TOTAL CHARGES FOR BILLING PERIOD					R 12,171.17
ACCOUNT SUMMARY FOR MARCH 2026					
BALANCE BROUGHT FORWARD (Due Date 2026-03-02) R 9,265.71					
PAYMENT(S) RECEIVED ACB Payment - 2026-03-02 R -9,265.71					
TOTAL CHARGES FOR BILLING PERIOD R 12,171.17					
VAT RAISED ON ITEMS AT 15% R 1,825.68					
CURRENT					13,996.85
TOTAL AMOUNT DUE					R 13,996.85
ARREARS					
>90 DAYS		61-90 DAYS		31-60 DAYS	
0.00		0.00		0.00	

ACCOUNT NO / REFERENCE NO
8349427960

NAME
BEAUFORT WEST MUNICIPALITY

FAX NUMBER

unipay 7100 10 0010



Handwritten signature

27215700183494279607



>>>>>> 9207 2834 9427 9600 >>>>>>



TOTAL AMOUNT DUE
13,996.85

PAYMENT ARRANGEMENT

INSTALMENT: 0.00

ARREARS: 0.00

DUE DATE: 2026-03-31

AMOUNT PAID:

LATE PAYMENT CHARGES WILL BE ADDED TO OVERDUE ACCOUNTS



Message
Eskom will move towards quarterly meter readings from 1 April 2014. We encourage all customers who have access to their meter boxes to submit their meter reads by calling the Eskom Contact Centre 086 003 3566 or submitting it on the Eskom website



WESTERN REGION
PO BOX 377 Bellville 7535

CONTACT CENTRE: (0860) 037566Shareca
FAX NO: 0862 437 566
E-MAIL: NorthernCape@eskom.co.za
WEB: WWW.ESKOM.CO.ZA

BEAUFORT WEST MUNICIPALITY
PO BOX 582
BEAUFORT WEST
6970

YOUR ACCOUNT NO	
SECURITY HELD	18952.66
BILLING DATE	2026-03-06
TAX INVOICE NO	834313723915
ACCOUNT MONTH	MARCH 2026
CURRENT DUE DATE	2026-03-31
VAT REG NO	4000846388

TAX INVOICE NO. 834025351645 DATED 2026-03-06 FOR PREMISE 0535806907

CANCELLATIONS R -3,263.02
Energy Charge 1,420 kWh @ R2.2979 /kWh R -3,263.02

TAX INVOICE NO. 834034985062 DATED 2026-03-06 FOR PREMISE 0535806907

CANCELLATIONS R -545.49
Service and Administration Charge @ R18.81 per day for 29 d R -545.49

TAX INVOICE NO. 834034985062 DATED 2026-03-06 FOR PREMISE 0535806907

CANCELLATIONS R -4,008.09
Network Capacity Charge @ R138.21 per day for 29 days R -4,008.09

TAX INVOICE NO. 834034985062 DATED 2026-03-06 FOR PREMISE 0535806907

CANCELLATIONS R -245.34
Generation Capacity Charge @ R8.46 per day for 29 days R -245.34

TAX INVOICE NO. 834034985062 DATED 2026-03-06 FOR PREMISE 0535806907

CANCELLATIONS R -511.86
Network Demand Charge 1,174 kWh @ R0.436 /kWh R -511.86

TAX INVOICE NO. 834034985062 DATED 2026-03-06 FOR PREMISE 0535806907

CANCELLATIONS R -4.81
Ancillary service charge 1,174 kWh @ R0.0041 /kWh R -4.81

TAX INVOICE NO. 834034985062 DATED 2026-03-06 FOR PREMISE 0535806907

CANCELLATIONS R -2,697.73
Energy Charge 1,174 kWh @ R2.2979 /kWh R -2,697.73

TAX INVOICE NO. 834050330421 DATED 2026-03-06 FOR PREMISE 0535806907

CANCELLATIONS R -620.73
Service and Administration Charge @ R18.81 per day for 33 d R -620.73

TAX INVOICE NO. 834050330421 DATED 2026-03-06 FOR PREMISE 0535806907

CANCELLATIONS R -4,560.93
Network Capacity Charge @ R138.21 per day for 33 days R -4,560.93

TAX INVOICE NO. 834050330421 DATED 2026-03-06 FOR PREMISE 0535806907

CANCELLATIONS R -279.18
Generation Capacity Charge @ R8.46 per day for 33 days R -279.18

TAX INVOICE NO. 834050330421 DATED 2026-03-06 FOR PREMISE 0535806907

PAGE RUN NO	EE 1095
BILL GROUP	
BILL PAGE	3 OF 8



WESTERN REGION
PO BOX 377 Bellville 7535

CONTACT CENTRE: (0860) 037566Shareca
FAX NO: 0862 437 566
E-MAIL: NorthernCape@eskom.co.za
WEB: WWW.ESKOM.CO.ZA

BEAUFORT WEST MUNICIPALITY
PO BOX 582
BEAUFORT WEST
6970

YOUR ACCOUNT NO	
SECURITY HELD	18952.66
BILLING DATE	2026-03-06
TAX INVOICE NO	834313723915
ACCOUNT MONTH	MARCH 2026
CURRENT DUE DATE	2026-03-31
VAT REG NO	4000846388

TAX INVOICE NO. 834314952269 DATED 2026-03-06 FOR PREMISE 0535806907

CANCELLATIONS R -621.30
Network Demand Charge 1,425 kWh @ R0.436 /kWh R -621.30

TAX INVOICE NO. 834314952269 DATED 2026-03-06 FOR PREMISE 0535806907

CANCELLATIONS R -5.84
Ancillary service charge 1,425 kWh @ R0.0041 /kWh R -5.84

TAX INVOICE NO. 834314952269 DATED 2026-03-06 FOR PREMISE 0535806907

CANCELLATIONS R -3,274.51
Energy Charge 1,425 kWh @ R2.2979 /kWh R -3,274.51

TAX INVOICE NO. 834325674500 DATED 2026-03-06 FOR PREMISE 0535806907

CANCELLATIONS R -1,258.58
Service and Administration Charge @ R46.54 per day for 27 d R -1,258.58

TAX INVOICE NO. 834325674500 DATED 2026-03-06 FOR PREMISE 0535806907

CANCELLATIONS R -3,773.79
Network Capacity Charge @ R139.77 per day for 27 days R -3,773.79

TAX INVOICE NO. 834325674500 DATED 2026-03-06 FOR PREMISE 0535806907

CANCELLATIONS R -602.79
Network Demand Charge 1,132 kWh @ R0.5325 /kWh R -602.79

TAX INVOICE NO. 834325674500 DATED 2026-03-06 FOR PREMISE 0535806907

CANCELLATIONS R -9.28
Ancillary service charge 1,132 kWh @ R0.0082 /kWh R -9.28

TAX INVOICE NO. 834325674500 DATED 2026-03-06 FOR PREMISE 0535806907

CANCELLATIONS R -2,445.23
Energy Charge 1,132 kWh @ R2.1601 /kWh R -2,445.23

TAX INVOICE NO. 834325674500 DATED 2026-03-06 FOR PREMISE 0535806907

CANCELLATIONS R -37.62
Service and Administration Charge @ R18.81 per day for 2 da R -37.62

TAX INVOICE NO. 834325674500 DATED 2026-03-06 FOR PREMISE 0535806907

CANCELLATIONS R -276.42
Network Capacity Charge @ R138.21 per day for 2 days R -276.42

TAX INVOICE NO. 834325674500 DATED 2026-03-06 FOR PREMISE 0535806907

PAGE RUN NO	EE 1097
BILL GROUP	
BILL PAGE	5 OF 8



WESTERN REGION
PO BOX 377 Bellville 7535

CONTACT CENTRE: (0860) 037566Shareca
FAX NO: 0862 437 566
E-MAIL: NorthernCape@eskom.co.za
WEB: WWW.ESKOM.CO.ZA

BEAUFORT WEST MUNICIPALITY
PO BOX 582
BEAUFORT WEST
6970

YOUR ACCOUNT NO	
SECURITY HELD	18952.66
BILLING DATE	2026-03-06
TAX INVOICE NO	834313723915
ACCOUNT MONTH	MARCH 2026
CURRENT DUE DATE	2026-03-31
VAT REG NO	4000846388

TAX INVOICE NO. 834695246123 DATED 2026-03-06 FOR PREMISE 0535806907

CANCELLATIONS

Network Capacity Charge @ R138.21 per day for 29 days

R -4,008.09
R -4,008.09

TAX INVOICE NO. 834695246123 DATED 2026-03-06 FOR PREMISE 0535806907

CANCELLATIONS

Generation Capacity Charge @ R8.46 per day for 29 days

R -245.34
R -245.34

TAX INVOICE NO. 834695246123 DATED 2026-03-06 FOR PREMISE 0535806907

CANCELLATIONS

Network Demand Charge 1,190 kWh @ R0.436 /kWh

R -518.84
R -518.84

TAX INVOICE NO. 834695246123 DATED 2026-03-06 FOR PREMISE 0535806907

CANCELLATIONS

Ancillary service charge 1,190 kWh @ R0.0041 /kWh

R -4.88
R -4.88

TAX INVOICE NO. 834695246123 DATED 2026-03-06 FOR PREMISE 0535806907

CANCELLATIONS

Energy Charge 1,190 kWh @ R2.2979 /kWh

R -2,734.50
R -2,734.50

TAX INVOICE NO. 834762808550 DATED 2026-03-06 FOR PREMISE 0535806907

CANCELLATIONS

Service and Administration Charge @ R18.81 per day for 30 d

R -564.30
R -564.30

TAX INVOICE NO. 834762808550 DATED 2026-03-06 FOR PREMISE 0535806907

CANCELLATIONS

Network Capacity Charge @ R138.21 per day for 30 days

R -4,146.30
R -4,146.30

TAX INVOICE NO. 834762808550 DATED 2026-03-06 FOR PREMISE 0535806907

CANCELLATIONS

Generation Capacity Charge @ R8.46 per day for 30 days

R -253.80
R -253.80

TAX INVOICE NO. 834762808550 DATED 2026-03-06 FOR PREMISE 0535806907

CANCELLATIONS

Network Demand Charge 1,218 kWh @ R0.436 /kWh

R -531.05
R -531.05

TAX INVOICE NO. 834762808550 DATED 2026-03-06 FOR PREMISE 0535806907

CANCELLATIONS

Ancillary service charge 1,218 kWh @ R0.0041 /kWh

R -4.99
R -4.99

TAX INVOICE NO. 834762808550 DATED 2026-03-06 FOR PREMISE 0535806907

PAGE RUN NO	EE 1099
BILL GROUP	
BILL PAGE	7 OF 8

Date: 27/03/2026 Time: 12:11:52 PM

Profile name:	BEAUFORT WEST MUNICIPALITY
Batch reference number:	242496647
Payment reference number:	000000005727312673
Payment date:	25/03/2026
Payment capture date:	25/03/2026
Payment authorise date and time:	25/03/2026 12:32:04 PM
From account name:	*BEAUFORT WEST MUNICIPALITY
From account description:	*BEAUFORT WEST MUNICIPALITY
From account statement description:	15/25354*ESKOM-83494
Beneficiary account number:	340167430
Beneficiary/ Recipient name:	ESKOM-8349427960
Beneficiary statement description:	8349427960
Branch code:	632005
Amount:	13,996.85
Real-time:	No

Additional comments by payer:

View your account to confirm that you have received this payment.

payments are subject to clearing rules.

Please refer to landing page for cut off times and telephone numbers.

Profile name:BEAUFORT WEST MUNICIPALITY
Profile number:4000294773User name:BERTHYL RUTH SIYAYA
User ID:9Small Business Services: 0860 116 400
Business Banking: 0860 111 055

PI03/19/00042989

25313

13/03/2026

ESKOM ESKOM 5575899099

- 608,202.70

- 79330.79

528871.91



- Debet order -

NORTH WESTERN REGION
PRIVATE BAG X16 Westville 3630



ESKOM HOLDINGS SOC LTD REG NO 2002/015527/30
VAT REG NO 4740101508

CONTACT CENTRE: (0860) 037566Shareca
FAX NO: 0862 437 566
E-MAIL: NorthernCape@eskom.co.za
WEB: WWW.ESKOM.CO.ZA

MUNICIPALITY BEAUFORT WEST
PRIVATE BAG X582
BEAUFORT WEST
6970

YOUR ACCOUNT NO	5575899099
SECURITY HELD	762822.59
BILLING DATE	2026-02-11
TAX INVOICE NO	557359983656
ACCOUNT MONTH	FEBRUARY 2026
CURRENT DUE DATE	2026-03-13
VAT REG NO	4000846388

CUSTOMER SELF SERVICE WEBSITE
https://csonline.co.za

NORTH WESTERN REGION
PRIVATE BAG X16 Westville 3630

DIRECT DEPOSIT DETAIL
BANK: First National Bank
BRANCH CODE: 223626
BANK ACC NO: 55070067316

TAX INVOICE

E-MAIL: eskomaccounts@beaufortwestmun.co.za

ACCOUNT TRANSACTION SUMMARY		
ADMINISTRATION CHARGE	R	609.77
TRANSMISSION NETWORK CAPACITY	R	9,585.00
DIST. NETWORK CAPACITY CHARGE	R	33,273.00
NETWORK DEMAND CHARGE	R	12,593.79
ANCILLARY SERVICE (ALL)	R	969.23
GENERATOR CAPACITY CHARGE	R	6,939.00
LEGACY CHARGE (ALL)	R	54,737.13
ENERGY CHARGE (STD)	93,290.00 R	150,672.68
ENERGY CHARGE (PEAK)	40,218.00 R	115,538.27
ENERGY CHARGE (OFF)	108,798.00 R	125,542.01
SERVICE CHARGE	R	6,250.22
ELECTRIFICATION AND RURAL SUBS (ALL)	R	12,163.81

TOTAL CHARGES FOR BILLING PERIOD	R	528,873.91
---	---	-------------------

ACCOUNT SUMMARY FOR FEBRUARY 2026		
BALANCE BROUGHT FORWARD	(Due Date 2026-02-11)	R 546,615.85
PAYMENT(S) RECEIVED	Autopay Current/Cheque Account - 2026-02-11	R -546,615.85
TOTAL CHARGES FOR BILLING PERIOD		R 528,873.91
ADJUSTMENT	AUTO PAY DISCOUNT	R -2.00
VAT RAISED ON ITEMS AT 15%		R 79,330.79

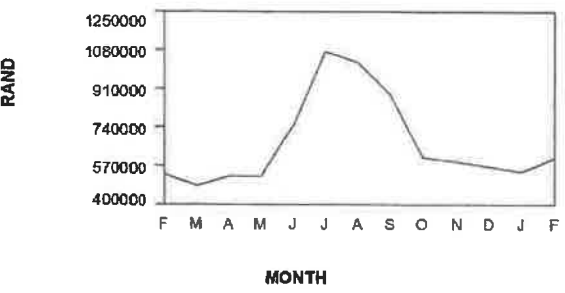


[Handwritten Signature]

CURRENT	TOTAL DUE		R	608,202.70
608,202.70				

ARREARS			
>90 DAYS	61-90 DAYS	31-60 DAYS	16-30 DAYS
0.00	0.00	0.00	0.00

Your Autopay Limit is R 850000. Your bank account will be debited on 13-03-2026 for an amount of R 608202.70.



ACCOUNT NO / REFERENCE NO
5575899099
NAME
MUNICIPALITY BEAUFORT WEST
FAX NUMBER
UNIPAY 7100 10 0010

27215700155758990996

9207 2557 5899 0999

PayIT
easympay
a better way to pay

TOTAL AMOUNT DUE
608,202.70

PAYMENT ARRANGEMENT	
INSTALLMENT	
ARREARS	0.00
DUE DATE	2026-03-13
AMOUNT PAID	

LATE PAYMENT CHARGES WILL BE ADDED TO OVERDUE ACCOUNT

PAGE RUN NO	EE 14
BILL GROUP	
BILL PAGE	1 OF 2



NORTH WESTERN REGION
PRIVATE BAG X16 Westville 3630

CONTACT CENTRE: (0860) 037566Shareca
FAX NO: 0862 437 566
E-MAIL: NorthernCape@eskom.co.za
WEB: WWW.ESKOM.CO.ZA

MUNICIPALITY BEAUFORT WEST
PRIVATE BAG X582
BEAUFORT WEST
6970

YOUR ACCOUNT NO	5575899099
BILLING DATE	2026-02-11
TAX INVOICE NO	557359983656
ACCOUNT MONTH	FEBRUARY 2026
CURRENT DUE DATE	2026-03-13
VAT REG NO	4000846388
NOTIFIED MAX DEMAND	900.00
UTILISED CAPACITY	900.00

CONSUMPTION DETAILS (2026-01-10 - 2026-02-09)

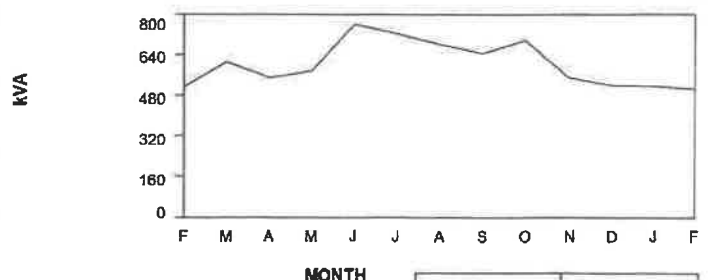
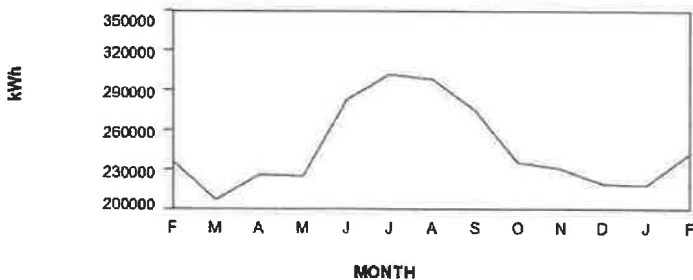
ENERGY CONSUMPTION OFF PEAK kWh	108,798.42
ENERGY CONSUMPTION STD kWh	93,290.24
ENERGY CONSUMPTION PEAK kWh	40,218.24
DEMAND CONSUMPTION - OFF PEAK	484.13
DEMAND CONSUMPTION - STD	493.45
DEMAND CONSUMPTION - PEAK	510.49
DEMAND READING - kW/KVA	510.49
ACTIVE ENERGY - OFF PEAK	63,628.40
ACTIVE ENERGY - STD	51,225.75
REACTIVE ENERGY - PEAK	18,583.87

PREMISE ID NUMBER 5575899668 **TARIFF NAME:** Municflex Rural Interval

OBS49 MUNICIPALITEIT MURRAYSBURG BULK SUPPLY OBS49

Administration Charge @ R19.67 per day for 31 days	R	609.77
TX Network Capacity Charge 900 kVA @ R10.65 : = R10.65/kVA	R	9,585.00
Network Capacity Charge 900 kVA @ R36.97 : = R36.97/kVA	R	33,273.00
Network Demand Charge 510.49 kVA @ R24.67 : = R24.67 /kVA	R	12,593.79
Ancillary Service Charge 242,307 kWh @ R0.004 /kWh	R	969.23
Generator Capacity Charge 900 kVA @ R7.71 : = R7.71/kVA	R	6,939.00
Legacy Charge 242,306.9 kWh @ R0.2259 /kWh	R	54,737.13
Low Season Standard Energy Charge 93,290 kWh @ R1.6151 /kWh	R	150,672.68
Low Season Peak Energy Charge 40,218 kWh @ R2.8728 /kWh	R	115,538.27
Low Season Off Peak Energy Charge 108,798 kWh @ R1.1539 /kWh	R	125,542.01
Service Charge @ R201.62 per day for 31 days	R	6,250.22
Electrification and Rural Subsidy 242,307 kWh @ R0.0502 /kWh	R	12,163.81

TOTAL CHARGES R **528,873.91**



PAGE RUN NO	EE 15
BILL GROUP	
BILL PAGE	2 OF 2

TAX INVOICE PAYMENT OPTIONS



Debit Order

- Avoid queues, late payments, the risk of your service being disconnected and the possibility of having to pay interest.
- Should you choose to pay your Tax Invoice by debit order, please call 086 003 7566.
- You set a limit on your Debit Order, so that you can keep control.
- Should your Debit Order details change or you want to cancel the Debit Order, please call 086 003 7566.



Direct Deposits

- Make direct deposits or transfers at bank counters and ATMs.
- Eskom's banking details appear on the front of this Tax Invoice.
- **Please ensure that you always use your Eskom electricity account number as a reference when making payments to Eskom.**
- You may verify banking details on www.csd.gov.za by using the CSD information appearing on the front of this Tax Invoice.
- **Incorrect information provided when making a payment might lead to incorrect allocation of the payment or disconnection.**



Settle Tax Invoices at Payment Collection Agencies

- Pick 'n Pay store, Hypermarkets, Family Stores, Spar, or any other retail outlet that provides agency services.
- Shoprite/Checkers Money Market Kiosks and Food World stores.
- Take your Tax Invoice with you when making a payment through one of our agencies.
- Please note that certain restrictions may apply to the form of payment method used (i.e. cash or credit cards, depending on the agency).



Internet payments can be made:

- Through your own bank's website (contact your bank for more information).
- Through the collection agent's website.
- **Please ensure that you always use your Eskom electricity account number as a reference when making payments to Eskom.**



Multiple Account Payments

- If one payment is made in respect of multiple accounts, please immediately provide Eskom with a breakdown of the payment and the details of which accounts the payment needs to be allocated to, to prevent interest accruing or disconnections.
- **Fee-free payments made by cash/credit/debit card are limited to R3 500 per account, per month. Payments made over this limit will attract full card commission charges, which will be debited to your account.**
- **Please ensure that you always use your Eskom electricity account number as a reference when making payments to Eskom.**

**PLEASE
NOTE!**

TAX INVOICE DELIVERY OPTIONS



- Tax Invoices will be emailed directly to your email address in a secure 128-bit encrypted format.
- The electronic Tax Invoice complies with SARS regulations.
- To make use of this facility, please call 086 003 7566 stating your account number and required email address.
- Check out ALFRED on WhatsApp – Save 086 003 7566 on your smartphone and follow the options provided.
- Use the USSD self-service by dialling *120*37566# for the menu of services provided.

IMPORTANT ACCOUNT INFORMATION

Conditions

- Electricity and related services are supplied, and electricity consumed, in terms of Eskom's standard terms and conditions as amended from time to time.

Auto Increase in Debit Order Limit

- As a service, Debit Order limits will automatically be increased by the average rate increase as announced by Eskom.

Eskom Electricity Supply (All Customer Segments)

- In effecting payment pursuant to this invoice, I specifically agree that Eskom's Standard Prices (as amended and approved by the NERSA) and its standard terms and conditions shall apply. Copies of the said documents are available on request from Eskom's Contact Centre. Please call 086 003 7566. Any objection to the above must be lodged with Eskom within 14 days of receipt of this invoice, and the outcome thereof may result in Eskom terminating the supply.

VAT Registration Number

- While we endeavour to ensure the information supplied is updated, Eskom Holdings Ltd accepts no responsibility for any incorrect VAT registration number of a customer appearing on the invoice. Please contact Eskom and provide a VAT registration certificate to allow us to update information.

Payment of Tax Invoices

- 'Due Date' means the date on which the CUSTOMER is required to pay an electricity account as provided for in the electricity supply agreement.
- Should payment not be reflected in Eskom's bank account by the Due Date, the amount outstanding shall bear interest, compounded monthly from the first day following the Bill Date to date of payment, and Eskom may disconnect the supply to the CUSTOMER after having given the CUSTOMER 14 (fourteen) days' notice.
- Accounts rendered based on estimated readings will automatically be adjusted when the next actual meter reading is used.
- Payments may not be deferred.
- If going away, please pay in advance to cover any accounts which may become due in your absence.
- If there is a delay in the receipt of your account, please pay an average amount based on your last account and advise Eskom accordingly.

Late Payments, No Payments and Disconnection

- Interest is payable on overdue accounts.
- Eskom is entitled to disconnect supply for non-payment.
- In the event of a disconnection and in addition to the repayment of all outstanding amounts due, a disconnection/visit fee and additional deposit will become payable.
- Meter tampering is a criminal offence, punishable by law. Lost revenue, as well as any charges associated with damage to Eskom property, will be for your account.
- Your agreement may not be taken over by a third party. You are legally liable for all charges reflected on this bill.

Accounts Handed Over for Collection

- Eskom has contracted National Debt Collectors for accounts handed over.
- All payments for accounts handed over are still payable to Eskom.
- Should the customer pay the debt collector directly and not into Eskom's account, then Eskom will not be held liable.

**PLEASE PROVIDE YOUR ELECTRICITY ACCOUNT NUMBER IN ALL CORRESPONDENCE WITH ESKOM.
PLEASE ADVISE ESKOM IF ANY OF YOUR DETAILS ARE INCORRECTLY REFLECTED ON THIS TAX INVOICE.**

Check out ALFRED on WhatsApp, save 08600 37566 on your smartphone and follow the options provided.

Use the USSD self-service by dialling *120*37566# for the menu of services provided.

Please click here to contact us or go to ...

www.eskom.co.za, then select *Customer Services*, then *Customer Relations* and then *Contact Customer Services*.



Statement Enquiry

Date: 15/04/2026 Time: 9:10:45 AM

Account description: *BEAUFORT WEST MUNICIPALITY
Account number: 1074280318
Statement: 30642

Date	Transactions	Debit	Credit	Balance	VAT # ENC *
13/03/2026	OORGEBRING			8,402,109.11	
13/03/2026	ESKOM ESKOM 5575899099	-808,202.70		7,793,906.41	
13/03/2026	NEDLNK DPRUSTD 00190137 2888		16,150.82	7,810,057.23	
13/03/2026	NEDLNK DPNIEUV 00190139 1571		3,861.00	7,813,918.23	
13/03/2026	NEDLNK DPHILLS 00190138 1970		998.00	7,814,916.23	
13/03/2026	NEDLNK DPKWAMA 00190152 2641		700.07	7,815,616.30	
13/03/2026	OORGEDRA			7,815,616.30	

Notice

Whilst every effort has been made to ensure that the information on this statement is accurate, Nedbank Limited takes no responsibility for any loss or damage suffered by any person as a result of their reliance upon the information contained in this statement and the contents should be verified against the final statement to be provided by Nedbank to the client.

- VAT is applicable for this transaction

* - Uncleared Effect (ENC) is applicable for this transaction

Profile name:BEAUFORT WEST MUNICIPALITY
Profile number:4000294773

User name:RANDLE ELAND
User ID:11

Pf 4/02/00043229 ✓



**BEAUFORT-WES - BEAUFORT WEST - BHOBHOFOLO
MUNISIPALITEIT - MUNICIPALITY - U MASIPALA WASE**

DEPARTEMENT: FINANSIËLE DIENSTE / DEPARTMENT: FINANCIAL SERVICES

**ELEKTRONIESE BETALING / ELECTRONIC PAYMENT(EFT)
BETALINGSADVIES / PAYMENT VOUCHER**

Tel # 023 414 8100

BTW/ VAT #: 40008 46 388

Privaatsak/Private Bag 582

E-mail: treasury@beaufortwestmun.co.za

Beaufort-Wes/West 6970

DT AAN:

Vendor Code

SCM/406

DT TO:

ESKOM

Verw. / Ref. #

Bewys / Voucher #

25563

Code

Besending/ Batch #

EE 260402

Bank

Orlette: 086 662 5576

Datum/Date

2026/04/02

Noel: 086 663 4978/Elektries

Fakt / Inv #	email:lourens.conradie@eskom.co.za	
ACC NO: 5395201346 - INV539070285721		
		R 8,372,223.30
FEBRUARY 2026		
		R 8,372,223.30

	Pos / Vote #	Bedrag / Amount	Totaal / Total
	8030	R 8,372,223.30	
Totaal Debite		R 8,372,223.30	
BANK	8980 2500 0000	Kt / Ct	R 8,372,223.30



Korrek Gesertifiseer
Certified Correct

M' Mubwa

^^ Prepared By

Private Bag 582
Beaufort West
Beaufort West - 6970

Tel: 023 414 8100
Fax: 023 414 8105
Email: treasury@beaufortwestmun.co.za
Website: www.beaufortwestmun.co.za
Municipality VAT No.: 4000846388

Payment Instruction Detail

PAYMENT DETAILS		Status - Awaiting Payment Approval							
Payment Instruction Number	Payment Instruction Date	Payment Id	Payment Type	Doc Number	Transaction Type	Cashbook	Payment Due Date	Total Payment Amount	Outstanding Payment Amount
PI04/02/00043229/2025-2026	02/04/2026	43229	Normal	15/25563	Exp - Direct Payment EFT	Nedbank 2026	03/04/2026	R 8 372 223.30	R 8 372 223.30

VENDOR DETAILS		Account Number		Branch Code		Account Type		Payment Reference	
Vendor Name	Vendor Number	Bank	Account Number	Branch Code	Account Type	Cheque/Current Account	Payment Reference	ESKOM-5395201346	
ESKOM-5395201346	SCM/2203	ABSA BANK LIMITED	340167430	632005					

INVOICE DETAILS		Invoice Date		Goods/Service Description		Invoice Amount (excl. VAT)		Invoice Amount (incl. VAT)		Reason for Late Payment	
Invoice Number	Vendor/Creditor Invoice Number	Vendor Invoice Date	Invoice Date	Goods/Service Description	Programme/Electricity Administration Project / ESKOM / elektries/5395201346	Invoice Amount (excl. VAT)	VAT	Invoice Amount (incl. VAT)	Reason for Late Payment		
SPI6/3/00024097/2025-2026	INV539070285721	04/03/2026	04/03/2026	Electricity Administration Project / ESKOM / elektries/5395201346		R 7 280 194.17	R 1 092 029.13	R 8 372 223.30			

Private Bag 592
Beaufort West
Beaufort West - 6970

Tel: 023 414 8100
Fax: 023 414 8105
Email: treasury@beaufortwestmun.co.za
Website: www.beaufortwestmun.co.za
Municipality VAT No:- 4000846388



Sundry Invoice Detail

Invoice Number SPI6/3/00024097/2025-2026 **Vendor Name** ESKOM-5395201346
Invoice Date 04/03/2026 **Vendor Number** SCM/2203
Company Type

Vendor Invoice Number	Project Name	Project Item	Plan Item ID	Purchase Item	Quantity	Unit Price	Invoice Amount (Excl. VAT)	VAT	Invoice Amount (Incl. VAT)
INV539070285721	8030 - Electricity Programme Electricity Administration Project	ESKOM :IE00200100400000000000000000000000000000	468311	elektries/5395201346	1.0000	R 7 280 194.17	R 7 280 194.17	R 1 092 029.13	R 8 372 223.30
Total Amount							R 7 280 194.17	R 1 092 029.13	R 8 372 223.30

4/04/2026



WESTERN REGION
PO BOX 377 Bellville 7535



ESKOM HOLDINGS SOC LTD REG NO 2002/015527/30
VAT REG NO 4740101508

CONTACT CENTRE: (0860) 037566Shareca
FAX NO: 0862 437 566
E-MAIL: NorthernCape@eskom.co.za
WEB: WWW.ESKOM.CO.ZA

CUSTOMER SELF SERVICE WEBSITE
<https://csonline.co.za>

BEAUFORT WEST LOCAL MUNICIPALITY
ATT CHIEF FINANCIAL OFFICER
PRIVATE BAG X582
BEAUFORT WEST
6970

YOUR ACCOUNT NO	5395201346
SECURITY HELD	0.01
BILLING DATE	2026-03-04
TAX INVOICE NO	539070285721
ACCOUNT MONTH	FEBRUARY 2026
CURRENT DUE DATE	2026-04-04
VAT REG NO	4000846388

WESTERN REGION
PO BOX 377 Bellville 7535

DIRECT DEPOSIT DETAIL
BANK: ABSA
BRANCH CODE: 334110
BANK ACC NO: 340167430

TAX INVOICE

E-MAIL: eskomaccounts@beaufortwestmun.co.za

ACCOUNT TRANSACTION SUMMARY

RCC / SCC CONNECTION CHARGE	R	3,407.65
ADMINISTRATION CHARGE	R	550.76
TRANSMISSION NETWORK CAPACITY	R	193,600.00
DIST. NETWORK CAPACITY CHARGE	R	324,800.00
NETWORK DEMAND CHARGE	R	81,466.66
URBAN LOW VOLTAGE SUBSIDY	R	44,800.00
ANCILLARY SERVICE (ALL)	R	13,446.41
GENERATOR CAPACITY CHARGE	R	129,200.00
LEASING CHARGE (ALL)	R	760,831.02
ENERGY CHARGE (STD)	1,504,635.00	R 2,250,933.96
ENERGY CHARGE (PEAK)	636,727.00	R 1,694,266.87
ENERGY CHARGE (OFF)	1,492,804.00	R 1,595,210.35
SERVICE CHARGE	R	5,645.36
ELECTRIFICATION AND RURAL SUBS (ALL)	R	182,435.13

TOTAL CHARGES FOR BILLING PERIOD R **7,280,194.17**

ACCOUNT SUMMARY FOR FEBRUARY 2026

BALANCE BROUGHT FORWARD	(Due Date 2026-03-04)	R	60,616,801.09
TOTAL CHARGES FOR BILLING PERIOD		R	7,280,194.17
VAT RAISED ON ITEMS AT 15%		R	1,092,029.13



ACCOUNT NO / REFERENCE NO	5395201346
NAME	BEAUFORT WEST LOCAL
FAX NUMBER	
unipay	7100 10 0010

27215700153952013467



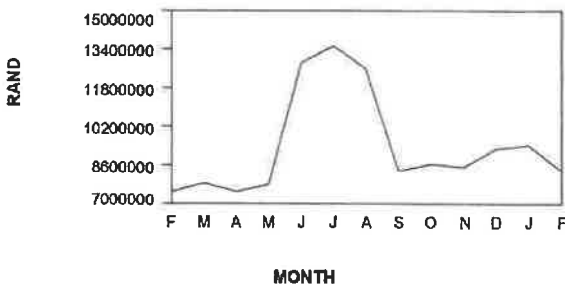
9207 2539 5201 3460



CURRENT	TOTAL DUE		R	68,989,024.39
8,372,223.30	ARREARS			
>90 DAYS	61-90 DAYS	31-60 DAYS	16-30 DAYS	
41,879,502.84	9,289,182.76	9,448,115.49	0.00	

Total outstanding debt must be settled immediately, subject to disconnection without further notice

TOTAL AMOUNT DUE
68,989,024.39



PAYMENT ARRANGEMENT	
INSTALMENT	0.00
ARREARS (Due Immediately)	60,616,801.0
DUE DATE (For Current Amount)	2026-04-04
AMOUNT PAID	

LATE PAYMENT CHARGES WILL BE ADDED TO OVERDUE ACCOUNT

PAGE RUN NO	EE 23
BILL GROUP	
BILL PAGE	1 OF 2

BEAUFORT WEST LOCAL MUNICIPALITY
ATT CHIEF FINANCIAL OFFICER
PRIVATE BAG X582
BEAUFORT WEST
6970

YOUR ACCOUNT NO	5395201346
BILLING DATE	2026-03-04
TAX INVOICE NO	539070285721
ACCOUNT MONTH	FEBRUARY 2026
CURRENT DUE DATE	2026-04-04
VAT REG NO	4000846388
NOTIFIED MAX DEMAND	20,000.00
UTILISED CAPACITY	20,000.00

CONSUMPTION DETAILS (2026-02-01 - 2026-02-28)

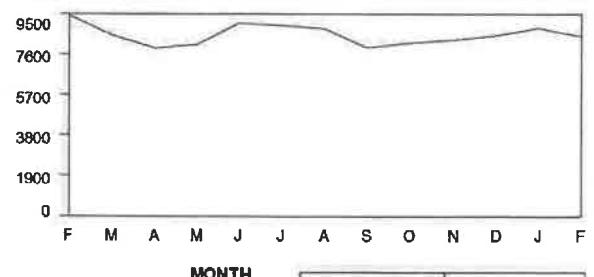
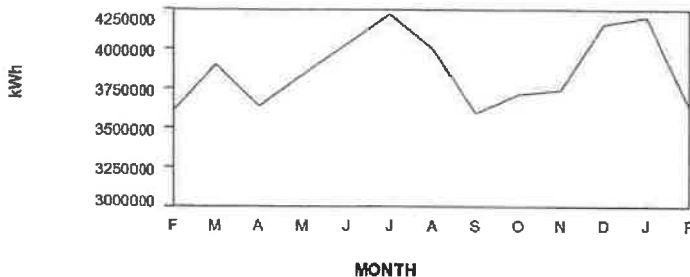
ENERGY CONSUMPTION OFF PEAK kWh	1,492,804.45
ENERGY CONSUMPTION STD kWh	1,504,634.80
ENERGY CONSUMPTION PEAK kWh	636,727.10
ENERGY CONSUMPTION ALL kWh	3,634,166.35
DEMAND CONSUMPTION - OFF PEAK	8,108.76
DEMAND CONSUMPTION - STD	8,276.19
DEMAND CONSUMPTION - PEAK	8,486.11
FINAL READING - kW/KVA	8,486.11
REACTIVE ENERGY - OFF PEAK	400,198.31
REACTIVE ENERGY - STD	458,782.24
REACTIVE ENERGY - PEAK	168,077.97

PREMISE ID NUMBER **TARIFF NAME:** Municiflex


BEAUFORT WES MUNIC 1/3210 REMOTE DROERIMER

Administration Charge @ R19.67 per day for 28 days	R	550.76
TX Network Capacity Charge 20,000 kVa @ R9.68 : = R9.68/kVA	R	193,600.00
Network Capacity Charge 20,000 kVA @ R16.24 : = R16.24/kVA	R	324,800.00
Network Demand Charge 8,486.11 kVA @ R9.60 : = R9.60 /kVA	R	81,466.66
Urban Low Voltage Subsidy 20,000 kVa @ R2.23 : = R2.23/kVA	R	44,600.00
Ancillary Service Charge 3,634,166 kWh @ R0.0037 /kWh	R	13,446.41
Generator Capacity Charge 20,000 kVa @ R6.46 : = R6.46/kVA	R	129,200.00
Legacy Charge 3,634,166.35 kWh @ R0.2093 /kWh	R	760,631.02
Low Season Standard Energy Charge 1,504,635 kWh @ R1.496 /kWh	R	2,250,933.96
Low Season Peak Energy Charge 636,727 kWh @ R2.6609 /kWh	R	1,694,266.87
Low Season Off Peak Energy Charge 1,492,804 kWh @ R1.0686 /kWh	R	1,595,210.35
Service Charge @ R201.62 per day for 28 days	R	5,845.36
Rural Electrification and Rural Subsidy 3,634,166 kWh @ R0.0502 /kWh	R	182,435.13
Standard Connection Charge R3,407.65	R	3,407.65

TOTAL CHARGES R **7,280,194.17**



TAX INVOICE PAYMENT OPTIONS



Debit Order

- Avoid queues, late payments, the risk of your service being disconnected and the possibility of having to pay interest.
- Should you choose to pay your Tax Invoice by debit order, please call 086 003 7566.
- You set a limit on your Debit Order, so that you can keep control.
- Should your Debit Order details change or you want to cancel the Debit Order, please call 086 003 7566.



Direct Deposits

- Make direct deposits or transfers at bank counters and ATMs.
- Eskom's banking details appear on the front of this Tax Invoice.
- **Please ensure that you always use your Eskom electricity account number as a reference when making payments to Eskom.**
- You may verify banking details on www.csd.gov.za by using the CSD information appearing on the front of this Tax Invoice.
- **Incorrect information provided when making a payment might lead to incorrect allocation of the payment or disconnection.**



Settle Tax Invoices at Payment Collection Agencies

- Pick 'n Pay store, Hypermarkets, Family Stores, Spar, or any other retail outlet that provides agency services.
- Shoprite/Checkers Money Market Kiosks and Food World stores.
- Take your Tax Invoice with you when making a payment through one of our agencies.
- Please note that certain restrictions may apply to the form of payment method used (i.e. cash or credit cards, depending on the agency).



Internet payments can be made:

- Through your own bank's website (contact your bank for more information).
- Through the collection agent's website.
- **Please ensure that you always use your Eskom electricity account number as a reference when making payments to Eskom.**



Multiple Account Payments

- If one payment is made in respect of multiple accounts, please immediately provide Eskom with a breakdown of the payment and the details of which accounts the payment needs to be allocated to, to prevent interest accruing or disconnections.
- **Fee-free payments made by cash/credit/debit card are limited to R3 500 per account, per month. Payments made over this limit will attract full card commission charges, which will be debited to your account.**
- **Please ensure that you always use your Eskom electricity account number as a reference when making payments to Eskom.**

PLEASE NOTE!

TAX INVOICE DELIVERY OPTIONS



- Tax Invoices will be emailed directly to your email address in a secure 128-bit encrypted format.
- The electronic Tax Invoice complies with SARS regulations.
- To make use of this facility, please call 086 003 7566 stating your account number and required email address.
- Check out ALFRED on WhatsApp – Save 086 003 7566 on your smartphone and follow the options provided.
- Use the USSD self-service by dialling *120*37566# for the menu of services provided.

IMPORTANT ACCOUNT INFORMATION

Conditions

- Electricity and related services are supplied, and electricity consumed, in terms of Eskom's standard terms and conditions as amended from time to time.

Auto Increase in Debit Order Limit

- As a service, Debit Order limits will automatically be increased by the average rate increase as announced by Eskom.

Electricity Supply (All Customer Segments)

- In effecting payment pursuant to this invoice, I specifically agree that Eskom's Standard Prices (as amended and approved by the NERSA) and its standard terms and conditions shall apply. Copies of the said documents are available on request from Eskom's Contact Centre. Please call 086 003 7566. Any objection to the above must be lodged with Eskom within 14 days of receipt of this invoice, and the outcome thereof may result in Eskom terminating the supply.

VAT Registration Number

- While we endeavour to ensure the information supplied is updated, Eskom Holdings Ltd accepts no responsibility for any incorrect VAT registration number of a customer appearing on the invoice. Please contact Eskom and provide a VAT registration certificate to allow us to update information.

Payment of Tax Invoices

- 'Due Date' means the date on which the CUSTOMER is required to pay an electricity account as provided for in the electricity supply agreement.
- Should payment not be reflected in Eskom's bank account by the Due Date, the amount outstanding shall bear interest, compounded monthly from the first day following the Bill Date to date of payment, and Eskom may disconnect the supply to the CUSTOMER after having given the CUSTOMER 14 (fourteen) days' notice.
- Accounts rendered based on estimated readings will automatically be adjusted when the next actual meter reading is used.
- Payments may not be deferred.
- If going away, please pay in advance to cover any accounts which may become due in your absence.
- If there is a delay in the receipt of your account, please pay an average amount based on your last account and advise Eskom accordingly.

Late Payments, No Payments and Disconnection

- Interest is payable on overdue accounts.
- Eskom is entitled to disconnect supply for non-payment.
- In the event of a disconnection and in addition to the repayment of all outstanding amounts due, a disconnection/visit fee and additional deposit will become payable.
- Meter tampering is a criminal offence, punishable by law. Lost revenue, as well as any charges associated with damage to Eskom property, will be for your account.
- Your agreement may not be taken over by a third party. You are legally liable for all charges reflected on this bill.

Accounts Handed Over for Collection

- Eskom has contracted National Debt Collectors for accounts handed over.
- All payments for accounts handed over are still payable to Eskom.
- Should the customer pay the debt collector directly and not into Eskom's account, then Eskom will not be held liable.

**PLEASE PROVIDE YOUR ELECTRICITY ACCOUNT NUMBER IN ALL CORRESPONDENCE WITH ESKOM.
PLEASE ADVISE ESKOM IF ANY OF YOUR DETAILS ARE INCORRECTLY REFLECTED ON THIS TAX INVOICE.**

**Check out ALFRED on WhatsApp, save 08600 37566 on your smartphone and follow the options provided.
Use the USSD self-service by dialling *120*37566# for the menu of services provided.**

Please click here to contact us or go to ...

www.eskom.co.za, then select *Customer Services*, then *Customer Relations* and then *Contact Customer Services*.



Proof of payment

Date: 08/04/2026 Time: 9:11:12 AM

Profile name:	BEAUFORT WEST MUNICIPALITY
Batch reference number:	253162067
Payment reference number:	000000005746624603
Payment date:	02/04/2026
Payment capture date:	02/04/2026
Payment authorise date and time:	02/04/2026 11:40:20 AM
From account name:	*BEAUFORT WEST MUNICIPALITY
From account description:	*BEAUFORT WEST MUNICIPALITY
From account statement description:	15/25563*ESKOM-53952
Beneficiary account number:	340167430
Beneficiary/ Recipient name:	ESKOM-5395201346
Beneficiary statement description:	5395201346
Branch code:	632005
Amount:	8,372,223.30
Real-time:	No

Additional comments by payer:

View your account to **confirm that you have received this payment.**

- All payments are subject to clearing rules.

Please refer to landing page for cut off times and telephone numbers.

due: 21.04.26



**MUNISIPALITEIT / MUNICIPALITY
BEAUFORT-WES/BEAUFORT WEST/BHOBHOFOLO**
Kantoor van die Munisipale Bestuurder / Office of the Municipal Manager

MAGTIGING VIR BETALING (TOT R200 000.00)

Hiermee verleen ek **LUZUKO NQOTOLA** Direkteur Infrastruktuur,
goedkeuring vir die betaling van R

aan:

GOEDKEUR	<input checked="" type="checkbox"/>
NIE GOEDGEKEUR	<input type="checkbox"/>

L. NQOTOLA

DIREKTEUR: INFRASTRUKTUUR

AUTHORISATION FOR PAYMENT (UP TO R200 000.00)

I, **LUZUKO NQOTOLA** Director Infrastructure,

hereby approve the payment of R... 211.674-75

to ... Eskom: 9646799000 # Erf 79

L. NQOTOLA

DIRECTOR: INFRASTRUCTURE

APPROVED	<input checked="" type="checkbox"/>
DISAPPROVED	<input type="checkbox"/>

Private Bag 582
Beaufort West
Beaufort West - 6870

Tel: 023 414 8100
Fax: 023 414 8105
Email: treasury@beaufortwestmun.co.za
Website: www.beaufortwestmun.co.za
Municipality VAT No:- 4000848388

Sundry Invoice Detail

Invoice Number SPI26/3/00024252/2025-2026 **Vendor Name** ESKOM-524579356
Invoice Date 22/03/2026 **Vendor Number** SCM/2205
Company Type

Vendor Invoice Number	Project Name	Project Item	Plan Item ID	Purchase Item	Quantity	Unit Price	Invoice Amount (Excl. VAT)	VAT	Invoice Amount (Incl. VAT)
INV524048871813	8030 - Electricity Programme Electricity Administration Project	ESKOM IE0020010010000000000000000000000000	168312	elektries/5245794356	1.0000	R 32 717.34	R 32 717.34	R 4 907.60	R 37 624.94
Total Amount							R 32 717.34	R 4 907.60	R 37 624.94

21/04/2026

due: 21.04.26



**MUNISIPALITEIT / MUNICIPALITY
BEAUFORT-WES/BEAUFORT WEST/BHOBHOFOLO**
Kantoor van die Munisipale Bestuurder / Office of the Municipal Manager

MAGTIGING VIR BETALING (TOT R200 000.00)

Hiermee verleen ek **LUZUKO NQOTOLA** Direkteur Infrastruktuur,
goedkeuring vir die betaling van R

aan:

GOEDKEUR	<input checked="" type="checkbox"/>
NIE GOEDGEKEUR	<input type="checkbox"/>

L. NQOTOLA
DIREKTEUR: INFRASTRUKTUUR

AUTHORISATION FOR PAYMENT (UP TO R200 000.00)

I, **LUZUKO NQOTOLA** Director Infrastructure,

hereby approve the payment of R... 75 227.-65

to Eskom # 9245794356 ST Town, Nel-
spart

L. NQOTOLA
DIRECTOR: INFRASTRUCTURE

APPROVED	<input checked="" type="checkbox"/>
DISAPPROVED	<input type="checkbox"/>



ESKOM HOLDINGS SOC LTD REG NO 2002/015527/30
VAT REG NO 4740101508

BEAUFORT WEST LOCAL MUNICIPALITY
PRIVATE BAG X582
BEAUFORT WEST
6970

WESTERN REGION
PO BOX 377 Bellville 7535

CONTACT CENTRE: (0860) 037566Shareca
FAX NO: 0862 437 566
E-MAIL: NorthernCape@eskom.co.za
WEB: WWW.ESKOM.CO.ZA



CUSTOMER SELF SERVICE WEBSITE
<https://csonline.co.za>

WESTERN REGION
PO BOX 377 Bellville 7535

DIRECT DEPOSIT DETAIL
BANK: ABSA
BRANCH CODE: 334110
BANK ACC NO: 340167430

YOUR ACCOUNT NO	5245794356
SECURITY HELD	34700.01
BILLING DATE	2026-03-22
TAX INVOICE NO	524048871813
ACCOUNT MONTH	MARCH 2026
CURRENT DUE DATE	2026-04-21
VAT REG NO	4000846388

TAX INVOICE

E-MAIL: eskomaccounts@beaufortwestmun.co.za

ACCOUNT NO / REFERENCE NO

5245794356
NAME BEAUFORT WEST LOCAL
FAX NUMBER
Unipay 7100 10 0010

ACCOUNT TRANSACTION SUMMARY

ADMINISTRATION CHARGE	R	352.52	
TRANSMISSION NETWORK CAPACITY	R	2,226.00	
DIST. NETWORK CAPACITY CHARGE	R	8,070.00	
NETWORK DEMAND CHARGE	R	1,442.06	
ANCILLARY SERVICE (ALL)	R	37.80	
GENERATOR CAPACITY CHARGE	R	686.00	
LEGACY CHARGE (ALL)	R	2,135.95	
ENERGY CHARGE (STD)	3,746.00	R	6,237.84
ENERGY CHARGE (PEAK)	1,583.00	R	4,688.85
ENERGY CHARGE (OFF)	3,843.00	R	4,572.02
SERVICE CHARGE	R	1,828.12	
ELECTRIFICATION AND RURAL SUBS (ALL)	R	480.38	
TOTAL CHARGES FOR BILLING PERIOD	R	32,717.34	

ACCOUNT SUMMARY FOR MARCH 2026

BALANCE BROUGHT FORWARD	(Due Date 2026-03-24)	R	74,898.44
PAYMENT(S) RECEIVED	ACB Payment - 2026-02-20	R	-37,095.73
TOTAL CHARGES FOR BILLING PERIOD		R	32,717.34
VAT RAISED ON ITEMS AT 15%		R	4,907.60

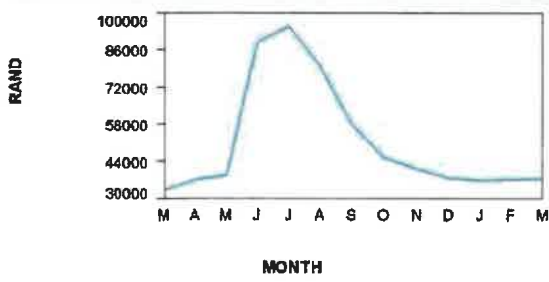


CURRENT	TOTAL DUE			R	75,227.65
37,624.94	ARREARS				
>90 DAYS	61-90 DAYS	31-60 DAYS	16-30 DAYS		
0.00	0.00	0.03	37,602.68		
Total outstanding debt must be settled immediately, subject to disconnection without further notice					

27215700152457943566



TOTAL AMOUNT DUE
75,227.65




PAYMENT ARRANGEMENT

INSTALMENT	0.00
ARREARS (Due Immediately)	37,602.71
DUE DATE (For Current Amount)	2026-04-21
AMOUNT PAID	

PAGE RUN NO	EE 9
BILL GROUP	
BILL PAGE	1 OF 2

LATE PAYMENT CHARGES WILL BE ADDED TO OVERDUE ACCOUNT



Private Bag 582
Beaufort West
Beaufort West - 6970

Tel: 023 414 8100
Fax: 023 414 8105
Email: treasury@beaufortwestmun.co.za
Website: www.beaufortwestmun.co.za
Municipality VAT No:- 4000846368

Sundry Invoice Detail

Invoice Number SPI25/3/00024249/2025-2026 **Vendor Name** ESKOM-7044326000
Invoice Date 22/03/2026 **Vendor Number** SCM/2207
Company Type

Vendor Invoice Number	Project Name	Project Item	Plan Item ID	Purchase Item	Quantity	Unit Price	Invoice Amount (Excl. VAT)	VAT	Invoice Amount (Incl. VAT)
INV704568183952	8030 - Electricity Programme, Electricity Administration Project	ESKOM IE00200100100000000000000000000000	168312	elektries/7044326000	1.0000	R. 53 319.04	R. 53 319.04	R. 7 997.86	R. 61 316.90
Total Amount							R. 53 319.04	R. 7 997.86	R. 61 316.90

Print Date: 26/03/2026 09:00 AM User: Deslene Melani Page 1 of 1

20/04/2026



WESTERN REGION
PO BOX 377 Bellville 7535



ESKOM HOLDINGS SOC LTD REG NO 2002/015527/30
VAT REG NO 4740101508

CONTACT CENTRE: (0860) 037566Shareca
FAX NO: 0862 437 566
E-MAIL: NorthernCape@eskom.co.za
WEB: WWW.ESKOM.CO.ZA

BEAUFORT WEST LOCAL MUNICIPALITY
PRIVATE BAG X582
BEAUFORT WEST
6970

YOUR ACCOUNT NO	7044326000
SECURITY HELD	41000.00
BILLING DATE	2026-03-22
TAX INVOICE NO	704568183952
ACCOUNT MONTH	MARCH 2026
CURRENT DUE DATE	2026-04-21
VAT REG NO	4000846388

CUSTOMER SELF SERVICE WEBSITE
<https://csonline.co.za>

WESTERN REGION
PO BOX 377 Bellville 7535

DIRECT DEPOSIT DETAIL	
BANK:	ABSA
BRANCH CODE:	334110
BANK ACC NO:	340167430

TAX INVOICE

E-MAIL: eskomaccounts@beaufortwestmun.co.za

ACCOUNT TRANSACTION SUMMARY

ADMINISTRATION CHARGE	R	352.52
TRANSMISSION NETWORK CAPACITY	R	1,689.50
DIST. NETWORK CAPACITY CHARGE	R	6,052.50
NETWORK DEMAND CHARGE	R	2,790.74
ANCILLARY SERVICE (ALL)	R	82.00
GENERATOR CAPACITY CHARGE	R	499.50
LEGACY CHARGE (ALL)	R	4,658.92
ENERGY CHARGE (STD)	8,345.00 R	13,896.09
ENERGY CHARGE (PEAK)	3,732.00 R	11,054.18
ENERGY CHARGE (OFF)	7,927.00 R	9,430.75
SERVICE CHARGE	R	1,828.12
ELECTRIFICATION AND RURAL SUBS (ALL)	R	1,004.20

TOTAL CHARGES FOR BILLING PERIOD R **53,319.04**

ACCOUNT SUMMARY FOR MARCH 2026

BALANCE BROUGHT FORWARD	(Due Date 2026-03-24)	R	130,712.57
PAYMENT(S) RECEIVED	ACB Payment - 2026-02-20	R	-64,843.88
TOTAL CHARGES FOR BILLING PERIOD		R	53,319.04
VAT RAISED ON ITEMS AT 15%		R	7,997.86

ACCOUNT NO / REFERENCE NO

7044326000

NAME

BEAUFORT WEST LOCAL

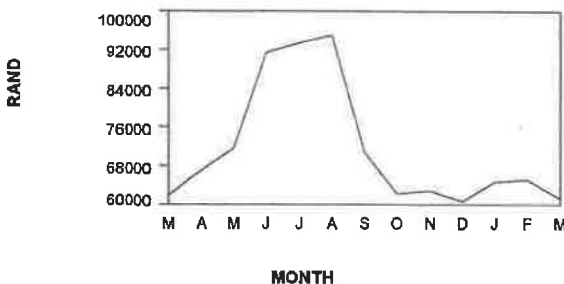
FAX NUMBER

7100 10 0010

CURRENT		
61,316.90	TOTAL DUE	R 127,185.59

ARREARS			
>90 DAYS	61-90 DAYS	31-60 DAYS	16-30 DAYS
0.00	0.00	0.05	65,868.64

Total outstanding debt must be settled immediately, subject to disconnection without further notice



27215700170443260002



9207 2704 4326 0005



TOTAL AMOUNT DUE

127,185.59

PAYMENT ARRANGEMENT

INSTALMENT

0.00

ARREARS (Due Immediately)

65,868.64

DUE DATE (For Current Amount)

2026-04-21

AMOUNT PAID

LATE PAYMENT CHARGES WILL BE ADDED TO OVERDUE ACCOUNT

PAGE RUN NO	EE 89
BILL GROUP	
BILL PAGE	1 OF 2

BEAUFORT WEST LOCAL MUNICIPALITY
PRIVATE BAG X582
BEAUFORT WEST
6970

YOUR ACCOUNT NO	7044326000
BILLING DATE	2026-03-22
TAX INVOICE NO	704568183952
ACCOUNT MONTH	MARCH 2026
CURRENT DUE DATE	2026-04-21
VAT REG NO	4000846388
NOTIFIED MAX DEMAND	150.00
UTILISED CAPACITY	150.00

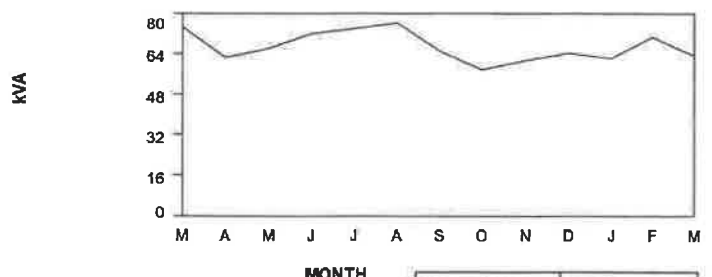
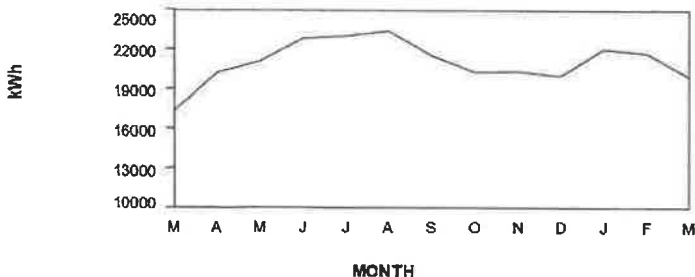
CONSUMPTION DETAILS (2026-02-22 - 2026-03-21)

ENERGY CONSUMPTION OFF PEAK kWh	7,926.88
ENERGY CONSUMPTION STD kWh	8,345.43
ENERGY CONSUMPTION PEAK kWh	3,731.85
DEMAND CONSUMPTION - OFF PEAK	63.59
DEMAND CONSUMPTION - STD	49.23
DEMAND CONSUMPTION - PEAK	56.77
DEMAND READING - kW/KVA	63.59
REACTIVE ENERGY - OFF PEAK	3,022.61
REACTIVE ENERGY - STD	2,738.63
REACTIVE ENERGY - PEAK	1,045.50

PREMISE ID NUMBER **TARIFF NAME:** Municflex Rural kVa Interval

NT TOWN,NELSPOORT INTERVAL) FILE 1/3293/10

Administration Charge @ R12.59 per day for 28 days	R	352.52
TX Network Capacity Charge 150 kVa @ R11.13 : = R11.13/kVA	R	1,669.50
Network Capacity Charge 150 kVA @ R40.35 : = R40.35/kVA	R	6,052.50
Network Demand Charge 56.78 kVA @ R49.15 : = R49.15 /kVA	R	2,790.74
Ancillary Service Charge 20,004 kWh @ R0.0041 /kWh	R	82.02
Generator Capacity Charge 150 kVa @ R3.33 : = R3.33/kVA	R	499.50
Legacy Charge 20,003.96 kWh @ R0.2329 /kWh	R	4,658.92
Low Season Standard Energy Charge 8,345 kWh @ R1.6652 /kWh	R	13,896.09
Low Season Peak Energy Charge 3,732 kWh @ R2.962 /kWh	R	11,054.18
Low Season Off Peak Energy Charge 7,927 kWh @ R1.1897 /kWh	R	9,430.75
Service Charge @ R65.29 per day for 28 days	R	1,828.12
Electrification and Rural Subsidy 20,004 kWh @ R0.0502 /kWh	R	1,004.20
TOTAL CHARGES	R	53,319.04



PAGE RUN NO	EE 90
BILL GROUP	
BILL PAGE	2 OF 2

TAX INVOICE PAYMENT OPTIONS



Debit Order

- Avoid queues, late payments, the risk of your service being disconnected and the possibility of having to pay interest.
- Should you choose to pay your Tax Invoice by debit order, please call 086 003 7566.
- You set a limit on your Debit Order, so that you can keep control.
- Should your Debit Order details change or you want to cancel the Debit Order, please call 086 003 7566.



Direct Deposits

- Make direct deposits or transfers at bank counters and ATMs.
- Eskom's banking details appear on the front of this Tax Invoice.
- **Please ensure that you always use your Eskom electricity account number as a reference when making payments to Eskom.**
- You may verify banking details on www.csd.gov.za by using the CSD information appearing on the front of this Tax Invoice.
- **Incorrect information provided when making a payment might lead to incorrect allocation of the payment or disconnection.**



Settle Tax Invoices at Payment Collection Agencies

- Pick 'n Pay store, Hypermarkets, Family Stores, Spar, or any other retail outlet that provides agency services.
- Shoprite/Checkers Money Market Kiosks and Food World stores.
- Take your Tax Invoice with you when making a payment through one of our agencies.
- Please note that certain restrictions may apply to the form of payment method used (i.e. cash or credit cards, depending on the agency).



Internet payments can be made:

- Through your own bank's website (contact your bank for more information).
- Through the collection agent's website.
- **Please ensure that you always use your Eskom electricity account number as a reference when making payments to Eskom.**



Multiple Account Payments

- If one payment is made in respect of multiple accounts, please immediately provide Eskom with a breakdown of the payment and the details of which accounts the payment needs to be allocated to, to prevent interest accruing or disconnections.
- **Fee-free payments made by cash/credit/debit card are limited to R3 500 per account, per month. Payments made over this limit will attract full card commission charges, which will be debited to your account.**
- **Please ensure that you always use your Eskom electricity account number as a reference when making payments to Eskom.**

PLEASE NOTE!

TAX INVOICE DELIVERY OPTIONS



- Tax Invoices will be emailed directly to your email address in a secure 128-bit encrypted format.
- The electronic Tax Invoice complies with SARS regulations.
- To make use of this facility, please call 086 003 7566 stating your account number and required email address.
- Check out ALFRED on WhatsApp – Save 086 003 7566 on your smartphone and follow the options provided.
- Use the USSD self-service by dialling *120*37566# for the menu of services provided.

IMPORTANT ACCOUNT INFORMATION

Conditions

- Electricity and related services are supplied, and electricity consumed, in terms of Eskom's standard terms and conditions as amended from time to time.

Auto Increase in Debit Order Limit

- As a service, Debit Order limits will automatically be increased by the average rate increase as announced by Eskom.

Electricity Supply (All Customer Segments)

- In effecting payment pursuant to this invoice, I specifically agree that Eskom's Standard Prices (as amended and approved by the NERSA) and its standard terms and conditions shall apply. Copies of the said documents are available on request from Eskom's Contact Centre. Please call 086 003 7566. Any objection to the above must be lodged with Eskom within 14 days of receipt of this invoice, and the outcome thereof may result in Eskom terminating the supply.

VAT Registration Number

- While we endeavour to ensure the information supplied is updated, Eskom Holdings Ltd accepts no responsibility for any incorrect VAT registration number of a customer appearing on the invoice. Please contact Eskom and provide a VAT registration certificate to allow us to update information.

Payment of Tax Invoices

- 'Due Date' means the date on which the CUSTOMER is required to pay an electricity account as provided for in the electricity supply agreement.
- Should payment not be reflected in Eskom's bank account by the Due Date, the amount outstanding shall bear interest, compounded monthly from the first day following the Bill Date to date of payment, and Eskom may disconnect the supply to the CUSTOMER after having given the CUSTOMER 14 (fourteen) days' notice.
- Accounts rendered based on estimated readings will automatically be adjusted when the next actual meter reading is used.
- Payments may not be deferred.
- If going away, please pay in advance to cover any accounts which may become due in your absence.
- If there is a delay in the receipt of your account, please pay an average amount based on your last account and advise Eskom accordingly.

Late Payments, No Payments and Disconnection

- Interest is payable on overdue accounts.
- Eskom is entitled to disconnect supply for non-payment.
- In the event of a disconnection and in addition to the repayment of all outstanding amounts due, a disconnection/visit fee and additional deposit will become payable.
- Meter tampering is a criminal offence, punishable by law. Lost revenue, as well as any charges associated with damage to Eskom property, will be for your account.
- Your agreement may not be taken over by a third party. You are legally liable for all charges reflected on this bill.

Accounts Handed Over for Collection

- Eskom has contracted National Debt Collectors for accounts handed over.
- All payments for accounts handed over are still payable to Eskom.
- Should the customer pay the debt collector directly and not into Eskom's account, then Eskom will not be held liable.

**PLEASE PROVIDE YOUR ELECTRICITY ACCOUNT NUMBER IN ALL CORRESPONDENCE WITH ESKOM.
PLEASE ADVISE ESKOM IF ANY OF YOUR DETAILS ARE INCORRECTLY REFLECTED ON THIS TAX INVOICE.**

**Check out ALFRED on WhatsApp, save 08600 37566 on your smartphone and follow the options provided.
Use the USSD self-service by dialling *120*37566# for the menu of services provided.**

[Please click here to contact us](#) or go to ...

www.eskom.co.za, then select *Customer Services*, then *Customer Relations* and then *Contact Customer Services*.

Private Bag 582
Beaufort West
Beaufort West - 6870

Tel: 023 414 8100
Fax: 023 414 8105
Email: treasury@beaufortwestmun.co.za
Website: www.beaufortwestmun.co.za
Municipality VAT No: - 4000846388



Payment Instruction Detail

PAYMENT DETAILS										Status - Awaiting Payment Approval	
Payment Instruction Number	Payment Instruction Date	Payment Id	Doc Number	Payment Type	Transaction Type	Cashbook	Payment Due Date	Total Payment Amount	Outstanding Payment Amount		
PI03/02/00042854/2025-2026	02/03/2026	42854	15/25175	Normal	Exp - Direct Payment EFT	Nedbank 2026	07/03/2026	R 9 265.71	R 9 265.71		

VENDOR DETAILS

Vendor Name	Vendor Number	Bank	Account Number	Branch Code	Account Type	Payment Reference
ESKOM-8349427960	SCM/2208	ABSA BANK LIMITED	340167430	632005	Cheque/Current Account	ESKOM-8349427960

INVOICE DETAILS

Invoice Number	Vendor/Creditor Invoice Number	Vendor Invoice Date	Goods/Service Description	Invoice Amount (excl. VAT)	VAT	Invoice Amount (Incl. VAT) Payment	Reason for Late Payment
SP16/72/00023725/2025-2026	INV834695246123	05/02/2026	Electricity Programme Electricity Administration Project / ESKOM / 8349427960	R 8 057.14	R 1 208.57	R 9 265.71	

date: 2/03/2016



**MUNISIPALITEIT / MUNICIPALITY
BEAUFORT-WES/BEAUFORT WEST/BHOBHOFOLO**
Kantoor van die Munisipale Bestuurder / Office of the Municipal Manager

MAGTIGING VIR BETALING (TOT R200 000.00)

Hiermee verleen ek **LUZUKO NQOTOLA** Direkteur Infrastruktuur,
goedkeuring vir die betaling van R

aan:

GOEDKEUR	<input checked="" type="checkbox"/>
NIE GOEDGEKEUR	<input type="checkbox"/>

L. NQOTOLA
DIREKTEUR: INFRASTRUKTUUR

AUTHORISATION FOR PAYMENT (UP TO R200 000.00)

I, **LUZUKO NQOTOLA** Director Infrastructure,

hereby approve the payment of R 9265-71

to Ekong: # 8349427960: Nelspoot

APPROVED	<input checked="" type="checkbox"/>
DISAPPROVED	<input type="checkbox"/>

L. NQOTOLA
DIRECTOR: INFRASTRUCTURE



WESTERN REGION
PO BOX 377 Bellville 7535



CONTACT CENTRE: (0860) 037566Shareca
FAX NO: 0862 437 566
E-MAIL: NorthernCape@eskom.co.za
WEB: WWW.ESKOM.CO.ZA

ESKOM HOLDINGS SOC LTD REG NO 2002/015527/30
VAT REG NO 4740101508

BEAUFORT WEST MUNICIPALITY
PO BOX 582
BEAUFORT WEST
6970

YOUR ACCOUNT NO	8349427960
SECURITY HELD	18153.89
BILLING DATE	2026-02-05
TAX INVOICE NO	834695246123
ACCOUNT MONTH	FEBRUARY 2026
CURRENT DUE DATE	2026-03-02
VAT REG NO	4000846388
NOTIFIED MAX DEMAND	100.00



CUSTOMER SELF SERVICE WEBSITE
<https://csonline.co.za>

WESTERN REGION
PO BOX 377 Bellville 7535

DIRECT DEPOSIT DETAIL	
BANK:	ABSA
BRANCH CODE:	334110
BANK ACC NO:	340167430

TAX INVOICE

E-MAIL: eskomaccounts@beaufortwestmun.co.za

READING TYPE: ESTIMATE	READING DATES: 2026 01 05 - 2026 02 03	NO OF DAYS: 29	SEASON:		
Your next actual reading will be on 03/03/2026					
CONSUMPTION SUMMARY FOR BILLING PERIOD					
METER NUMBER	PREV. READING	CURR. READING	DIFFERENCE	CONSTANT	CONSUMPTION
3015115670695	335443.0000	336633.0000	1190.0000	1.0000	1.190.0000
TOTAL ENERGY CONSUMED FOR BILLING PERIOD (kWh)					1,190.00
REMISE ID NUMBER	0536806907	TARIFF NAME: Landrate 1,2,3			
NELSPOORT					
Service and Administration Charge @ R18.81 per day for 29 days R 545.48					
Network Capacity Charge @ R138.21 per day for 29 days R 4,008.09					
Generation Capacity Charge @ R8.46 per day for 29 days R 245.34					
Network Demand Charge 1,190 kWh @ R0.436 /kWh R 518.84					
Ancillary service charge 1,190 kWh @ R0.0041 /kWh R 4.88					
Energy Charge 1,190 kWh @ R2.2979 /kWh R 2,734.50					
TOTAL CHARGES FOR BILLING PERIOD					R 8,057.14
ACCOUNT SUMMARY FOR FEBRUARY 2026					
BALANCE BROUGHT FORWARD (Due Date 2026-02-07)					R 10,941.42
PAYMENT(S) RECEIVED ACB Payment - 2026-02-04					R -10,941.42
TOTAL CHARGES FOR BILLING PERIOD					R 8,057.14
VAT RAISED ON ITEMS AT 15%					R 1,208.57
 					
CURRENT	TOTAL AMOUNT DUE			R 9,265.71	
9,265.71	ARREARS				
>90 DAYS	61-90 DAYS	31-60 DAYS			
0.00	0.00	0.00			

ACCOUNT NO / REFERENCE NO

8349427960


NAME

BEAUFORT WEST MUNICIPALITY


FAX NUMBER

 7100 10 0010

27215700183494279607



>>>>>>> 9207 2834 9427 9600



TOTAL AMOUNT DUE

9,265.71

PAYMENT ARRANGEMENT

INSTALMENT

0.00

ARREARS

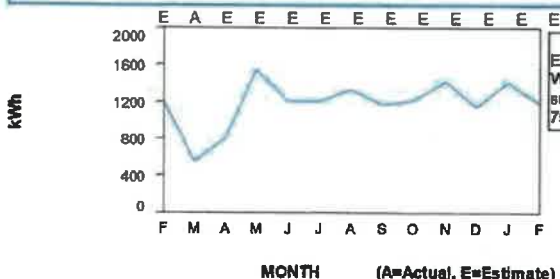
0.00

DUE DATE

2026-03-02

AMOUNT PAID

LATE PAYMENT CHARGES WILL BE ADDED TO OVERDUE ACCOUNTS



Message
Eskom will move towards quarterly meter readings from 1 April 2014. We encourage all customers who have access to their meter boxes to submit their meter reads by calling the Eskom Contact Centre 086 003 7566 or submitting it on the Eskom website

PAGE RUN NO EE 1043

BILL GROUP

BILL PAGE 1 OF 1



Proof of payment

Date: 12/03/2026 Time: 2:13:28 PM

Profile name:	BEAUFORT WEST MUNICIPALITY
Batch reference number:	220807106
Payment reference number:	00000005695034636
Payment date:	02/03/2026
Payment capture date:	02/03/2026
Payment authorise date and time:	02/03/2026 12:58:02 PM
From account name:	*BEAUFORT WEST MUNICIPALITY
From account description:	*BEAUFORT WEST MUNICIPALITY
From account statement description:	15/25175*ESKOM-83494
Beneficiary account number:	340167430
Beneficiary/ Recipient name:	ESKOM-8349427960
Beneficiary statement description:	8349427960
Branch code:	632005
Amount:	9,265.71
Real-time:	No

Additional comments by payer:

View your account to **confirm that you have received this payment.**


All payments are subject to clearing rules.

Please refer to landing page for cut off times and telephone numbers.

Profile name:BEAUFORT WEST MUNICIPALITY
Profile number:4000294773

User name:BRADLEY JUAN DRE DAMON
User ID:16

Small Business Services: 0860 116 400
Business Banking: 0860 111 055



Private Bag 582
Beaufort West
Beaufort West - 6870

Tei: 023 414 8100
Fax: 023 414 8105
Email: treasury@beaufortwestmun.co.za
Website: www.beaufortwestmun.co.za
Municipality VAT No: 4000846388

Payment Instruction Detail

PAYMENT DETAILS				Status - Awaiting Payment Approval					
Payment Instruction Number	Payment Instruction Date	Payment Id	Doc Number	Payment Type	Transaction Type	Cashbook	Payment Due Date	Total Payment Amount	Outstanding Payment Amount
PI03/02/00042858/2025-2026	02/03/2026	42858	15/25179	Normal	Exp - Direct Payment EFT	Nedbank 2026	04/03/2026	R 9 448 115.49	R 9 448 115.49

VENDOR DETAILS

Vendor Name	Vendor Number	Bank	Account Number	Branch Code	Account Type	Payment Reference
ESKOM-5395201346	SCM/2203	ABSA BANK LIMITED	340167430	632005	Cheque/Current Account	ESKOM-5395201346

INVOICE DETAILS

Invoice Number	Vendor/Creditor Invoice Number	Vendor Invoice Date	Goods/Service Description	Invoice Amount (excl. VAT)	VAT	Invoice Amount (Incl. VAT) Payment	Reason for Late Payment
SP16/2/00023726/2025-2026	INV539747069180	02/02/2026	Electricity Programme Electricity Administration Project / ESKOM / elektrities/5395201346	R 8 215 752.60	R 1 232 362.89	R 9 448 115.49	

Private Bag 582
Beaufort West
Beaufort West - 6970

Tel: 023 414 8100
Fax: 023 414 8105
Email: treasury@beaufortwestmun.co.za
Website: www.beaufortwestmun.co.za
Municipality VAT No:- 4000848388

Sundry Invoice Detail

Invoice Number SPI6/2/00023726/2025-2026

Vendor Name ESKOM-5395201346

Invoice Date 02/02/2026

Vendor Number SCM/2203

Company Type

Vendor Invoice Number	Project Name	Project Item	Plan Item ID	Purchase Item	Quantity	Unit Price	Invoice Amount (Excl. VAT)	VAT	Invoice Amount (Incl. VAT)
INV539747069180	8030 - Electricity Programme_Electricity Administration Project	ESKOM IE0020010010000000000000000000000000000000	168311	elektries/5395201346	1.0000	R 8 215 752.60	R 8 215 752.60	R 1 232 362.89	R 9 448 115.49
Total Amount							R 8 215 752.60	R 1 232 362.89	R 9 448 115.49

Print Date: 06/02/2026 12:30 PM

User: Deslerie Melani

Page 1 of 1

04/03/2026



WESTERN REGION
PO BOX 377 Bellville 7535



ESKOM HOLDINGS SOC LTD REG NO 2002/015527/30
VAT REG NO 4740101508

CONTACT CENTRE: (0860) 037566Shareca
FAX NO: 0862 437 566
E-MAIL: NorthernCape@eskom.co.za
WEB: WWW.ESKOM.CO.ZA

BEAUFORT WEST LOCAL MUNICIPALITY
ATT CHIEF FINANCIAL OFFICER
PRIVATE BAG X582
BEAUFORT WEST
6970

YOUR ACCOUNT NO	5395201346
SECURITY HELD	0.01
BILLING DATE	2026-02-02
TAX INVOICE NO	539747069180
ACCOUNT MONTH	JANUARY 2026
CURRENT DUE DATE	2026-03-04
VAT REG NO	4000846388

CUSTOMER SELF SERVICE WEBSITE
<https://csonline.co.za>

WESTERN REGION
PO BOX 377 Bellville 7535

DIRECT DEPOSIT DETAIL	
BANK:	ABSA
BRANCH CODE:	334110
BANK ACC NO:	340167430

TAX INVOICE

E-MAIL: eskomaccounts@beaufortwestmun.co.za

ACCOUNT TRANSACTION SUMMARY

RCC / SCC CONNECTION CHARGE	R	3,407.65
ADMINISTRATION CHARGE	R	609.77
TRANSMISSION NETWORK CAPACITY	R	193,600.00
DIST. NETWORK CAPACITY CHARGE	R	324,800.00
NETWORK DEMAND CHARGE	R	85,098.82
URBAN LOW VOLTAGE SUBSIDY	R	44,600.00
ANCILLARY SERVICE (ALL)	R	15,558.34
GENERATOR CAPACITY CHARGE	R	129,200.00
LOSS CHARGE (ALL)	R	880,097.78
ENERGY CHARGE (STD)	1,690,421.00	R 2,528,869.82
ENERGY CHARGE (PEAK)	694,302.00	R 1,847,488.19
ENERGY CHARGE (OFF)	1,820,235.00	R 1,945,103.12
SERVICE CHARGE	R	6,250.22
ELECTRIFICATION AND RURAL SUBS (ALL)	R	211,088.89

TOTAL CHARGES FOR BILLING PERIOD R **8,215,752.60**

ACCOUNT SUMMARY FOR JANUARY 2026

BALANCE BROUGHT FORWARD	(Due Date 2026-02-02)	R	60,457,868.35
PAYMENT(S) RECEIVED	Cash - 2026-01-30	R	-9,289,109.39
TOTAL CHARGES FOR BILLING PERIOD		R	8,215,752.60
ADJUSTMENT	Reversal of interest charged	R	-16.88
ADJUSTMENT	Reversal of interest charged	R	-56.50
VAT RAISED ON ITEMS AT 15%		R	1,232,382.89

ACCOUNT NO / REFERENCE NO

5395201346

NAME

BEAUFORT WEST LOCAL

FAX NUMBER

7100 10 0010

27215700153952013467



9207 2539 5201 3460



CURRENT

9,448,115.49

TOTAL DUE

R

60,616,801.09

ARREARS

>90 DAYS

61-90 DAYS

31-60 DAYS

16-30 DAYS

33,361,351.46

8,518,151.38

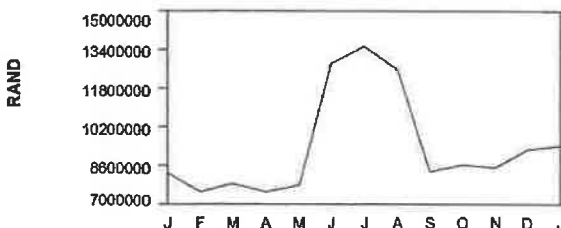
9,289,182.76

0.00

Total outstanding debt must be settled immediately, subject to disconnection without further notice

TOTAL AMOUNT DUE

60,616,801.09



MONTH

PAYMENT ARRANGEMENT

INSTALMENT

0.00

ARREARS (Due immediately)

51,168,685.6

DUE DATE (For Current Amount)

2026-03-04

AMOUNT PAID

PAGE RUN NO EE 32

BILL GROUP

BILL PAGE 1 OF 2

LATE PAYMENT CHARGES WILL BE
ADDED TO OVERDUE ACCOUNT



WESTERN REGION
PO BOX 377 Bellville 7535

CONTACT CENTRE: (0860) 037566Shareca

FAX NO: 0862 437 566

E-MAIL: NorthernCape@eskom.co.za

WEB: WWW.ESKOM.CO.ZA

BEAUFORT WEST LOCAL MUNICIPALITY
ATT CHIEF FINANCIAL OFFICER
PRIVATE BAG X582
BEAUFORT WEST
6970

YOUR ACCOUNT NO	5395201346
BILLING DATE	2026-02-02
TAX INVOICE NO	539747069180
ACCOUNT MONTH	JANUARY 2026
CURRENT DUE DATE	2026-03-04
VAT REG NO	4000846388
NOTIFIED MAX DEMAND	20,000.00
UTILISED CAPACITY	20,000.00

CONSUMPTION DETAILS (2026-01-01 - 2026-01-31)

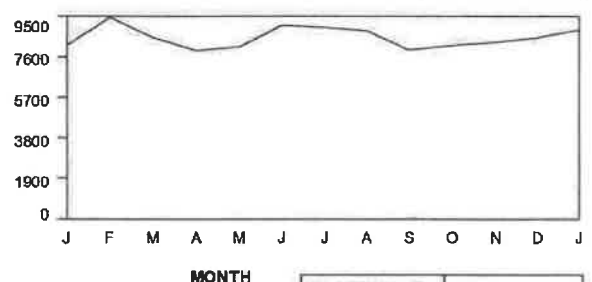
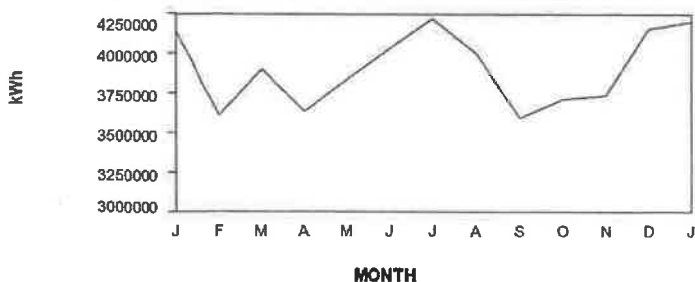
ENERGY CONSUMPTION OFF PEAK kWh	1,820,235.18
ENERGY CONSUMPTION STD kWh	1,690,420.67
ENERGY CONSUMPTION PEAK kWh	694,302.48
ENERGY CONSUMPTION ALL kWh	4,204,958.33
DEMAND CONSUMPTION - OFF PEAK	8,179.15
DEMAND CONSUMPTION - STD	8,114.91
DEMAND CONSUMPTION - PEAK	8,864.45
DEMAND READING - kW/kVA	8,864.45
REACTIVE ENERGY - OFF PEAK	552,856.78
REACTIVE ENERGY - STD	595,366.64
REACTIVE ENERGY - PEAK	212,875.38

PREMISE ID NUMBER 5395201216 TARIFF NAME: Municflex

BEAUFORT WES MUNIC 1/3210 REMOTE DROERIVIER

Administration Charge @ R19.67 per day for 31 days	R	609.77
TX Network Capacity Charge 20,000 kVa @ R9.68 : = R9.68/kVA	R	193,600.00
Network Capacity Charge 20,000 kVA @ R16.24 : = R16.24/kVA	R	324,800.00
Network Demand Charge 8,864.46 kVA @ R9.60 : = R9.60 /kVA	R	85,098.82
Urban Low Voltage Subsidy 20,000 kVa @ R2.23 : = R2.23/kVA	R	44,600.00
Ancillary Service Charge 4,204,958 kWh @ R0.0037 /kWh	R	15,558.34
Generator Capacity Charge 20,000 kVa @ R6.46 : = R6.46/kVA	R	129,200.00
Legacy Charge 4,204,958.33 kWh @ R0.2093 /kWh	R	880,097.78
Low Season Standard Energy Charge 1,690,421 kWh @ R1.496 /kWh	R	2,528,869.82
Low Season Peak Energy Charge 694,302 kWh @ R2.6609 /kWh	R	1,847,468.19
Low Season Off Peak Energy Charge 1,820,235 kWh @ R1.0686 /kWh	R	1,945,103.12
Service Charge @ R201.62 per day for 31 days	R	6,250.22
Electricity and Rural Subsidy 4,204,958 kWh @ R0.0502 /kWh	R	211,088.89
Standard Connection Charge R3,407.65	R	3,407.65

TOTAL CHARGES R **8,215,752.60**



PAGE RUN NO	EE 33
BILL GROUP	
BILL PAGE	2 OF 2



Proof of payment

Date: 12/03/2026 Time: 2:11:03 PM

Profile name:	BEAUFORT WEST MUNICIPALITY
Batch reference number:	220802482
Payment reference number:	00000005696123955
Payment date:	03/03/2026
Payment capture date:	02/03/2026
Payment authorise date and time:	03/03/2026 07:47:42 AM
From account name:	*BEAUFORT WEST MUNICIPALITY
From account description:	*BEAUFORT WEST MUNICIPALITY
From account statement description:	15/25179*ESKOM-53952
Beneficiary account number:	340167430
Beneficiary/ Recipient name:	ESKOM-5395201346
Beneficiary statement description:	5395201346
Branch code:	632005
Amount:	9,448,115.49
Real-time:	No

Additional comments by payer:

View your account to confirm that you have received this payment.

- All payments are subject to clearing rules.

Please refer to landing page for cut off times and telephone numbers.

PI03/19/00042989

25313

13/03/2026

ESKOM ESKOM 5575899099

- 608,202.70

- 79820.79

528371.91



Debit order

NORTH WESTERN REGION
PRIVATE BAG X16 Westville 3630



ESKOM HOLDINGS SOC LTD REG NO 2002/015527/30
VAT REG NO 4740101508

CONTACT CENTRE: (0860) 037566Shareca
FAX NO: 0862 437 566
E-MAIL: NorthernCape@eskom.co.za
WEB: WWW.ESKOM.CO.ZA

MUNICIPALITY BEAUFORT WEST
PRIVATE BAG X582
BEAUFORT WEST
6970

YOUR ACCOUNT NO	5575899099
SECURITY HELD	762822.59
BILLING DATE	2026-02-11
TAX INVOICE NO	557359983656
ACCOUNT MONTH	FEBRUARY 2026
CURRENT DUE DATE	2026-03-13
VAT REG NO	4000846388

CUSTOMER SELF SERVICE WEBSITE
<https://csonline.co.za>

NORTH WESTERN REGION
PRIVATE BAG X16 Westville 3630

DIRECT DEPOSIT DETAIL

BANK: First National Bank
BRANCH CODE: 223626
BANK ACC NO: 55070067316

TAX INVOICE

E-MAIL: eskomaccounts@beaufortwestmun.co.za

ACCOUNT TRANSACTION SUMMARY

ADMINISTRATION CHARGE	R	609.77
TRANSMISSION NETWORK CAPACITY	R	9,585.00
DIST. NETWORK CAPACITY CHARGE	R	33,273.00
NETWORK DEMAND CHARGE	R	12,593.79
ANCILLARY SERVICE (ALL)	R	969.23
GENERATOR CAPACITY CHARGE	R	6,939.00
LEGACY CHARGE (ALL)	R	54,737.13
ENERGY CHARGE (STD)	R	150,872.88
ENERGY CHARGE (PEAK)	R	115,538.27
ENERGY CHARGE (OFF)	R	125,542.01
SERVICE CHARGE	R	6,250.22
ELECTRIFICATION AND RURAL SUBS (ALL)	R	12,163.81

TOTAL CHARGES FOR BILLING PERIOD R **528,873.91**

ACCOUNT SUMMARY FOR FEBRUARY 2026

BALANCE BROUGHT FORWARD	(Due Date 2026-02-11)	R	546,615.85
PAYMENT(S) RECEIVED	Autopay Current/Cheque Account - 2026-02-11	R	-546,615.85
TOTAL CHARGES FOR BILLING PERIOD		R	528,873.91
ADJUSTMENT	AUTO PAY DISCOUNT	R	-2.00
VAT RAISED ON ITEMS AT 15%		R	79,330.79



ACCOUNT NO / REFERENCE NO

5575899099

NAME

MUNICIPALITY BEAUFORT WEST

FAX NUMBER

Unipay 7100 10 0010

CURRENT		R	608,202.70
608,202.70	TOTAL DUE	R	608,202.70

ARREARS			
>90 DAYS	61-90 DAYS	31-60 DAYS	16-30 DAYS
0.00	0.00	0.00	0.00

Your Autopay Limit is R 850000. Your bank account will be debited on 13-03-2026 for an amount of R 608202.70.

27215700155758990996




9207 2557 5899 0999



TOTAL AMOUNT DUE

608,202.70



MONTH

PAGE RUN NO	EE 14
BILL GROUP	
BILL PAGE	1 OF 2

PAYMENT ARRANGEMENT

INSTALMENT 0.00

ARREARS 0.00

DUE DATE 2026-03-13

AMOUNT PAID

LATE PAYMENT CHARGES WILL BE ADDED TO OVERDUE ACCOUNT



NORTH WESTERN REGION
PRIVATE BAG X16 Westville 3630

CONTACT CENTRE: (0860) 037566Shareca
FAX NO: 0862 437 566
E-MAIL: NorthernCape@eskom.co.za
WEB: WWW.ESKOM.CO.ZA

MUNICIPALITY BEAUFORT WEST
PRIVATE BAG X582
BEAUFORT WEST
6970

YOUR ACCOUNT NO	5575899099
BILLING DATE	2026-02-11
TAX INVOICE NO	557359983656
ACCOUNT MONTH	FEBRUARY 2026
CURRENT DUE DATE	2026-03-13
VAT REG NO	4000846388
NOTIFIED MAX DEMAND	900.00
UTILISED CAPACITY	900.00

CONSUMPTION DETAILS (2026-01-10 - 2026-02-09)

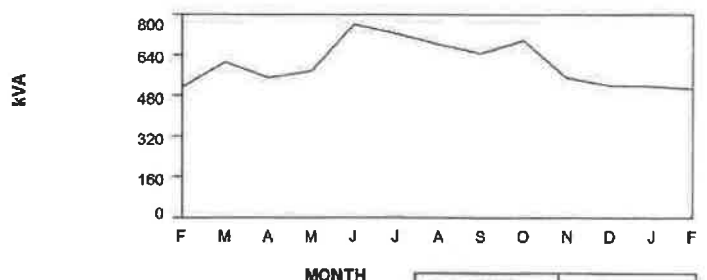
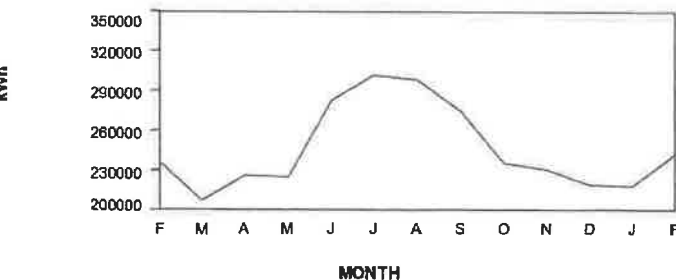
ENERGY CONSUMPTION OFF PEAK kWh	108,798.42
ENERGY CONSUMPTION STD kWh	93,290.24
ENERGY CONSUMPTION PEAK kWh	40,218.24
DEMAND CONSUMPTION - OFF PEAK	484.13
DEMAND CONSUMPTION - STD	493.45
DEMAND CONSUMPTION - PEAK	510.49
DEMAND READING - kW/KVA	510.49
ACTIVE ENERGY - OFF PEAK	63,628.40
ACTIVE ENERGY - STD	51,225.75
REACTIVE ENERGY - PEAK	18,583.87

PREMISE ID NUMBER 5575899668 **TARIFF NAME:** Municflex Rural Interval

OBS49 MUNICIPALITEIT MURRAYSBURG BULK SUPPLY OBS49

Administration Charge @ R19.67 per day for 31 days	R	609.77
TX Network Capacity Charge 900 kVa @ R10.65 : = R10.65/kVA	R	9,585.00
Network Capacity Charge 900 kVA @ R36.97 : = R36.97/kVA	R	33,273.00
Network Demand Charge 510.49 kVA @ R24.67 : = R24.67 /kVA	R	12,593.79
Ancillary Service Charge 242,307 kWh @ R0.004 /kWh	R	969.23
Generator Capacity Charge 900 kVa @ R7.71 : = R7.71/kVA	R	6,939.00
Legacy Charge 242,306.9 kWh @ R0.2259 /kWh	R	54,737.13
Low Season Standard Energy Charge 93,290 kWh @ R1.6151 /kWh	R	150,672.68
Low Season Peak Energy Charge 40,218 kWh @ R2.8728 /kWh	R	115,538.27
Low Season Off Peak Energy Charge 108,798 kWh @ R1.1539 /kWh	R	125,542.01
Service Charge @ R201.62 per day for 31 days	R	6,250.22
Electrification and Rural Subsidy 242,307 kWh @ R0.0502 /kWh	R	12,163.81

TOTAL CHARGES R **528,873.91**



PAGE RUN NO	EE 15
BILL GROUP	
BILL PAGE	2 OF 2

TAX INVOICE PAYMENT OPTIONS



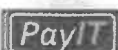
Debit Order

- Avoid queues, late payments, the risk of your service being disconnected and the possibility of having to pay interest.
- Should you choose to pay your Tax Invoice by debit order, please call 086 003 7566.
- You set a limit on your Debit Order, so that you can keep control.
- Should your Debit Order details change or you want to cancel the Debit Order, please call 086 003 7566.



Direct Deposits

- Make direct deposits or transfers at bank counters and ATMs.
- Eskom's banking details appear on the front of this Tax Invoice.
- **Please ensure that you always use your Eskom electricity account number as a reference when making payments to Eskom.**
- You may verify banking details on www.csd.gov.za by using the CSD information appearing on the front of this Tax Invoice.
- **Incorrect information provided when making a payment might lead to incorrect allocation of the payment or disconnection.**



Settle Tax Invoices at Payment Collection Agencies

- Pick 'n Pay store, Hypermarkets, Family Stores, Spar, or any other retail outlet that provides agency services.
- Shoprite/Checkers Money Market Kiosks and Food World stores.
- Take your Tax Invoice with you when making a payment through one of our agencies.
- Please note that certain restrictions may apply to the form of payment method used (i.e. cash or credit cards, depending on the agency).



Internet payments can be made:

- Through your own bank's website (contact your bank for more information).
- Through the collection agent's website.
- **Please ensure that you always use your Eskom electricity account number as a reference when making payments to Eskom.**



Multiple Account Payments

- If one payment is made in respect of multiple accounts, please immediately provide Eskom with a breakdown of the payment and the details of which accounts the payment needs to be allocated to, to prevent interest accruing or disconnections.
- **Fee-free payments made by cash/credit/debit card are limited to R3 500 per account, per month. Payments made over this limit will attract full card commission charges, which will be debited to your account.**
- **Please ensure that you always use your Eskom electricity account number as a reference when making payments to Eskom.**

PLEASE
NOTE!

TAX INVOICE DELIVERY OPTIONS



- Tax Invoices will be emailed directly to your email address in a secure 128-bit encrypted format.
- The electronic Tax Invoice complies with SARS regulations.
- To make use of this facility, please call 086 003 7566 stating your account number and required email address.
- Check out ALFRED on WhatsApp – Save 086 003 7566 on your smartphone and follow the options provided.
- Use the USSD self-service by dialling *120*37566# for the menu of services provided.

IMPORTANT ACCOUNT INFORMATION

Conditions

- Electricity and related services are supplied, and electricity consumed, in terms of Eskom's standard terms and conditions as amended from time to time.

Auto Increase in Debit Order Limit

- As a service, Debit Order limits will automatically be increased by the average rate increase as announced by Eskom.

Electricity Supply (All Customer Segments)

- In effecting payment pursuant to this invoice, I specifically agree that Eskom's Standard Prices (as amended and approved by the NERSA) and its standard terms and conditions shall apply. Copies of the said documents are available on request from Eskom's Contact Centre. Please call 086 003 7566. Any objection to the above must be lodged with Eskom within 14 days of receipt of this invoice, and the outcome thereof may result in Eskom terminating the supply.

VAT Registration Number

- While we endeavour to ensure the information supplied is updated, Eskom Holdings Ltd accepts no responsibility for any incorrect VAT registration number of a customer appearing on the invoice. Please contact Eskom and provide a VAT registration certificate to allow us to update information.

Payment of Tax Invoices

- 'Due Date' means the date on which the CUSTOMER is required to pay an electricity account as provided for in the electricity supply agreement.
- Should payment not be reflected in Eskom's bank account by the Due Date, the amount outstanding shall bear interest, compounded monthly from the first day following the Bill Date to date of payment, and Eskom may disconnect the supply to the CUSTOMER after having given the CUSTOMER 14 (fourteen) days' notice.
- Accounts rendered based on estimated readings will automatically be adjusted when the next actual meter reading is used.
- Payments may not be deferred.
- If going away, please pay in advance to cover any accounts which may become due in your absence.
- If there is a delay in the receipt of your account, please pay an average amount based on your last account and advise Eskom accordingly.

Late Payments, No Payments and Disconnection

- Interest is payable on overdue accounts.
- Eskom is entitled to disconnect supply for non-payment.
- In the event of a disconnection and in addition to the repayment of all outstanding amounts due, a disconnection/visit fee and additional deposit will become payable.
- Meter tampering is a criminal offence, punishable by law. Lost revenue, as well as any charges associated with damage to Eskom property, will be for your account.
- Your agreement may not be taken over by a third party. You are legally liable for all charges reflected on this bill.

Accounts Handed Over for Collection

- Eskom has contracted National Debt Collectors for accounts handed over.
- All payments for accounts handed over are still payable to Eskom.
- Should the customer pay the debt collector directly and not into Eskom's account, then Eskom will not be held liable.

**PLEASE PROVIDE YOUR ELECTRICITY ACCOUNT NUMBER IN ALL CORRESPONDENCE WITH ESKOM.
PLEASE ADVISE ESKOM IF ANY OF YOUR DETAILS ARE INCORRECTLY REFLECTED ON THIS TAX INVOICE.**

Check out ALFRED on WhatsApp, save 08600 37566 on your smartphone and follow the options provided.

Use the USSD self-service by dialling *120*37566# for the menu of services provided.

[Please click here to contact us](#) or go to ...

www.eskom.co.za, then select **Customer Services**, then **Customer Relations** and then **Contact Customer Services**.



Statement Enquiry

Date: 15/04/2026 Time: 9:10:45 AM

Account description: *BEAUFORT WEST MUNICIPALITY
Account number: 1074280318
Statement: 30642

Date	Transactions	Debit	Credit	Balance	VAT # ENC *
13/03/2026	OORGEBRING			8,402,109.11	
13/03/2026	ESKOM ESKOM 5575899099	-608,202.70		7,793,906.41	
13/03/2026	NEDLNK DPRUSTD 00190137 2888		16,150.82	7,810,057.23	
13/03/2026	NEDLNK DPNIEUV 00190139 1571		3,861.00	7,813,918.23	
13/03/2026	NEDLNK DPHILLS 00190138 1970		998.00	7,814,916.23	
13/03/2026	NEDLNK DPKWAMA 00190152 2641		700.07	7,815,616.30	
13/03/2026	OORGEDRA			7,815,616.30	

Notice

Whilst every effort has been made to ensure that the information on this statement is accurate, Nedbank Limited takes no responsibility for any loss or damage suffered by any person as a result of their reliance upon the information contained in this statement and the contents should be verified against the final statement to be provided by Nedbank to the client.

- VAT is applicable for this transaction

* - Uncleared Effect (ENC) is applicable for this transaction

Profile name:BEAUFORT WEST MUNICIPALITY
Profile number:4000294773

User name:RANDLE ELAND
User ID:11

Private Bag 582
Beaufort West
Beaufort West - 6970

Tel: 023 414 8100
Fax: 023 414 8105
Email: treasury@beaufortwestmun.co.za
Website: www.beaufortwestmun.co.za
Municipality VAT No: 4000848388



Payment Instruction Detail

Status - Awaiting Payment Approval

Payment Instruction Number	Payment Instruction Date	Payment Id	Payment Doc Number	Transaction Type	Cashbook	Payment Due Date	Total Payment Amount	Outstanding Payment Amount
PI03/24/00043023/2025-2026	24/03/2026	43023	15/25348	Exp - Direct Payment EFT	Nedbank 2026	24/03/2026	R 65 868.64	R 65 868.64

VENDOR DETAILS

Vendor Name	Vendor Number	Bank	Account Number	Branch Code	Account Type	Payment Reference
ESKOM-7044326000	SCM/2207	ABSA BANK LIMITED	340167430	632005	Cheque/Current Account	ESKOM-7044326000

INVOICE DETAILS

Invoice Number	Vendor/Creditor Invoice Number	Vendor Invoice Date	Goods/Service Description	Invoice Amount (excl. VAT)	VAT	Invoice Amount (Incl. VAT)	Reason for Late Payment
INV704221582413	INV704221582413	23/02/2026	Payables And Accruals	R 588.92	R 0.00	R 588.92	
SP123/2/00023832/2025-2026	INV704221582413	22/02/2026	Electricity Programme_Electricity Administration Project / ESKOM / elektries/7044326000	R 56 764.97	R 8 514.75	R 65 279.72	

Private Bag 582
Beaufort West
Beaufort West - 6970

Tel: 023 414 8100
Fax: 023 414 8105
Email: treasury@beaufortwestmun.co.za
Website: www.beaufortwestmun.co.za
Municipality VAT No:- 4000846388

Sundry Invoice Detail

Invoice Number SPI23/2/00023832/2025-2026 **Vendor Name** ESKOM-7044326000
Invoice Date 22/02/2026 **Vendor Number** SCM/2207
Company Type

Vendor Invoice Number	Project Name	Project Item	Plan Item ID	Purchase Item	Quantity	Unit Price	Invoice Amount (Excl. VAT)	VAT	Invoice Amount (Incl. VAT)
INV704221582413	8030 - Electricity Programme_Electricity Administration Project	ESKOM IE00200100100000000000000000000000000000000000	168312	elektries/7044326000	1.0000	R 56 764.97	R 56 764.97	R 8 514.75	R 65 279.72
Total Amount							R 56 764.97	R 8 514.75	R 65 279.72

Kente
R 588.92
31-60 days arrears?
24/03/2026

due: 24/03/26




**MUNISIPALITEIT / MUNICIPALITY
BEAUFORT-WES/BEAUFORT WEST/BHOBHOFOLO**
Kantoor van die Munisipale Bestuurder / Office of the Municipal Manager

MAGTIGING VIR BETALING (TOT R200 000.00)

Hiermee verleen ek **LUZUKO NQOTOLA** Direkteur Infrastruktuur,
goedkeuring vir die betaling van R

aan:



GOEDKEUR
NIE GOEDGEKEUR

L. NQOTOLA

DIREKTEUR: INFRASTRUKTUUR

AUTHORISATION FOR PAYMENT (UP TO R200 000.00)

I, **LUZUKO NQOTOLA** Director Infrastructure,

hereby approve the payment of R. 130 712.57

to Eskom NT Tawn Nelspoort

7044326000

APPROVED	<input checked="" type="checkbox"/>
DISAPPROVED	<input type="checkbox"/>

L. NQOTOLA

DIRECTOR: INFRASTRUCTURE



WESTERN REGION
PO BOX 377 Bellville 7535



ESKOM HOLDINGS SOC LTD REG NO 2002/015527/30
VAT REG NO 4740101508

CONTACT CENTRE: (0860) 037566Shareca
FAX NO: 0862 437 566
E-MAIL: NorthernCape@eskom.co.za
WEB: WWW.ESKOM.CO.ZA

BEAUFORT WEST LOCAL MUNICIPALITY
PRIVATE BAG X582
BEAUFORT WEST
6970

YOUR ACCOUNT NO	7044326000
SECURITY HELD	41000.00
BILLING DATE	2026-02-22
TAX INVOICE NO	704221582413
ACCOUNT MONTH	FEBRUARY 2026
CURRENT DUE DATE	2026-03-24
VAT REG NO	4000846388

CUSTOMER SELF SERVICE WEBSITE
<https://csorilne.co.za>

WESTERN REGION
PO BOX 377 Bellville 7535

DIRECT DEPOSIT DETAIL	
BANK:	ABSA
BRANCH CODE:	334110
BANK ACC NO:	340167430

TAX INVOICE

E-MAIL: eskomaccounts@beaufortwestnmun.co.za

ACCOUNT NO / REFERENCE NO

7044326000
NAME
BEAUFORT WEST LOCAL
FAX NUMBER
7100 10 0010

ACCOUNT TRANSACTION SUMMARY

ADMINISTRATION CHARGE	R	390.29
TRANSMISSION NETWORK CAPACITY	R	1,669.50
DIST. NETWORK CAPACITY CHARGE	R	6,052.50
NETWORK DEMAND CHARGE	R	2,728.81
ANCILLARY SERVICE (ALL)	R	89.22
GENERATOR CAPACITY CHARGE	R	499.50
LEGACY CHARGE (ALL)	R	5,068.35
ENERGY CHARGE (STD)	8,958.00	R 14,916.88
ENERGY CHARGE (PEAK)	3,950.00	R 11,699.90
ENERGY CHARGE (OFF)	8,854.00	R 10,533.60
SERVICE CHARGE	R	2,023.99
ELECTRIFICATION AND RURAL SUBS (ALL)	R	1,082.45
TOTAL CHARGES FOR BILLING PERIOD	R	56,764.97

ACCOUNT SUMMARY FOR FEBRUARY 2026

BALANCE BROUGHT FORWARD	(Due Date 2026-02-21)	R	64,843.93
TOTAL CHARGES FOR BILLING PERIOD		R	56,764.97
ADJUSTMENT	Interest on overdue account	R	588.92
VAT RAISED ON ITEMS AT 15%		R	8,514.75

Munisipaliteit / Municipality
Plaaslike Der
24 MAR
Paid Expenditure
BEAUFORT WEST

MUNISIPALITEIT • MUNICIPALITY
DEPARTEMENT ELEKTRIES
23 FEB 2026
DEPARTMENT ELECTRICTY
BEAUFORT - WES(T)

27215700170443260002



9207 2704 4326 0005



TOTAL AMOUNT DUE

130,712.57

CURRENT			
65,868.64	TOTAL DUE	R	130,712.57
ARREARS			
>90 DAYS	61-90 DAYS	31-60 DAYS	16-30 DAYS
0.00	0.05	64,843.88	0.00


Total outstanding debt must be settled immediately, subject to disconnection without further notice

PAYMENT ARRANGEMENT

INSTALMENT	
ARREARS	(Due Immediately) 0.00
DUE DATE	(For Current Amount) 64,843.93
AMOUNT PAID	2026-03-24

LATE PAYMENT CHARGES WILL BE
ADDED TO OVERDUE ACCOUNT

RAND



MONTH

Munisipaliteit / Municipality
Plaaslike Der Departement
24 MAR 2026
Paid Expenditure
BEAUFORT WEST

PAGE RUN NO	EE 83
BILL GROUP	
BILL PAGE	1 OF 2



Proof of payment

Date: 25/03/2026 Time: 3:37:54 PM

Profile name:	BEAUFORT WEST MUNICIPALITY
Batch reference number:	241182324
Payment reference number:	000000005724973699
Payment date:	24/03/2026
Payment capture date:	24/03/2026
Payment authorise date and time:	24/03/2026 02:36:20 PM
From account name:	*BEAUFORT WEST MUNICIPALITY
From account description:	*BEAUFORT WEST MUNICIPALITY
From account statement description:	15/25348*ESKOM-70443
Beneficiary account number:	340167430
Beneficiary/ Recipient name:	ESKOM-7044326000
Beneficiary statement description:	7044326000
Branch code:	632005
Amount:	65,868.64
Real-time:	No

Additional comments by payer:

View your account to **confirm that you have received this payment.**

All payments are subject to clearing rules.

Please refer to landing page for cut off times and telephone numbers.

Profile name:BEAUFORT WEST MUNICIPALITY
Profile number:4000294773

User name:BERTHYL RUTH SIYAYA
User ID:9

Small Business Services: 0860 116 400
Business Banking: 0860 111 055

Private Bag 582
Beaufort West
Beaufort West - 6970

Tel: 023 414 8100
Fax: 023 414 8105
Email: treasury@beaufortwestmun.co.za
Website: www.beaufortwestmun.co.za
Municipality VAT No: 4000846388



Payment Instruction Detail

Status - Awaiting Payment Approval									
Payment Instruction Number	Payment Instruction Date	Payment Id	Payment Doc Number	Payment Type	Transaction Type	Cashbook	Payment Due Date	Total Payment Amount	Outstanding Payment Amount
PI03/24/00043022/2025-2026	24/03/2026	43022	15/25347	Normal	Exp - Direct Payment EFT	Nedbank 2026	24/03/2026	R 37 602.68	R 37 602.68

VENDOR DETAILS

Vendor Name	Vendor Number	Bank	Account Number	Branch Code	Account Type	Payment Reference
ESKOM-524579356	SCM/2205	ABSA BANK LIMITED	340167430	632005	Cheque/Current Account	ESKOM-5395201346

INVOICE DETAILS

Invoice Number	Vendor/Creditor Invoice Number	Vendor Invoice Date	Goods/Service Description	Invoice Amount (excl. VAT)	VAT	Invoice Amount (Incl. VAT)	Reason for Late Payment
INV524889562821	INV524889562821	23/02/2026	Payables And Accruals	R 336.91	R 0.00	R 336.91	
SPT23/2/00023831/2025-2026	INV524889562821	22/02/2026	Electricity Programme_Electricity Administration Project / ESKOM / elektrics/5245794356	R 32 405.02	R 4 860.75	R 37 265.77	

due: 24/03/26




**MUNISIPALITEIT / MUNICIPALITY
BEAUFORT-WES/BEAUFORT WEST/BHOBHOFOLO**

Kantoor van die Munisipale Bestuurder / Office of the Municipal Manager

MAGTIGING VIR BETALING (TOT R200 000.00)

Hiermee verleen ek **LUZUKO NQOTOLA** Direkteur Infrastruktuur
goedkeuring vir die betaling van R

aan:



GOEDKEUR	<input checked="" type="checkbox"/>
NIE GOEDGEKEUR	<input type="checkbox"/>

L. NQOTOLA

DIREKTEUR: INFRASTRUKTUUR

AUTHORISATION FOR PAYMENT (UP TO R200 000.00)

I, **LUZUKO NQOTOLA** Director Infrastructure,

hereby approve the payment of R. 74 698 = 44

to Eskom # 5245794356

ST Town, Nelspoort

APPROVED	<input checked="" type="checkbox"/>
DISAPPROVED	<input type="checkbox"/>

L. NQOTOLA

DIRECTOR: INFRASTRUCTURE



WESTERN REGION
PO BOX 377 Bellville 7535



ESKOM HOLDINGS SOC LTD REG NO 2002/015527/30
VAT REG NO 4740101508

CONTACT CENTRE: (0860) 037566Shareca
FAX NO: 0862 437 566
E-MAIL: NorthernCape@eskom.co.za
WEB: WWW.ESKOM.CO.ZA

CUSTOMER SELF SERVICE WEBSITE
<https://csonline.co.za>

BEAUFORT WEST LOCAL MUNICIPALITY
PRIVATE BAG X582
BEAUFORT WEST
6970

YOUR ACCOUNT NO	5245794356
SECURITY HELD	34700.01
BILLING DATE	2026-02-22
TAX INVOICE NO	524889562821
ACCOUNT MONTH	FEBRUARY 2026
CURRENT DUE DATE	2026-03-24
VAT REG NO	4000846388

WESTERN REGION
PO BOX 377 Bellville 7535

DIRECT DEPOSIT DETAIL	
BANK:	ABSA
BRANCH CODE:	334110
BANK ACC NO:	340167430

TAX INVOICE

E-MAIL: eskomaccounts@beaufortwestmun.co.za

ACCOUNT TRANSACTION SUMMARY	
ADMINISTRATION CHARGE	R 390.29
TRANSMISSION NETWORK CAPACITY	R 2,226.00
DIST. NETWORK CAPACITY CHARGE	R 8,070.00
NETWORK DEMAND CHARGE	R 1,334.91
ANCILLARY SERVICE (ALL)	R 37.22
GENERATOR CAPACITY CHARGE	R 666.00
LEGACY CHARGE (ALL)	R 2,114.08
ENERGY CHARGE (STD) 3,658.00	R 6,091.30
ENERGY CHARGE (PEAK) 1,438.00	R 4,259.36
ENERGY CHARGE (OFF) 3,981.00	R 4,736.20
SERVICE CHARGE	R 2,023.99
ELECTRIFICATION AND RURAL SUBS (ALL)	R 455.67
TOTAL CHARGES FOR BILLING PERIOD	R 32,405.02
ACCOUNT SUMMARY FOR FEBRUARY 2026	
BALANCE BROUGHT FORWARD (Due Date 2026-02-21)	R 37,095.78
TOTAL CHARGES FOR BILLING PERIOD	R 32,405.02
ADJUSTMENT Interest on overdue account	R 336.91
VAT RAISED ON ITEMS AT 15%	R 4,860.75
CURRENT	37,602.68
TOTAL DUE	R 74,698.44
ARREARS	
>90 DAYS	0.00
61-90 DAYS	0.03
31-60 DAYS	37,095.73
16-30 DAYS	0.00
Total outstanding debt must be settled immediately, subject to disconnection without further notice	

ACCOUNT NO / REFERENCE NO	5245794356
NAME	BEAUFORT WEST LOCAL
FAX NUMBER	
UNIPAY 7100 10 0010	

MUNISIPALITEIT • MUNICIPALITY
DEPARTEMENT ELEKTRIES
23 FEB 2026
DEPARTMENT ELECTRICITY
BEAUFORT - WES(T)

Munisipaliteit / Municipality
Plaaslike Departement
24 MAR 2026
Paid Expenditure

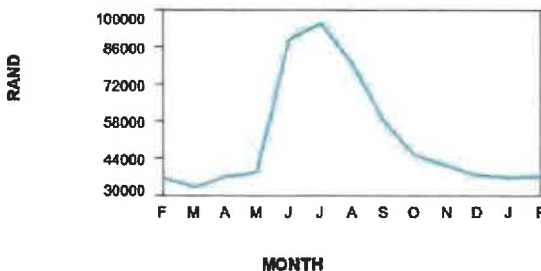
27215700152457943566

>>>>>> 9207 2624 5794 3569

PayIT

easypay

TOTAL AMOUNT DUE
74,698.44



PAYMENT ARRANGEMENT	
INSTALLMENT	0.00
ARREARS (Due Immediately)	37,095.76
DUE DATE (For Current Amount)	2026-03-24
AMOUNT PAID	
LATE PAYMENT CHARGES WILL BE ADDED TO OVERDUE ACCOUNT	

PAGE RUN NO	EE 3
BILL GROUP	
BILL PAGE	1 OF 2

Date: 25/03/2026 Time: 3:37:54 PM

Profile name:	BEAUFORT WEST MUNICIPALITY
Batch reference number:	241182324
Payment reference number:	000000005724973698
Payment date:	24/03/2026
Payment capture date:	24/03/2026
Payment authorise date and time:	24/03/2026 02:36:20 PM
From account name:	*BEAUFORT WEST MUNICIPALITY
From account description:	*BEAUFORT WEST MUNICIPALITY
From account statement description:	15/25347*ESKOM-53952
Beneficiary account number:	340167430
Beneficiary/ Recipient name:	ESKOM-524579356
Beneficiary statement description:	5245794356
Branch code:	632005
Amount:	37,602.68
Real-time:	No

Additional comments by payer:

View your account to **confirm that you have received this payment.**


All payments are subject to clearing rules.

Please refer to landing page for cut off times and telephone numbers.

Profile name:BEAUFORT WEST MUNICIPALITY
 Profile number:4000294773

User name:BERTHYL RUTH SIYAYA
 User ID:9

Small Business Services: 0860 116 400
 Business Banking: 0860 111 055



Private Bag 582
Beaufort West
Beaufort West - 6870

Tel: 023 414 8100
Fax: 023 414 8105
Email: treasury@beaufortwestmun.co.za
Website: www.beaufortwestmun.co.za
Municipality VAT No:- 4000846388

Payment Instruction Detail

Status - Awaiting Payment Approval									
Payment Instruction Number	Payment Instruction Date	Payment Id	Payment Doc Number	Payment Type	Transaction Type	Cashbook	Payment Due Date	Total Payment Amount	Outstanding Payment Amount
PI03/24/00043021/2025-2026	24/03/2026	43021	15/25346	Normal	Exp - Direct Payment EFT	Nedbank 2026	24/03/2026	R 46 936.19	R 46 936.19

VENDOR DETAILS

Vendor Name	Vendor Number	Bank	Account Number	Branch Code	Account Type	Payment Reference
ESKOM-9646799000	SCM/2209	ABSA BANK LIMITED	340167430	632005	Cheque/Current Account	ESKOM-9646799000

INVOICE DETAILS

Invoice Number	Vendor/Creditor Invoice Number	Vendor Invoice Date	Goods/Service Description	Invoice Amount (excl. VAT)	VAT	Invoice Amount (Incl. VAT)	Reason for Late Payment
INV964237352916	INV964237352916	23/02/2026	Payables And Accruals	R 415.55	R 0.00	R 415.55	
SP123/2/00023830/2025-2026	INV964237352916	22/02/2026	Electricity Programme_Electricity Administration Project / ESKOM / elektrics/9646799000	R 40 452.73	R 6 067.91	R 46 520.64	

Find | Next

Private Bag 582
Beaufort West
Beaufort West - 6970

Tel: 023 414 8100
Fax: 023 414 8105
Email: treasury@beaufortwestmun.co.za
Website: www.beaufortwestmun.co.za
Municipality VAT No:- 4000846388

Sundry Invoice Detail

Invoice Number SPI23/2/00023830/2025-2026 **Vendor Name** ESKOM-9646799000
Invoice Date 22/02/2026 **Vendor Number** SCM/2209
Company Type

Vendor Invoice Number	Project Name	Project Item	Plan Item ID	Purchase Item	Quantity	Unit Price	Invoice Amount (Excl. VAT)	VAT	Invoice Amount (Incl. VAT)
INV964237352916	8030 - Electricity Programme_Electricity Administration Project	ESKOM IE002001001000000000000000000000000000	168312	elektries/9646799000	1.0000	R 40 452.73	R 40 452.73	R 6 067.91	R 46 520.64
			Total Amount				R 40 452.73	R 6 067.91	R 46 520.64

Route R415,55

due: 24/03/26



**MUNISIPALITEIT / MUNICIPALITY
BEAUFORT-WES/BEAUFORT WEST/BHOBHOFOLO**
Kantoor van die Munisipale Bestuurder / Office of the Municipal Manager


MAGTIGING VIR BETALING (TOT R200 000.00)

Hiermee verleen ek **LUZUKO NQOTOLA** Direkteur Infrastruktuur
goedkeuring vir die betaling van R

aan:

GOEDKEUR	<input checked="" type="checkbox"/>
NIE GOEDGEKEUR	<input type="checkbox"/>

L. NQOTOLA
DIREKTEUR: INFRASTRUKTUUR



AUTHORISATION FOR PAYMENT (UP TO R200 000.00)

I, **LUZUKO NQOTOLA** Director Infrastructure,

hereby approve the payment of R 92.690-48
to Eskom: #9646799000 Erf 79

L. NQOTOLA
DIRECTOR: INFRASTRUCTURE

APPROVED	<input checked="" type="checkbox"/>
DISAPPROVED	<input type="checkbox"/>



Proof of payment

Date: 25/03/2026 Time: 3:37:54 PM

Profile name:	BEAUFORT WEST MUNICIPALITY
Batch reference number:	241182324
Payment reference number:	000000005724973697
Payment date:	24/03/2026
Payment capture date:	24/03/2026
Payment authorise date and time:	24/03/2026 02:36:20 PM
From account name:	*BEAUFORT WEST MUNICIPALITY
From account description:	*BEAUFORT WEST MUNICIPALITY
From account statement description:	15/25346*ESKOM-96467
Beneficiary account number:	340167430
Beneficiary/ Recipient name:	ESKOM-9646799000
Beneficiary statement description:	9646799000
Branch code:	632005
Amount:	46,936.19
Real-time:	No

Additional comments by payer:

View your account to **confirm that you have received this payment.**

All payments are subject to clearing rules.

Please refer to landing page for cut off times and telephone numbers.


Profile name:BEAUFORT WEST MUNICIPALITY
Profile number:4000294773

User name:BERTHYL RUTH SIYAYA
User ID:9

Small Business Services: 0860 116 400
Business Banking: 0860 111 055

Private Bag 582
Beaufort West
Beaufort West - 6970

Tel: 023 414 8100
Fax: 023 414 8105
Email: treasury@beaufortwestmun.co.za
Website: www.beaufortwestmun.co.za
Municipality VAT No.: 4000646388



Payment Instruction Detail

Status - Awaiting Payment Approval

PAYMENT DETAILS	Payment Instruction Number	Payment Instruction Date	Payment Id	Doc Number	Payment Type	Transaction Type	Cashbook	Payment Due Date	Total Payment Amount	Outstanding Payment Amount
	PI03/24/00043020/2025-2026	24/03/2026	43020	15/25345	Normal	Exp - Direct Payment EFT	Medbank 2026	01/04/2026	R 42 060.55	R 42 060.55

VENDOR DETAILS

Vendor Name	Vendor Number	Bank	Account Number	Branch Code	Account Type	Payment Reference
ESKOM-6130350734	SCM/2206	ABSA BANK LIMITED	340167430	632005	Cheque/Current Account	ESKOM-6130350734

INVOICE DETAILS

Invoice Number	Vendor/Creditor Invoice Number	Vendor Invoice Date	Goods/Service Description	Invoice Amount (excl. VAT)	VAT	Invoice Amount (Incl. VAT)	Reason for Late Payment
SP14/3/00024074/2025-2026	INV613404093795	02/03/2026	Electricity Programme_Electricity Administration Project / ESKOM / elektrics/6130350734	R 36 574.39	R 5 486.16	R 42 060.55	

Private Bag 582
Beaufort West
Beaufort West - 6870



Tel: 023 414 8100
Fax: 023 414 8105
Email: treasury@beaufortwestmun.co.za
Website: www.beaufortwestmun.co.za
Municipality VAT No: - 4000846388

Sundry Invoice Detail

Invoice Number SPI4/3/00024074/2025-2026
Invoice Date 02/03/2026
Vendor Name ESKOM-6130350734
Vendor Number SCM/2206
Company Type

Vendor Invoice Number	Project Name	Project Item	Plan Item ID	Purchase Item	Quantity	Unit Price	Invoice Amount (Excl. VAT)	VAT	Invoice Amount (Incl. VAT)
INV613404093795	8030 - Electricity Programme Electricity Administration Project	ESKOM IE0020010010000000000000000000000000000000	168312	elektries/6130350734	1.0000	R 36 574.39	R 36 574.39	R 5 486.16	R 42 060.55
Total Amount							R 36 574.39	R 5 486.16	R 42 060.55

Print Date: 04/03/2026 04:04 PM

User: Deslerie Melant

Page 1 of 1

01/04/2026

due: 1.04.2026



**MUNISIPALITEIT / MUNICIPALITY
BEAUFORT-WES/BEAUFORT WEST/BHOBHOFOLO**
Kantoor van die Munisipale Bestuurder / Office of the Municipal Manager

MAGTIGING VIR BETALING (TOT R200 000.00)

Hiermee verleen ek **LUZUKO NQOTOLA** Direkteur Infrastruktuur,
goedkeuring vir die betaling van R
aan:

GOEDKEUR	<input checked="" type="checkbox"/>
NIE GOEDGEKEUR	<input type="checkbox"/>

L. NQOTOLA
DIREKTEUR: INFRASTRUKTUUR

AUTHORISATION FOR PAYMENT (UP TO R200 000.00)

I, **LUZUKO NQOTOLA** Director Infrastructure,
hereby approve the payment of R 42 060=57
to Eskom # 6120350734 Erf 2

L. NQOTOLA
DIRECTOR: INFRASTRUCTURE

APPROVED	<input checked="" type="checkbox"/>
DISAPPROVED	<input type="checkbox"/>

Date: 25/03/2026 Time: 3:37:54 PM

Profile name:	BEAUFORT WEST MUNICIPALITY
Batch reference number:	241182324
Payment reference number:	00000005724973696
Payment date:	24/03/2026
Payment capture date:	24/03/2026
Payment authorise date and time:	24/03/2026 02:36:20 PM
From account name:	*BEAUFORT WEST MUNICIPALITY
From account description:	*BEAUFORT WEST MUNICIPALITY
From account statement description:	15/25345*ESKOM-61303
Beneficiary account number:	340167430
Beneficiary/ Recipient name:	ESKOM-6130350734
Beneficiary statement description:	6130350734
Branch code:	632005
Amount:	42,060.55
Real-time:	No

Additional comments by payer:

View your account to confirm that you have received this payment.

- All payments are subject to clearing rules.

Please refer to landing page for cut off times and telephone numbers.



Private Bag 582
Beaufort West
Beaufort West - 6870

Tel: 023 414 8100
Fax: 023 414 8105
Email: treasury@beaufortwestmun.co.za
Website: www.beaufortwestmun.co.za
Municipality VAT No: - 4000846388

Payment Instruction Detail

Status - Awaiting Payment Approval

Payment Instruction Number	Payment Instruction Data	Payment Id	Payment Doc Number	Payment Type	Transaction Type	Cashbook	Payment Due Date	Total Payment Amount	Outstanding Payment Amount
PI03/24/00043029/2025-2026	24/03/2026	43029	15/25354	Normal	Exp - Direct Payment EFT	Nedbank 2026	05/04/2026	R 13 996.85	R 13 996.85

VENDOR DETAILS

Vendor Name	Vendor Number	Bank	Account Number	Branch Code	Account Type	Payment Reference
ESKOM-8349427960	SCH/2208	ABSA BANK LIMITED	340167430	632005	Cheque/Current Account	ESKOM-8349427960

INVOICE DETAILS

Invoice Number	Vendor/Creditor Invoice Number	Vendor Invoice Data	Goods/Service Description	Invoice Amount (excl. VAT)	VAT	Invoice Amount (Incl. VAT)	Reason for Late Payment
SP11/3/00024117/2025-2026	INV834313723915	06/03/2026	Electricity Programme Electricity Administration Project / ESKOM / elektrfes/8349427960	R 12 171.17	R 1 825.66	R 13 996.85	

due: 31.03.26



MUNISIPALITEIT / MUNICIPALITY
BEAUFORT-WES/BEAUFORT WEST/BHOBHOFOLO
Kantoor van die Munisipale Bestuurder / Office of the Municipal Manager

MAGTIGING VIR BETALING (TOT R30 000.00)

Hiermee verleen ek D. le Roux Superintendent:
Elektrotegniese Dienste,

goedkeuring vir die betaling van R. 13 996.85

aan Nelspoot # 8349427960

GOEDKEUR	<input checked="" type="checkbox"/>
NIE GOEDGEKEUR	<input type="checkbox"/>

D. LE ROUX

SUPERINTENDENT: ELEKTROTEGNIесе DIENSTE

AUTHORISATION FOR PAYMENT (UP TO R30 000)

I Superintendent:
Electro Technical Services,

hereby approve the payment of R.....

to

APPROVED	<input type="checkbox"/>
DISAPPROVED	<input type="checkbox"/>

D. LE ROUX

SUPERINTENDENT: ELECTRO TECHNICAL SERVICES



WESTERN REGION
PO BOX 377 Bellville 7535

CONTACT CENTRE: (0860) 037566Shareca
FAX NO: 0862 437 566
E-MAIL: NorthernCape@eskom.co.za
WEB: WWW.ESKOM.CO.ZA

BEAUFORT WEST MUNICIPALITY
PO BOX 582
BEAUFORT WEST
6970

YOUR ACCOUNT NO	
SECURITY HELD	18952.66
BILLING DATE	2026-03-06
TAX INVOICE NO	834313723915
ACCOUNT MONTH	MARCH 2026
CURRENT DUE DATE	2026-03-31
VAT REG NO	4000846388

TAX INVOICE NO. 834025351645 DATED 2026-03-06 FOR PREMISE 0535806907

CANCELLATIONS

Energy Charge 1,420 kWh @ R2.2979 /kWh

R -3,263.02
R -3,263.02

TAX INVOICE NO. 834034985062 DATED 2026-03-06 FOR PREMISE 0535806907

CANCELLATIONS

Service and Administration Charge @ R18.81 per day for 29 d

R -545.49
R -545.49

TAX INVOICE NO. 834034985062 DATED 2026-03-06 FOR PREMISE 0535806907

CANCELLATIONS

Network Capacity Charge @ R138.21 per day for 29 days

R -4,008.09
R -4,008.09

TAX INVOICE NO. 834034985062 DATED 2026-03-06 FOR PREMISE 0535806907

CANCELLATIONS

Generation Capacity Charge @ R8.46 per day for 29 days

R -245.34
R -245.34

TAX INVOICE NO. 834034985062 DATED 2026-03-06 FOR PREMISE 0535806907

CANCELLATIONS

Network Demand Charge 1,174 kWh @ R0.436 /kWh

R -511.86
R -511.86

TAX INVOICE NO. 834034985062 DATED 2026-03-06 FOR PREMISE 0535806907

CANCELLATIONS

Ancillary service charge 1,174 kWh @ R0.0041 /kWh

R -4.81
R -4.81

TAX INVOICE NO. 834034985062 DATED 2026-03-06 FOR PREMISE 0535806907

CANCELLATIONS

Energy Charge 1,174 kWh @ R2.2979 /kWh

R -2,697.73
R -2,697.73

TAX INVOICE NO. 834050330421 DATED 2026-03-06 FOR PREMISE 0535806907

CANCELLATIONS

Service and Administration Charge @ R18.81 per day for 33 d

R -620.73
R -620.73

TAX INVOICE NO. 834050330421 DATED 2026-03-06 FOR PREMISE 0535806907

CANCELLATIONS

Network Capacity Charge @ R138.21 per day for 33 days

R -4,560.93
R -4,560.93

TAX INVOICE NO. 834050330421 DATED 2026-03-06 FOR PREMISE 0535806907

CANCELLATIONS

Generation Capacity Charge @ R8.46 per day for 33 days

R -279.18
R -279.18

TAX INVOICE NO. 834050330421 DATED 2026-03-06 FOR PREMISE 0535806907

PAGE RUN NO	EE 1095
BILL GROUP	
BILL PAGE	3 OF 8



WESTERN REGION
PO BOX 377 Bellville 7535

CONTACT CENTRE: (0860) 037566Shareca
FAX NO: 0862 437 566
E-MAIL: NorthernCape@eskom.co.za
WEB: WWW.ESKOM.CO.ZA

BEAUFORT WEST MUNICIPALITY
PO BOX 582
BEAUFORT WEST
6970

YOUR ACCOUNT NO	
SECURITY HELD	18952.66
BILLING DATE	2026-03-06
TAX INVOICE NO	834313723915
ACCOUNT MONTH	MARCH 2026
CURRENT DUE DATE	2026-03-31
VAT REG NO	4000846388

TAX INVOICE NO. 834314952269 DATED 2026-03-06 FOR PREMISE 0535806907

CANCELLATIONS

Network Demand Charge 1,425 kWh @ R0.436 /kWh

R -621.30
R -621.30

TAX INVOICE NO. 834314952269 DATED 2026-03-06 FOR PREMISE 0535806907

CANCELLATIONS

Ancillary service charge 1,425 kWh @ R0.0041 /kWh

R -5.84
R -5.84

TAX INVOICE NO. 834314952269 DATED 2026-03-06 FOR PREMISE 0535806907

CANCELLATIONS

Energy Charge 1,425 kWh @ R2.2979 /kWh

R -3,274.51
R -3,274.51

TAX INVOICE NO. 834325674500 DATED 2026-03-06 FOR PREMISE 0535806907

CANCELLATIONS

Service and Administration Charge @ R48.54 per day for 27 d

R -1,256.58
R -1,256.58

TAX INVOICE NO. 834325674500 DATED 2026-03-06 FOR PREMISE 0535806907

CANCELLATIONS

Network Capacity Charge @ R139.77 per day for 27 days

R -3,773.79
R -3,773.79

TAX INVOICE NO. 834325674500 DATED 2026-03-06 FOR PREMISE 0535806907

CANCELLATIONS

Network Demand Charge 1,132 kWh @ R0.5325 /kWh

R -602.79
R -602.79

TAX INVOICE NO. 834325674500 DATED 2026-03-06 FOR PREMISE 0535806907

CANCELLATIONS

Ancillary service charge 1,132 kWh @ R0.0082 /kWh

R -9.28
R -9.28

TAX INVOICE NO. 834325674500 DATED 2026-03-06 FOR PREMISE 0535806907

CANCELLATIONS

Energy Charge 1,132 kWh @ R2.1601 /kWh

R -2,445.23
R -2,445.23

TAX INVOICE NO. 834325674500 DATED 2026-03-06 FOR PREMISE 0535806907

CANCELLATIONS

Service and Administration Charge @ R18.81 per day for 2 da

R -37.62
R -37.62

TAX INVOICE NO. 834325674500 DATED 2026-03-06 FOR PREMISE 0535806907

CANCELLATIONS

Network Capacity Charge @ R138.21 per day for 2 days

R -276.42
R -276.42

TAX INVOICE NO. 834325674500 DATED 2026-03-06 FOR PREMISE 0535806907

PAGE RUN NO	EE 1097
BILL GROUP	
BILL PAGE	5 OF 8



WESTERN REGION
PO BOX 377 Bellville 7535

CONTACT CENTRE: (0860) 037566Shareca
FAX NO: 0862 437 566
E-MAIL: NorthernCape@eskom.co.za
WEB: WWW.ESKOM.CO.ZA

BEAUFORT WEST MUNICIPALITY
PO BOX 582
BEAUFORT WEST
6970

YOUR ACCOUNT NO	
SECURITY HELD	18952.66
BILLING DATE	2026-03-06
TAX INVOICE NO	834313723915
ACCOUNT MONTH	MARCH 2026
CURRENT DUE DATE	2026-03-31
VAT REG NO	4000846388

TAX INVOICE NO. 834695246123 DATED 2026-03-06 FOR PREMISE 0535806907

CANCELLATIONS R -4,008.09
Network Capacity Charge @ R138.21 per day for 29 days R -4,008.09

TAX INVOICE NO. 834695246123 DATED 2026-03-06 FOR PREMISE 0535806907

CANCELLATIONS R -245.34
Generation Capacity Charge @ R8.46 per day for 29 days R -245.34

TAX INVOICE NO. 834695246123 DATED 2026-03-06 FOR PREMISE 0535806907

CANCELLATIONS R -518.84
Network Demand Charge 1,190 kWh @ R0.436 /kWh R -518.84

TAX INVOICE NO. 834695246123 DATED 2026-03-06 FOR PREMISE 0535806907

CANCELLATIONS R -4.88
Ancillary service charge 1,190 kWh @ R0.0041 /kWh R -4.88

TAX INVOICE NO. 834695246123 DATED 2026-03-06 FOR PREMISE 0535806907

CANCELLATIONS R -2,734.50
Energy Charge 1,190 kWh @ R2.2979 /kWh R -2,734.50

TAX INVOICE NO. 834762808550 DATED 2026-03-06 FOR PREMISE 0535806907

CANCELLATIONS R -564.30
Service and Administration Charge @ R18.81 per day for 30 d R -564.30

TAX INVOICE NO. 834762808550 DATED 2026-03-06 FOR PREMISE 0535806907

CANCELLATIONS R -4,146.30
Network Capacity Charge @ R138.21 per day for 30 days R -4,146.30

TAX INVOICE NO. 834762808550 DATED 2026-03-06 FOR PREMISE 0535806907

CANCELLATIONS R -253.80
Generation Capacity Charge @ R8.46 per day for 30 days R -253.80

TAX INVOICE NO. 834762808550 DATED 2026-03-06 FOR PREMISE 0535806907

CANCELLATIONS R -531.05
Network Demand Charge 1,218 kWh @ R0.436 /kWh R -531.05

TAX INVOICE NO. 834762808550 DATED 2026-03-06 FOR PREMISE 0535806907

CANCELLATIONS R -4.99
Ancillary service charge 1,218 kWh @ R0.0041 /kWh R -4.99

TAX INVOICE NO. 834762808550 DATED 2026-03-06 FOR PREMISE 0535806907



PAGE RUN NO	EE 1099
BILL GROUP	
BILL PAGE	7 OF 8



Proof of payment

Date: 27/03/2026 Time: 12:11:52 PM

Profile name:	BEAUFORT WEST MUNICIPALITY
Batch reference number:	242496647
Payment reference number:	000000005727312673
Payment date:	25/03/2026
Payment capture date:	25/03/2026
Payment authorise date and time:	25/03/2026 12:32:04 PM
From account name:	*BEAUFORT WEST MUNICIPALITY
From account description:	*BEAUFORT WEST MUNICIPALITY
From account statement description:	15/25354*ESKOM-83494
Beneficiary account number:	340167430
Beneficiary/ Recipient name:	ESKOM-8349427960
Beneficiary statement description:	8349427960
Branch code:	632005
Amount:	13,996.85
Real-time:	No

Additional comments by payer:

View your account to confirm that you have received this payment.

- ... payments are subject to clearing rules.

Please refer to landing page for cut off times and telephone numbers.

Profile name:BEAUFORT WEST MUNICIPALITY
Profile number:4000294773

User name:BERTHYL RUTH SIYAYA
User ID:9

Small Business Services: 0860 116 400
Business Banking: 0860 111 055

12.7. The remedial actions necessary and / or undertaken to improve the municipality's monthly compliance in terms of the Debt relief Conditions.

No	Condition	Remedial actions / Comments
C 6.4	A funded MTREF	<p>The final outcome of the 2025/26 budget assessment from Provincial Treasury indicated that the municipality has a unfunded budget. An adjustment budget was tabled in February, the current indication by PT is the budget remain funded.</p>
C 6.5	Cost Reflective Tariffs	<p>Although the tariff tool indicated that electricity was not fully funded in year one of the 2025/26 MTREF, the outer two years reflected cost-reflective service charges. While this could suggest that a separate high-level strategy may add limited value, the municipality is already implementing substantive corrective measures. An extensive Electricity Cost of Supply (CoS) study is currently underway, funded by Provincial Treasury, together with a structured tariff modelling initiative aimed at aligning tariffs to actual service costs.</p> <p>The modelling outcomes will be revisited and refined during the current MTREF process to further strengthen cost reflectiveness across all years of the budget. In addition, the municipality is progressing with a meter installation programme funded through the Smart Meter Grant (SMG) under the debt-relief initiative, which supports improved and complete billing and revenue enhancement in combination with a reduction in costs. A distribution-loss reduction strategy (already shared) is also in place, with progress being monitored and reported to the Auditor-General.</p> <p>Overall, cost recovery remains a priority, and the municipality continues to monitor, refine, and implement practical measures to ensure sustainable and cost-reflective tariffs going forward.</p>
C 6.6.3	Restricting of water meters	<p>Water restrictions as a form of credit control are currently not being implemented by the municipality due to operational and capacity constraints. The Eskom distribution areas are far from Beaufort West, where the technical unit is based, and the unit has limited personnel to service these towns. In</p>

		<p>addition, these areas experience significant metering challenges, for example, Murraysburg has only 98 functional water meters for approximately 1,100 households, meaning the majority of consumers are unmetered and cannot be restricted.</p> <p>Where meters do exist, the process of travelling from Beaufort West to physically block and later unblock water supply once payment is received is not economically viable and exceeds the municipality's current technical capacity.</p> <p>The municipality is, however, actively addressing this through the installation and roll-out of smart water meters funded by National Treasury under the Smart Meter Grant. Phase 1 of the project is currently focused on Beaufort West, as water demand and shortage risks are significantly more severe there. Beaufort West itself has approximately 4,000 unmetered households with exceptionally high consumption, which necessitated it being prioritised ahead of the Eskom supply areas.</p> <p>The Eskom areas affected include Merweville, Murraysburg (160 km from Beaufort West), and Nelspoort (56 km), with Murraysburg presenting the most significant metering and credit-control challenge.</p>
C 6.7	Maintain a minimum average quarterly collection rate of 95% on property rates and services charges	The collection rate was below 95% due to several credit control challenges. Remedial action is being taken.
C 6.8	Completeness of the Revenue Base	The Beaufort West Municipality implemented a new valuation roll on the 1st of July 2024. Category discrepancies were reduced significantly and are being addressed. The municipality under-bill by R 27,170.20 (immaterial). It was caused by category differences and an error in updating EMS to the latest SV.

Water Debt Relief

**12.8. Water Debt Relief Guideline (Condition 7.3.1.1) – Municipality
Compliance Self-Assessment – March 2026**

12.9. Water Debt Relief Performance across the period of debt relief participation



National Treasury

Water Debt Relief

Water Debt Relief Guideline

Municipal Finance Management Act No. 56 of 2003

Legend	
100%	Complied
60-99%	Moderate Compliance
0-50%	Not Compliant

Monthly Performance Report

Municipal Details		Monthly Performance Report												Scoring and Rating								
		Part A Bulk water current account			Part B Accounting Treatment and mSCOA Reporting			Part C Monitor and report on implementation			Part D FRPs & Implementation in progress											
Month	Code Description	Code	C1	C2	C3	C4	C5	C6	C7	C8	C9	C10	C11	C12	C13	C14	C15	C16	C17	C18	Score	Rating
1. July 2025	Beaufort West	WC053	Yes	Yes	Yes	Yes	N/A	N/A	Yes	Yes	Yes	Yes	Yes	Yes	Yes	N/A	N/A	Yes	Yes	Yes	100%	Complied
2. August 2025	Beaufort West	WC053	Yes	Yes	Yes	Yes	N/A	N/A	Yes	Yes	Yes	Yes	Yes	Yes	Yes	N/A	N/A	Yes	Yes	Yes	100%	Complied
3. September 2025	Beaufort West	WC053	Yes	Yes	Yes	Yes	N/A	N/A	Yes	Yes	Yes	Yes	Yes	Yes	Yes	N/A	N/A	Yes	Yes	Yes	100%	Complied
4. October 2025	Beaufort West	WC053	Yes	Yes	Yes	Yes	N/A	N/A	Yes	Yes	Yes	Yes	Yes	Yes	Yes	N/A	N/A	Yes	Yes	Yes	100%	Complied
5. November 2025	Beaufort West	WC053	Yes	Yes	Yes	Yes	N/A	N/A	Yes	Yes	Yes	Yes	Yes	Yes	Yes	N/A	N/A	Yes	Yes	Yes	100%	Complied
6. December 2025	Beaufort West	WC053	Yes	Yes	Yes	Yes	N/A	N/A	Yes	Yes	Yes	Yes	Yes	Yes	Yes	N/A	N/A	Yes	Yes	Yes	100%	Complied
7. January 2026	Beaufort West	WC053	Yes	Yes	Yes	Yes	N/A	N/A	Yes	Yes	Yes	Yes	Yes	Yes	Yes	N/A	N/A	Yes	Yes	Yes	100%	Complied
8. February 2026	Beaufort West	WC053	Yes	Yes	Yes	Yes	N/A	N/A	Yes	Yes	Yes	Yes	Yes	Yes	Yes	N/A	N/A	Yes	Yes	Yes	100%	Complied
9. March 2026	Beaufort West	WC053	Yes	Yes	Yes	Yes	N/A	N/A	Yes	Yes	Yes	Yes	Yes	Yes	Yes	N/A	N/A	Yes	Yes	Yes	100%	Complied

**12.10. The National / Provincial Treasury Water Debt Relief Compliance
Assessment – February 2026.**



National Treasury

Water Debt Relief
Water Debt Relief Guideline

Municipal Finance Management Act No. 56 of 2003

Legend	
100%	Complied
60-99%	Moderate Compliance
0-59%	Not Compliant

Monthly Performance Report

Municipal Details		Monthly Performance Report																Scoring and Rating					
Month	Code Description	Code	Part A Bulk water current account				Part B Accounting Treatment and mSCOA Reporting				Part C Monitor and report on implementation				Part D FRPs & Implementation progress				Score	Rating			
			C1	C2	C3	C4	C5	C6	C7	C8	C9	C10	C11	C12	C13	C14	C15	C16			C17	C18	
1.July 2025	Beaufort West	WC053	Yes	Yes	Yes	Yes	N/A	N/A	Yes	Yes	Yes	Yes	Yes	Yes	Yes	Yes	Yes	Yes	Yes	Yes	Yes	100%	Complied
2.August 2025	Beaufort West	WC053	Yes	Yes	Yes	Yes	N/A	N/A	Yes	Yes	Yes	Yes	Yes	Yes	Yes	Yes	Yes	Yes	Yes	Yes	Yes	100%	Complied
3.September 2025	Beaufort West	WC053	Yes	Yes	Yes	Yes	N/A	N/A	Yes	Yes	Yes	Yes	Yes	Yes	Yes	Yes	Yes	Yes	Yes	Yes	Yes	100%	Complied
4.October 2025	Beaufort West	WC053	Yes	Yes	Yes	Yes	N/A	N/A	Yes	Yes	Yes	Yes	Yes	Yes	Yes	Yes	Yes	Yes	Yes	Yes	Yes	100%	Complied
5.November 2025	Beaufort West	WC053	Yes	Yes	Yes	Yes	N/A	N/A	Yes	Yes	Yes	Yes	Yes	Yes	Yes	Yes	Yes	Yes	Yes	Yes	Yes	100%	Complied
6.December 2025	Beaufort West	WC053	Yes	Yes	Yes	Yes	N/A	N/A	Yes	Yes	Yes	Yes	Yes	Yes	Yes	Yes	Yes	Yes	Yes	Yes	Yes	100%	Complied
7.January 2026	Beaufort West	WC053	Yes	Yes	Yes	Yes	N/A	N/A	Yes	Yes	Yes	Yes	Yes	Yes	Yes	Yes	Yes	Yes	Yes	Yes	Yes	100%	Complied
8.February 2026	Beaufort West	WC053	Yes	Yes	Yes	Yes	N/A	N/A	Yes	Yes	Yes	Yes	Yes	Yes	Yes	Yes	Yes	Yes	Yes	Yes	Yes	100%	Complied
9.March 2026	Beaufort West	WC053	Yes	Yes	Yes	Yes	N/A	N/A	Yes	Yes	Yes	Yes	Yes	Yes	Yes	Yes	Yes	Yes	Yes	Yes	Yes	100%	Complied

K.

Annexure 02 - Monthly



Department of Water and Sanitation and National Treasury
 Water Debt Relief
 Water Debt Relief Guideline
 Municipal Finance Management Act No. 56 of 2003

National Treasury

Certificate of Compliance: Water Debt Relief Conditions

Period	Mar-26
National Financial Year	2025/26
Demarcation Code of Municipality being assessed	WC053
District	Central Karoo
Demarcation Description	Beaufort West

I, **name and surname of HQD**, hereby certify that the provincial treasury monitored the municipality's compliance against the conditions of Municipal Debt Relief as set-out in the **Water Debt Relief Guideline** and that the Provincial Treasury is satisfied and certifies that the said municipality fully complies with the conditions as set-out in the table below:

Water Debt Relief Conditions (Monthly reporting)

Condition	Choose from drop down list	Notes/Comments
7.1 Maintaining the bulk water current account – (current account for the purpose of this exercise means the account for a single month's consumption that was due and payable during the month being assessed)		
7.1.1 - Has the municipality paid its bulk water current account within 30 days of receiving the relevant invoice (this applies to all municipalities, including metros)? <i>Note - refer condition 7.1.</i>	Yes, fully paid	
7.1.1.1 - Has the municipality submitted the supporting evidence of the bulk water current account payment(s) to the relevant Water Board (WB) and/ or Water Trading Entity (WTE) and / or Water User Association (WUA) within 1 day of making any such payment (in PDF format)?	Yes	
7.1.1.2 - Has the municipality submitted the consolidated proof of payments to the respective bulk suppliers to the National Treasury GoMuni Upload portal https://uploadportal.treasury.gov.za by the 10th working day of the month following the invoice date (in PDF format)?	Yes	
7.1.2 - Does the amount of the bulk water current account payment as per the proof of payment reconcile to the amount recorded on the financial system as per the mSCOA data string and the section 41(2) MIFMA statement of the Water Board (WB) and/ or Water Trading Entity (WTE) and / or Water User Association (WUA)?	Yes	
7.2 Accounting Treatment and mSCOA Reporting		
7.2.1 Accounting Treatment - has the municipality fully accounted for and correctly reported on the write-off of its Water arrear debt (debt existing as on 30 September 2024) as per any written instruction of the National Treasury, Office of the Accountant General and NT: CD: Local Government Budget Analysis issued for Water Debt Relief to date?	N/A (No write-off yet)	

R.

6	7.2.1	Did the municipality account for any related benefit (e.g. interest suppression, etc.) and does such align with mSCOA?	N/A (No benefit yet)
7	7.3	Monitor and report on implementation -	
8	7.3.1	MFMA section 71 reporting - has the municipal council and senior management team instituted processes to monitor and enforce accountability for the implementation of the Water Debt Relief Conditions as part of the implementation of the municipality's funded budget (and Budget Funding Plan where relevant)?	Yes
9	7.3.1.1	Does the municipality's MFMA section 71 statement for the month being assessed include the municipality's water debt relief compliance self-assessment (signed by the Municipal Manager) - in the format of the Water Debt Relief compliance certificate (Annexure D2 of the Water Debt Relief Guideline)?	Yes
10	7.3.1.2	Does the municipality's MFMA section 71 statement for the month being assessed -	
11	7.3.1.2	Part A: include the municipality's progress against its approved funded budget?	Yes
12	7.3.1.2	Part B: if the municipality's budget was assessed as unfunded by any of the Treasuries, the municipality include the progress against approved Budget Funding Plan?	Yes
13	7.3.1.2	- Does the municipality's progress report envisaged in Part A and B above clearly demonstrate that the municipality is achieving the required Water Debt Relief compliance?	Yes
14	7.3.1.3	- Include the municipality's water losses (both in Rand value and kilolitres) for the month being assessed? (MFMA Circular 71)	Yes
15	7.3.1.3	- Include the municipality's energy losses (both in Rand value and kilowatt hours) for the month being assessed? (MFMA Circular 71)	Yes
16	7.3.1.3	- if the municipality is unable to calculate and report on its water and/or energy losses, did the municipality make any progress in terms of its loss calculation/ reporting strategy towards calculating and reporting on such losses?	N/A (able to calculate/ report on losses)
17	7.3.1.3	- Include the progress made to reduce the municipality's reported water and/ or energy losses against its water and energy losses/reduction strategy?	Yes
18	7.3.1.3	Monthly FRP report does provide progress on reduction of losses.	
19		Municipalities with financial recovery plans (FRP)	
20	7.3.1.2	- Municipalities with financial recovery plans (FRP) - if the municipality has a FRP as envisaged in the prevailing local government legislative framework: Did the municipality's FRP progress report during the month being assessed, explicitly include the municipality's progress against those components of the FRP aimed to achieve water debt relief compliance as part of achieving a funded budget?	Yes
21	7.3.1.2	- Municipalities with financial recovery plans (FRP) - Was the municipality's FRP progress report during the month being assessed, submitted to the relevant Provincial Executive?	Yes
22	7.3.2	- if progress is slow in terms of paragraph 7.3.1, is the municipal council and senior management team's active intervention evident from the narratives supporting the municipality's monthly MFMA section 71 reporting and recorded on the financial system as per the mSCOA data string?	Yes

PT: HOD/ NT/ MM Name:

C. J. Kuyndell

Signature of PT: HOD/ NT/ MM:



Date:

16/4/2026

** Note - If the official is signing on behalf of the Head of the Provincial Treasury (HOD) / Municipal Manager, the written procurement of the HOD / MM must be attached as an Annexure to this Certificate of Compliance.

Annexure 02 - Monthly



Department of Water and Sanitation and National Treasury

Water Debt Relief

Water Debt Relief Guideline

Municipal Finance Management Act No. 56 of 2003

Western Cape Provincial Treasury

Certificate of Compliance: Water Debt Relief Conditions

Period	Feb-26
National Financial Year	2025/26
Demarcation Code of Municipality being assessed	WC053
District	Central Karoo
Demarcation Description	Beaufort West

I, Victor Senna, hereby certify that the provincial treasury monitored the municipality's compliance against the conditions of Municipal Debt Relief as set-out in the Water Debt Relief Guideline and that the Provincial Treasury is satisfied and certifies that the said municipality fully complies with the conditions as set-out in the table below:

Water Debt Relief Conditions (Monthly reporting)

Choose from drop down list

Condition	7.1	Maintaining the bulk water current account – (current account for the purpose of this exercise means the account for a single month's consumption that was due and payable during the month being assessed)	
1	7.1	- Has the municipality paid its bulk water current account within 30 days of receiving the relevant invoice (this applies to all municipalities, including metros)? <i>Note - refer condition 7.1.</i>	Yes, fully paid
2	7.1.1	- Has the municipality submitted the supporting evidence of the bulk water current account payment(s) to the relevant Water Board (WB) and/ or Water Trading Entity (WTE) and / or Water User Association (WUA) within 1 day of making any such payment (in PDF format)?	Yes
3	7.1.2	- Has the municipality submitted the consolidated proof of payments to the respective bulk suppliers to the National Treasury GoMuni Upload portal https://guploadportal.treasury.gov.za by the 10th working day of the month following the invoice date (in PDF format)?	Yes
4	7.1.2	- Does the amount of the bulk water current account payment as per the proof of payment reconcile to the amount recorded on the financial system as per the mSCOA data string and the section 41(2) MFMA statement of the Water Board (WB) and/ or Water Trading Entity (WTE) and / or Water User Association (WUA)?	Yes
	7.2	Accounting Treatment and mSCOA Reporting	
5	7.2.1	Accounting Treatment - has the municipality fully accounted for and correctly reported on the write-off of its Water arrear debt (debt existing as on 30 September 2024) as per any written instruction of the National Treasury: Office of the Accountant General and NT: CD: Local Government Budget Analysis issued for Water Debt Relief to date?	N/A (No write-off yet)
6	7.2.1	Did the municipality account for any related benefit (e.g. interest suppression, etc.) and does such align with mSCOA?	N/A (No benefit yet)
	7.3	Monitor and report on implementation –	
7	7.3.1	MFMA section 71 reporting – has the municipal council and senior management team instituted processes to monitor and enforce accountability for the implementation of the Water Debt Relief Conditions as part of the implementation of the municipality's funded budget (and Budget Funding Plan where relevant)?	Yes
8	7.3.1.1	Does the municipality's MFMA section 71 statement for the month being assessed include the municipality's water debt relief compliance self-assessment (signed by the Municipal Manager) - in the format of the Water Debt Relief compliance certificate (Annexure 02 of the Water Debt Relief Guideline)?	Yes
	7.3.1	Does the municipality's MFMA section 71 statement for the month being assessed -	
9	7.3.1.2	Part A: include the municipality's progress against its approved funded budget?	Yes
10	7.3.1.2	Part B: If the municipality's budget was assessed as unfunded by any of the Treasuries, the municipality include the progress against approved Budget Funding Plan?	Yes

11	7.3.1.2	- Does the municipality's progress report envisaged in Part A and B above clearly demonstrate that the municipality is achieving the required Water Debt Relief compliance?	Yes
12	7.3.1.3	- Include the municipality's water losses (both in Rand value and kilolitres) for the month being assessed? (MFMA Circular 71)	Yes
13	7.3.1.3	- Include the municipality's energy losses (both in Rand value and kilowatt hours) for the month being assessed? (MFMA Circular 71)	Yes
14	7.3.1.3	- If the municipality is unable to calculate and report on its water and/or energy losses, did the municipality make any progress in terms of its loss calculation/ reporting strategy towards calculating and reporting on such losses?	N/A (able to calculate/ report on losses)
15	7.3.1.3	- Include the progress made to reduce the municipality's reported water and/ or energy losses against its water-and energy losses reduction strategy?	Yes
Municipalities with financial recovery plans (FRP)			
16	7.3.1.2	- Municipalities with financial recovery plans (FRP) – if the municipality has a FRP as envisaged in the prevailing local government legislative framework: Did the municipality's FRP progress report during the month being assessed, explicitly include the municipality's progress against those components of the FRP aimed to achieve water debt relief compliance as part of achieving a funded budget?	Yes
17	7.3.1.2	- Municipalities with financial recovery plans (FRP) – Was the municipality's FRP progress report during the month being assessed, submitted to the relevant Provincial Executive?	Yes
18	7.3.2	- if progress is slow in terms of paragraph 7.3.1, is the municipal council and senior management team's active intervention evident from the narratives supporting the municipality's monthly MFMA section 71 reporting and recorded on the financial system as per the mSCOA data string?	Yes

PT: HOD/ NT / MM Name:

**Victor
Senna**

Digitally signed by
Victor Senna

Date: 2026.03.26
12:42:02 +02'00'

Signature of PT: HOD/ NT/ MM:

Date:

****Note – if the official is signing on behalf of the Head of the Provincial Treasury (HOD) / Municipal Manager, the written procurement of the HOD / MM must be attached as an Annexure to this Certificate of Compliance.**

****Note – The Signed Certificate to be uploaded on Gomuni must not include comments column - comments need to be incorporated into the related PT report**

12.11. Maintaining the Eskom bulk current account & Losses and 12.12. Maintaining the Water bulk current account & Losses

The Municipality's Water Debt Relief application was approved and formally communicated on 11 November 2025. A retrospective assessment of compliance with programme conditions prior to this date cannot be regarded as reasonable, as there was no legislative or regulatory requirement at the time for the monthly disclosure or quantification of water and electricity distribution losses. The quantification and disclosure of distribution losses is an annual reporting requirement in terms of MFMA section 125 and is disclosed in the Annual Financial Statements.

Notwithstanding the absence of a statutory monthly reporting requirement, the Municipality proactively reported water and electricity distribution losses on a monthly basis to the Financial Recovery Plan (FRP) Technical Committee responsible for the Financial Pillar, as information became available, in the interest of transparency and to demonstrate progress against the approved loss-reduction strategy. This information was also periodically shared with the Auditor-General, particularly in light of water losses having initially been subject to a notification as a potential material irregularity, which was subsequently averted on condition that measurable progress in addressing excessive water losses be demonstrated.

Based on the above, the relevant condition is regarded as having been achieved. The Municipality will continue to report water and electricity distribution losses and the quantification thereof, on a monthly basis going forward, with effect from March 2026 (reporting on January 2026), to be included under the relevant Water Debt Relief section of the Section 71 in-year monitoring report.

12.13. Reduction of Water and Electricity Losses

See attached the progress made by the municipality to water and energy losses against its water and energy losses reduction strategy



ELECTRICITY DISTRIBUTION LOSSES REDUCTION STRATEGY

BEAUFORT WEST MUNICIPALITY

1. Background and Strategic Context

Electricity distribution losses represent a material financial, operational, and governance risk to the Municipality and directly undermine the sustainability of the electricity trading service. As with water, electricity losses impact revenue completeness, cash flow, and the credibility of tariffs, and have therefore been prioritised under the Financial Recovery Plan (FRP).

This Electricity Loss Reduction Strategy builds on the Municipality's experience and progress in implementing the Non-Revenue Water (NRW) Reduction Strategy and aligns with the broader FRP objectives, National Treasury Debt Relief principles, and good practice in municipal electricity distribution. The strategy focuses on the reduction of both technical and non-technical losses through improved metering, billing accuracy, system controls, enforcement, and monitoring.

2. Objectives of the Strategy

The primary objectives of the Electricity Loss Reduction Strategy are to:

- Reduce electricity distribution losses to sustainable and benchmarked levels.
- Improve billing accuracy and revenue protection.
- Strengthen controls over municipal own consumption.
- Detect and eliminate illegal connections, meter tampering, and theft.
- Improve exception reporting, monitoring, and accountability.
- Support cost-reflective tariff setting and long-term financial sustainability.
- Demonstrate measurable progress in line with FRP commitments and audit expectations.

3. Key Strategic Interventions

3.1 Installation of Smart Electricity Meters

- Roll out smart prepaid electricity meters in high-risk and high-loss areas, prioritising:
 - Indigent and historically unmetered properties.
 - Properties with repeated estimation or abnormal consumption patterns.
 - Municipal facilities and bulk supply points.
- Integrate smart meters with the billing system and vending platform to ensure:
 - Real-time consumption data.
 - Automated billing and revenue recognition.
 - Reduction of estimated readings and manual intervention.
- Establish and maintain a verified smart-meter register, linked to the asset register and billing system.

3.2 Improved Meter Reading and Billing Accuracy

- Reduce reliance on estimated readings through:
 - Increased smart meter penetration.
 - Improved handheld meter reading processes where conventional meters remain in use.
- Implement regular meter reading audits and exception reviews.
- Strengthen reconciliation between:
 - Bulk electricity purchases (Eskom);
 - Energy distributed.
 - Energy billed.
 - Revenue collected.
- Investigate and resolve material discrepancies as part of monthly FRP and management reporting.

3.3 Accounting and Control of Municipal Own Consumption

- Install dedicated meters at all municipal facilities, including:
 - Pump stations.
 - Wastewater treatment works.
 - Offices, depots, and street lighting circuits.
- Ensure all municipal consumption is:
 - Accurately metered.
 - Properly billed internally.
 - Correctly accounted for in the general ledger.
- Eliminate unmetered or flat-rate municipal consumption except where technically unavoidable and formally approved.

3.4 Improved Exception Reporting and Data Analytics

- Implement enhanced exception reporting to identify:
 - Zero or near-zero consumption.
 - Sudden drops or spikes in usage.
 - Dormant or inactive meters.
 - Repeated estimated readings.
 - Abnormal losses at feeder or zone level.
- Use data analytics and dashboards to:
 - Track losses by area, feeder, and customer category.
 - Support targeted interventions.
 - Inform management and FRP oversight structures.

3.5 Removal of Dormant Meters and Network Cleansing

- Conduct a systematic review of dormant and inactive meters.
- Physically remove or regularise:
 - Redundant meters.
 - Illegal or undocumented connections.
 - Bypassed or compromised meters.

- Update the billing and asset systems to reflect the cleansed network and prevent reoccurrence.

3.6 Enforcement and Penalties for Electricity Theft

- Enforce existing by-laws and policies relating to:
 - Illegal connections.
 - Meter tampering.
 - Electricity theft.
- Apply penalties, fines, and reconnection fees consistently and transparently.
- Strengthen coordination between:
 - Technical Services.
 - Revenue and Customer Care.
 - Law enforcement where required.
- Maintain a register of theft incidents and enforcement actions for audit and governance purposes.

3.7 Public Awareness and Community Engagement

- Implement targeted public awareness campaigns focusing on:
 - The financial and legal consequences of electricity theft.
 - The link between losses, tariffs, and service sustainability.
 - Responsible electricity usage.
- Engage ward committees and community structures to support loss-reduction initiatives and reporting of illegal activities.

3.8 Monitoring, Reporting and Control at Point of Supply

- Strengthen monitoring at bulk and feeder points through:
 - Improved metering at substations.
 - Regular technical audits.
- Analyse losses at each point of supply to isolate:
 - Technical losses.
 - Commercial and non-technical losses.
- Use this information to inform infrastructure upgrades, maintenance planning, and capital investment decisions.

4. Governance, Reporting and Integration with the FRP

- Electricity distribution losses will be monitored and reported as part of:
 - Monthly FRP reporting to Provincial Treasury.
 - Management performance monitoring.
 - Debt Relief and oversight engagements.
- Reporting will be progressively enhanced as data quality improves and smart meter coverage expands.

- The strategy supports audit defensibility by demonstrating:
 - A structured, proactive response to loss-related risks.
 - Measurable progress against identified weaknesses.
 - Alignment with MFMA, GRAP, and FRP principles.

5. Expected Outcomes

The implementation of this strategy is expected to result in:

- Reduced electricity distribution losses.
- Improved revenue completeness and cash flow.
- Enhanced billing accuracy and system integrity.
- Reduced reliance on estimates and manual corrections.
- Improved audit outcomes and reduced risk of material irregularities.
- A more sustainable and cost-reflective electricity trading service.

6. Conclusion

The Electricity Distribution Loss Reduction Strategy reflects a deliberate, structured, and best-practice approach aligned with the Municipality's broader Financial Recovery Plan and informed by the successful design and implementation of the NRW Reduction Strategy. The Municipality recognises that electricity, like water, is a critical trading service and that sustained loss reduction is essential to restoring financial stability, protecting revenue, and ensuring reliable service delivery to the community.



WATER DISTRIBUTION LOSSES - NRW

Comprehensive Implementation and Post-Implementation Framework: December 2023 – June 2026

In addition, as reported on the MI on 14 March 2025

1. BACKGROUND

The Smart Meter Grant (SMG) Project forms part of the broader Financial Recovery Plan (FRP) and the National Treasury Debt Relief Programme. It aims to reduce non-revenue water (NRW), improve billing accuracy, and restore the financial sustainability of the Beaufort West Municipality's water service function.

This strategy consolidates activities from December 2023 to March 2025 (as reported to the AG) and sets out the forward plan up to June 2026 (post-implementation phase), ensuring long-term sustainability through tariff restructuring, maintenance, and lifecycle cost planning.

2. CHRONOLOGY OF KEY ACTIONS AND MILESTONES

(December 2023 – June 2025)

<i>Date</i>	<i>Key Actions Taken</i>
5 Dec 2023 – Feb 2024	MFIP advisor monitored RT29-2024 finalisation; municipality submitted business plans to PT (R 600 000 + R 1 million) for meter verification and smart pre-paid water meters. Evaluated the root cause and obtain funding to address NRW
Jan 2024 – Mar 2024	Workshops held on meter reading, control measures, and loss disclosure; policy amendments drafted for alignment with MTREF and Debt Relief conditions. Start in addressing root causes and NRW + improve on control environment also contribution.
Apr – Jun 2024	PT assistance requested for procurement; NT engaged on inclusion of water meters under RT29-2024; vendors consulted; public participation initiated for the flat-rate system.
Jul – Oct 2024	Continued engagement with NT and PT; confirmation received on inclusion of smart pre-paid water meters in RT29; municipalities authorised to use the framework.
Dec 2024 – Feb 2025	PT approved R 1 million allocation for smart pre-paid water meters; DoRA amended to allocate R 46 million under the Smart Meter Grant (SMG); FRP Phase II and Audit Action Plan updated.
Mar – Jun 2025	Final meter technology evaluation conducted; onboarding meetings held with NT; PT funding (R 1.8 million) committed for installations; procurement to be finalised under RT29-2024. Project rollout to complete by 30 June 2025 with target of 5 100 smart pre-paid meters installed by April 2026.

3. POST-IMPLEMENTATION STRATEGY (September 2025 – June 2026)

Following completion of the installation phase, the municipality will implement a phased strategy to ensure sustainability, revenue protection, and compliance with the FRP.

Phase 1: September – December 2025 – Post-Implementation and Performance Monitoring

- Conduct a comprehensive post-installation audit validating data accuracy, meter functionality, and system integration with billing.
- Compile an updated smart-meter register – Monitor through MTN Smart Metering Monitoring platform and establish a dedicated unit dealing only with metering and reticulation issues.
- Daily monitoring of the performance dashboard for continuous tracking of meter efficiency, connectivity, and consumption trends.
- Analyse NRW reduction results in the high-loss zones (Hillside and Graceland) to quantify impact and adjust controls. (Part of PT reporting and MTN pilot reporting with BWM the first opting for water meters under the debt relief initiative.
- Produce a Performance and Sustainability Report to guide tariff restructuring and maintenance provisioning. Cost drivers clearly identified including infrastructure to form part of tariff-setting methodology.

Phase 2: January – March 2026 – Tariff Restructuring and Cost-Reflective Modelling

- Launch the Tariff Modelling Project to restructure tariffs to include:
 - Full repairs and maintenance (R&M) costs and plan for smart infrastructure (R&M plan to be financed by the tariffs / cost reflective).
 - Depreciation and replacement provisions over the 8-year meter lifecycle.
 - Annual battery replacement costs for 5 % of total meters / annum.
 - Operational costs related to connectivity, data management, and vendor system support – first three years included in the PT project (240 meters) and part of the NT SMG rollout – After three years costing.
- Establish a dedicated Smart Meter Maintenance and Renewal Reserve Fund within the MTREF.
- Integrate lifecycle costing into water tariffs to ensure. Apply for funding for a Water CoS.
- Align the restructuring process with FRP Phase II actions and MFMA compliance requirements.

Phase 3: April – June 2026 – Budget Integration and Institutionalisation

- Incorporate the revised tariff structure and cost provisions into the 2026/27 MTREF budget.
- Institutionalise a preventative maintenance plan under Technical Services, with measurable indicators and dedicated cost centres.
- Present quarterly progress reports to the FRP Steering Committee and Oversight Committee covering implementation progress, financial impacts, and water-loss performance.

4. FINANCIAL SUSTAINABILITY AND RISK ALIGNMENT

- The integration of smart-meter lifecycle costs into tariffs will secure funding for long-term infrastructure sustainability and prevent future unfunded expenditure risks.

5. EXPECTED OUTCOMES

- Reduced non-revenue water losses and improved billing accuracy.
- Enhanced financial sustainability through lifecycle-cost budgeting.
- Compliance with DWS and FRP requirements.
- Strengthened asset management and preventative maintenance culture.
- A cost-reflective tariff structure that ensures reliable service delivery and the replacement of ageing smart-meter infrastructure.

CONCLUSION

The municipality has taken all possible steps to address revenue loss while working towards a long-term solution to rectify the infrastructure deficiencies that ultimately led to both revenue losses and excessive distribution losses. The current strategy, along with the DoRA allocation for metering and water management, is not the result of chance but rather of deliberate and initiative-taking actions taken by the municipality.

Furthermore, the municipality challenged conventional thinking by reframing water management as a key factor contributing to the financial distress that necessitated programs like the Debt Relief Program to support struggling municipalities in this regard. This was not initially a consideration. Water, like electricity, is a trading service, and given its scarcity as a resource and the declining profitability of electricity, it has become an essential component of the municipal revenue base.

Currently, Beaufort West operates water as a cost-recovery /economical municipal service rather than a revenue-generating one. However, with the necessary measures in place, the municipality is poised to restore water as a sustainable trading service, strengthening financial viability while implementing consumption-based tariffs to mitigate the risk of a humanitarian crisis—such as running out of water, which would severely impact sanitation and the broader community well-being.

We urge you to consider and acknowledge the efforts made, recognizing that there were no alternative solutions available under the given circumstances. While the challenge of excessive water losses and non-revenue water is not unique to Beaufort West, the actions and plans implemented to address these issues are.